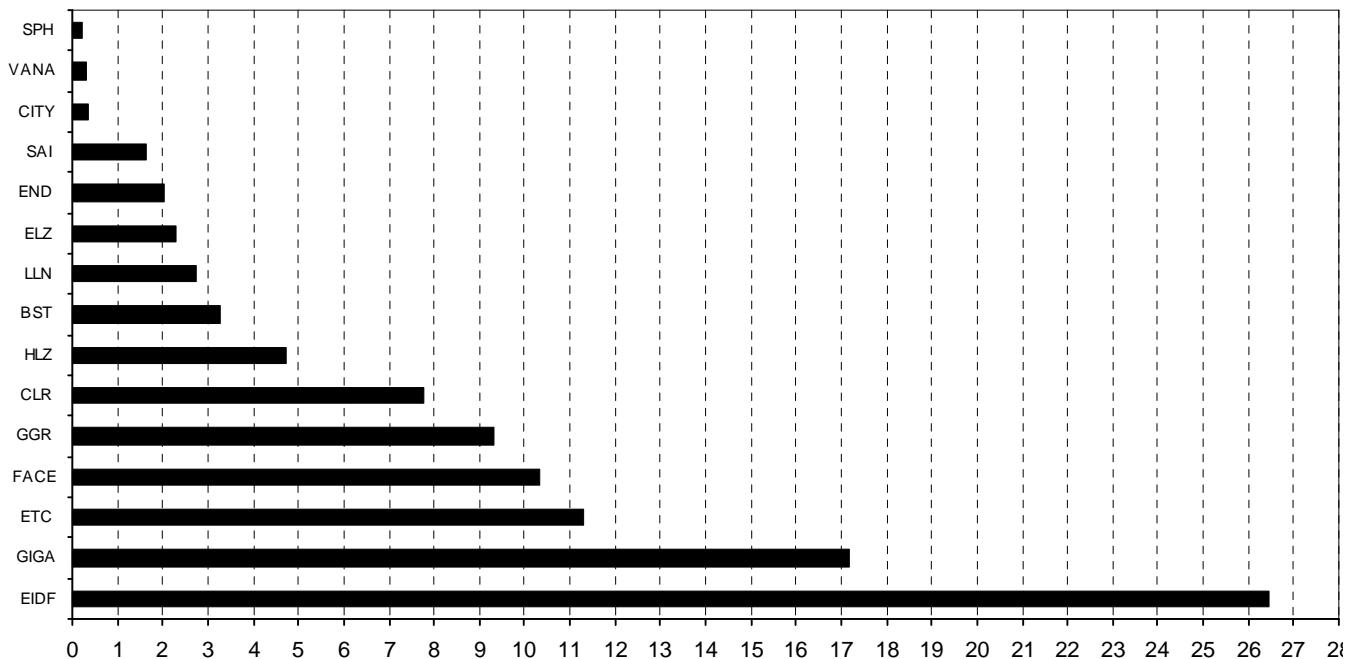


Composición del índice IBEX GROWTH MARKET 15 al cierre de: 30/04/2024 antes de ajuste
Index constituents of IBEX GROWTH MARKET 15 at the closing of: 30/04/2024 before adjustment

Cód. Sym.	Valor Company	Ajuste Free-Float Free-Float Adjust.	# Acciones # Shares	Cierre € Closing €	Capitalización € Capitalisation €	% Ponderación % Weighting
EIDF	EIDF	20%	11.852.941	7,9400	94.112.351,5400	26,44
GIGA	GIGAS HOSTIN	70%	8.151.056	7,5000	61.132.920,0000	17,18
ETC	ENERGY SOLAR	50%	13.416.394	3,0000	40.249.182,0000	11,31
FACE	FACEPHI BIO	90%	19.398.592	1,9000	36.857.324,8000	10,36
GGR	GREENING	20%	5.820.455	5,7000	33.176.593,5000	9,32
CLR	CLERHP ESTR.	50%	7.032.136	3,9400	27.706.615,8400	7,78
HLZ	HOLALUZ	30%	6.566.616	2,5700	16.876.203,1200	4,74
BST	BIOTECHNOLOG	60%	34.708.063	0,3360	11.661.909,1680	3,28
LLN	LLEIDANETWOR	60%	9.629.966	1,0200	9.822.565,3200	2,76
ELZ	ELZINC	40%	51.420.666	0,1600	8.227.306,5600	2,31
END	ENDURANCE MO	50%	4.893.401	1,4900	7.291.167,4900	2,05
SAI	SUBSTRATE AI	50%	35.983.037	0,1612	5.800.465,5644	1,63
CITY	INTERCITY	100%	34.353.358	0,0344	1.181.755,5152	0,33
VANA	VANADI COFFE	80%	10.241.782	0,1055	1.080.508,0010	0,30
SPH	SOLARPROFIT	20%	3.925.800	0,1840	722.347,2000	0,20
257.394.263						100,00

IBEX GROWTH MARKET 15 de cierre: 1.750,5 Capitalización total IBEX GROWTH MARKET 15: 355.899.215,6186 €

% Ponderación IBEX GROWTH MARKET 15



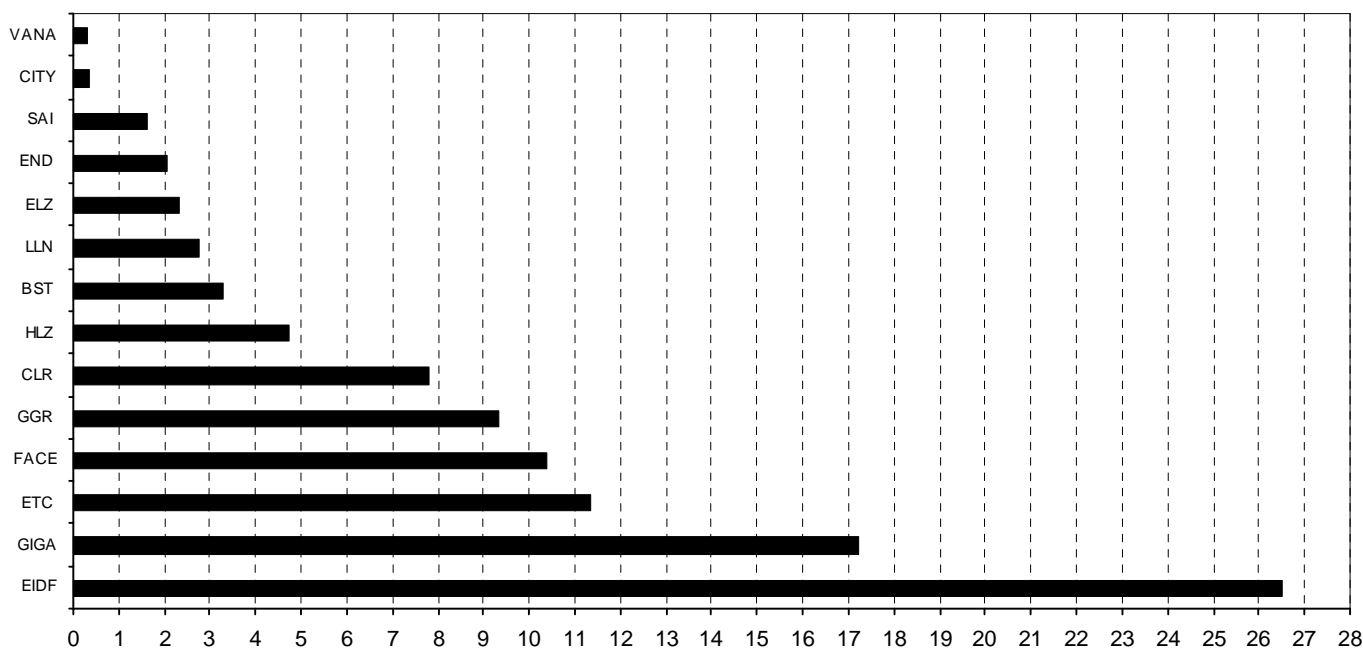
Composición del índice IBEX GROWTH MARKET 15 al cierre de: 30/04/2024 después de ajuste

Index constituents of IBEX GROWTH MARKET 15 at the closing of: 30/04/2024 after adjustment

Cód. Sym.	Valor Company	Ajuste Free-Float Free-Float Adjust.	# Acciones # Shares	Cierre € Closing €	Capitalización € Capitalisation €	% Ponderación % Weighting
EIDF	EIDF	20%	11.852.941	7,9400	94.112.351,5400	26,50
GIGA	GIGAS HOSTIN	70%	8.151.056	7,5000	61.132.920,0000	17,21
ETC	ENERGY SOLAR	50%	13.416.394	3,0000	40.249.182,0000	11,33
FACE	FACEPHI BIO	90%	19.398.592	1,9000	36.857.324,8000	10,38
GGR	GREENING	20%	5.820.455	5,7000	33.176.593,5000	9,34
CLR	CLERHP ESTR.	50%	7.032.136	3,9400	27.706.615,8400	7,80
HLZ	HOLALUZ	30%	6.566.616	2,5700	16.876.203,1200	4,75
BST	BIOTECHNOLOG	60%	34.708.063	0,3360	11.661.909,1680	3,28
LLN	LLEIDANETWOR	60%	9.629.966	1,0200	9.822.565,3200	2,77
ELZ	ELZINC	40%	51.420.666	0,1600	8.227.306,5600	2,32
END	ENDURANCE MO	50%	4.893.401	1,4900	7.291.167,4900	2,05
SAI	SUBSTRATE AI	50%	35.983.037	0,1612	5.800.465,5644	1,63
CITY	INTERCITY	100%	34.353.358	0,0344	1.181.755,5152	0,33
VANA	VANADI COFFE	80%	10.241.782	0,1055	1.080.508,0010	0,30
						253.468.463
						100,00

IBEX GROWTH MARKET 15 de cierre: 1.750,5 Capitalización tota IBEX GROWTH MARKET 15: 355.176.868,4186 €

% Ponderación IBEX GROWTH MARKET 15



Informe de ajuste IBEX GROWTH MARKET 15

IBEX GROWTH MARKET 15 adjustment report

30/04/2024 18:13:34

Indice antes de ajuste <i>Index before adjustment</i>	Indice después de ajuste <i>Index after adjustment</i>	Capitalización antes de ajuste <i>Market Capitalisation before adjustment</i>	Capitalización después de ajuste <i>Market Capitalisation after adjustment</i>	"J" de ajuste <i>"J" (Mkt. K2 - K1)</i>	Divisor IBEX GROWTH 15 <i>IBEX GROWTH 15 Divisor</i>
1.750,5	1.750,5	355.899.215,6186	355.176.868,4186	-722.347,2000	202.895

Símbolo <i>Sym.</i>	Títulos antes de ajuste <i>Shares before adjustment</i>	Títulos después de ajuste <i>Shares after adjustment</i>	Capitalización antes de ajuste <i>Capitalisation before adjustment</i>	Capitalización después de ajuste <i>Capitalisation after adjustment</i>	Diferencia de Capitalizaciones <i>Capitalisation difference</i>
------------------------	--	---	---	--	--

Bajas en IBEX GROWTH MARKET 15

IBEX GROWTH MARKET 15 deletions

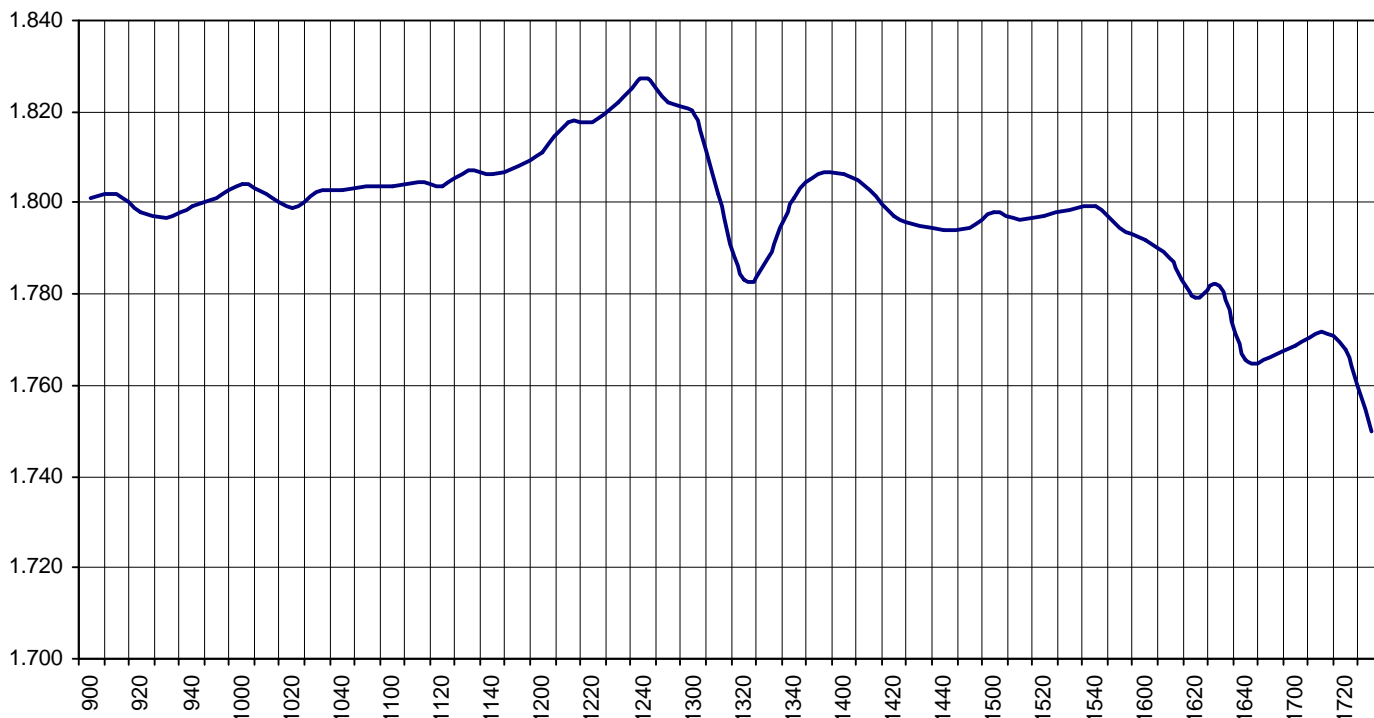
SPH	3.925.800	0	722.347,2000	0,0000	-722.347,2000
-----	-----------	---	--------------	--------	---------------

Altas en IBEX GROWTH MARKET 15

IBEX GROWTH MARKET 15 additions

IBEX Growth Market 15			Hora			
			Time			
Anterior	Previous	1.776,4	Máximo	Max	1.829,3	12:47:19
Inicial	Open	1.785,1	Mínimo	Min	1.741,2	16:45:15
Cierre	Close	1.750,5	Variación	Change	-25,9	
Medio	Mid	1.794,5	%Variación	%change	-1,46%	

Valor medio del índice IBEX Growth Market 15 cada 10' (Index Average every 10')



Hechos Relevantes Públicos que afectan al IBEX GROWTH MARKET 15

Hechos Relevantes que afectan al cálculo del índice IBEX Growth Market 15

02/05/2024 SPH SOLARPROFIT AJUSTE POR EXCLUSIÓN VALOR POR SUSPENSIÓN COTIZACIÓN

Relevant Facts related to IBEX GROWTH MARKET 15 index

Relevant Facts related to IBEX Growth Market 15 index calculation

02/05/2024 SPH SOLARPROFIT ADJUSTMENT FOR EXCLUSION BY TRADING SUSPENSION