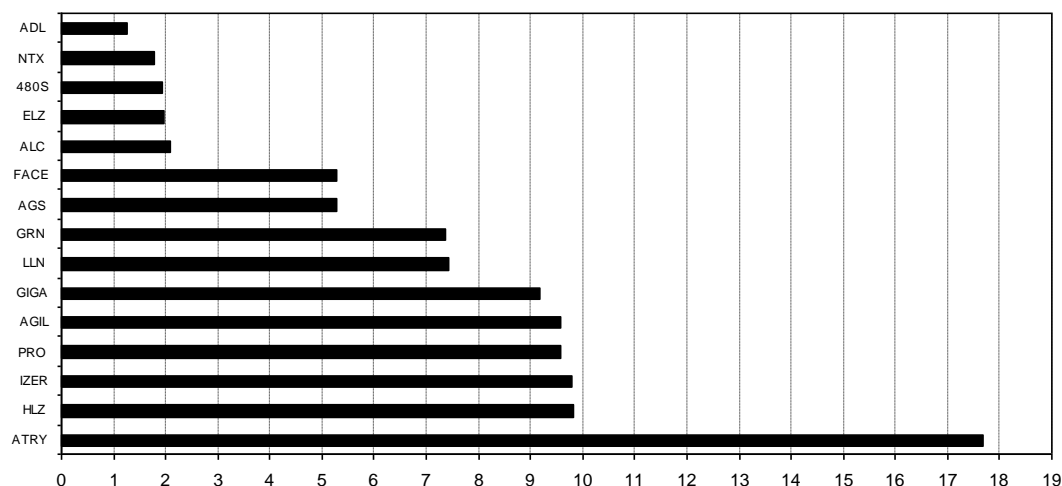


Composición del índice IBEX GROWTH MARKET 15 al cierre de: 03/05/2021 antes de ajuste
Index constituents of IBEX GROWTH MARKET 15 at the closing of: 03/05/2021 before adjustment

Cód. Sym.	Valor Company	Ajuste Free-Float Free-Float Adjust.	# Acciones # Shares	Cierre € Closing €	Capitalización € Capitalisation €	% Ponderación % Weighting
ATRY	ATRY	70%	16.157.378	9,3000	150.263.615,4000	17,69
HLZ	HOLALUZ	30%	6.173.845	13,5000	83.346.907,5000	9,81
IZER	IZERTIS	40%	9.047.892	9,1800	83.059.648,5600	9,78
PRO	PROEDUCA	10%	4.517.897	18,0000	81.322.146,0000	9,57
AGIL	AGILE CONTEN	50%	10.523.503	7,7200	81.241.443,1600	9,57
GIGA	GIGAS HOSTIN	100%	7.719.365	10,1000	77.965.586,5000	9,18
LLN	LLEIDANETWOR	60%	9.629.966	6,5500	63.076.277,3000	7,43
GRN	GREENALIA	20%	4.246.694	14,7500	62.638.736,5000	7,38
AGS	ASPY GLOBAL	20%	15.571.428	2,8800	44.845.712,6400	5,28
FACE	FACEPHI BIO	80%	11.542.815	3,8850	44.843.836,2750	5,28
ALC	ALTIA CONSUL	10%	687.819	25,8000	17.745.730,2000	2,09
ELZ	ELZINC	40%	10.284.133	1,6200	16.660.295,4600	1,96
480S	CUATROOCHENT	30%	667.372	24,8000	16.550.825,6000	1,95
NTX	NETEX	40%	3.546.244	4,2400	15.036.074,5600	1,77
ADL	ADL BIONATUR	30%	11.816.720	0,9080	10.729.581,7600	1,26
						122.133.071
						100,00

IBEX GROWTH MARKET 15 de cierre: 2.503,1 Capitalización total: 849.326.417,4150 €

% Ponderación IBEX GROWTH MARKET 15



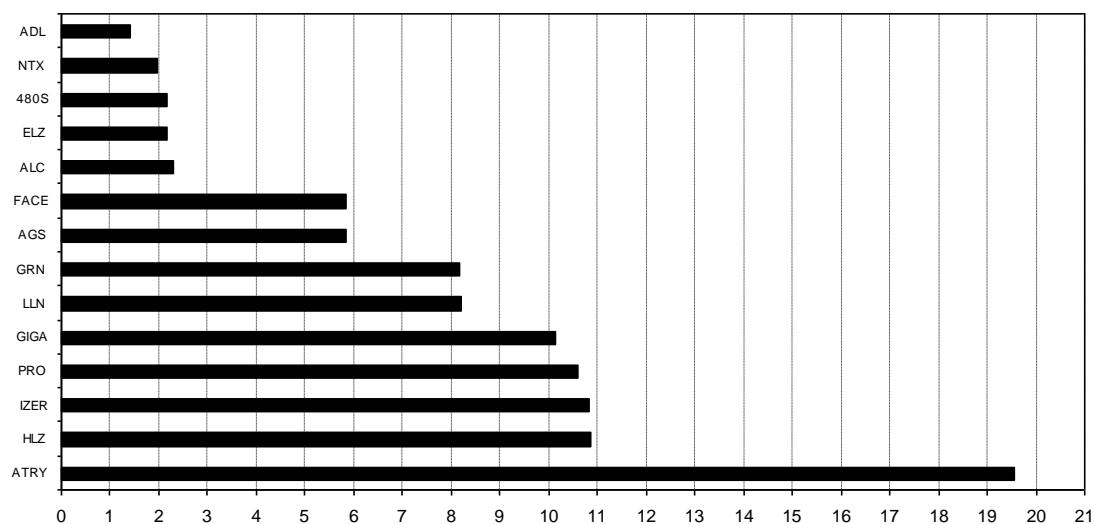
Composición del índice IBEX GROWTH MARKET 15 al cierre de: 03/05/2021 después de ajuste

Index constituents of IBEX GROWTH MARKET 15 at the closing of: 03/05/2021 after adjustment

Cód. Sym.	Valor Company	Ajuste Free-Float Free-Float Adjust.	# Acciones # Shares	Cierre € Closing €	Capitalización € Capitalisation €	% Ponderación % Weighting
ATRY	ATRY S	70%	16.157.378	9,3000	150.263.615,4000	19,56
HLZ	HOLALUZ	30%	6.173.845	13,5000	83.346.907,5000	10,85
IZER	IZERTIS	40%	9.047.892	9,1800	83.059.648,5600	10,81
PRO	PROEDUCA	10%	4.517.897	18,0000	81.322.146,0000	10,59
GIGA	GIGAS HOSTIN	100%	7.719.365	10,1000	77.965.586,5000	10,15
LLN	LLEIDANETWOR	60%	9.629.966	6,5500	63.076.277,3000	8,21
GRN	GREENALIA	20%	4.246.694	14,7500	62.638.736,5000	8,16
AGS	ASPY GLOBAL	20%	15.571.428	2,8800	44.845.712,6400	5,84
FACE	FACEPHI BIO	80%	11.542.815	3,8850	44.843.836,2750	5,84
ALC	ALTIA CONSUL	10%	687.819	25,8000	17.745.730,2000	2,31
ELZ	ELZINC	40%	10.284.133	1,6200	16.660.295,4600	2,17
480S	CUATROOCHENT	30%	667.372	24,8000	16.550.825,6000	2,15
NTX	NETEX	40%	3.546.244	4,2400	15.036.074,5600	1,96
ADL	ADL BIONATUR	30%	11.816.720	0,9080	10.729.581,7600	1,40
111.609.568						100,00

IBEX GROWTH MARKET 15 de cierre: 2.503,1 Capitalización total: 768.084.974,2550 €

% Ponderación IBEX GROWTH MARKET 15



Informe de ajuste IBEX GROWTH MARKET 15

IBEX GROWTH MARKET 15 adjustment report

03/05/2021 18:09:19

Indice antes de ajuste <i>Index before adjustment</i>	Indice después de ajuste <i>Index after adjustment</i>	Capitalización antes de ajuste <i>Market Capitalisation before adjustment</i>	Capitalización después de ajuste <i>Market Capitalisation after adjustment</i>	"J" de ajuste <i>"J" (Mkt. K2 - K1)</i>	Divisor IBEX GROWTH 15 <i>IBEX GROWTH 15 Divisor</i>
2.503,1	2.503,1	849.326.417,4150	768.084.974,2550	-81.241.443,1600	306.859

Símbolo <i>Sym.</i>	Títulos antes de ajuste <i>Shares before adjustment</i>	Títulos después de ajuste <i>Shares after adjustment</i>	Capitalización antes de ajuste <i>Capitalisation before adjustment</i>	Capitalización después de ajuste <i>Capitalisation after adjustment</i>	Diferencia de Capitalizaciones <i>Capitalisation difference</i>
------------------------	--	---	---	--	--

Bajas en IBEX GROWTH MARKET 15

IBEX GROWTH MARKET 15 deletions

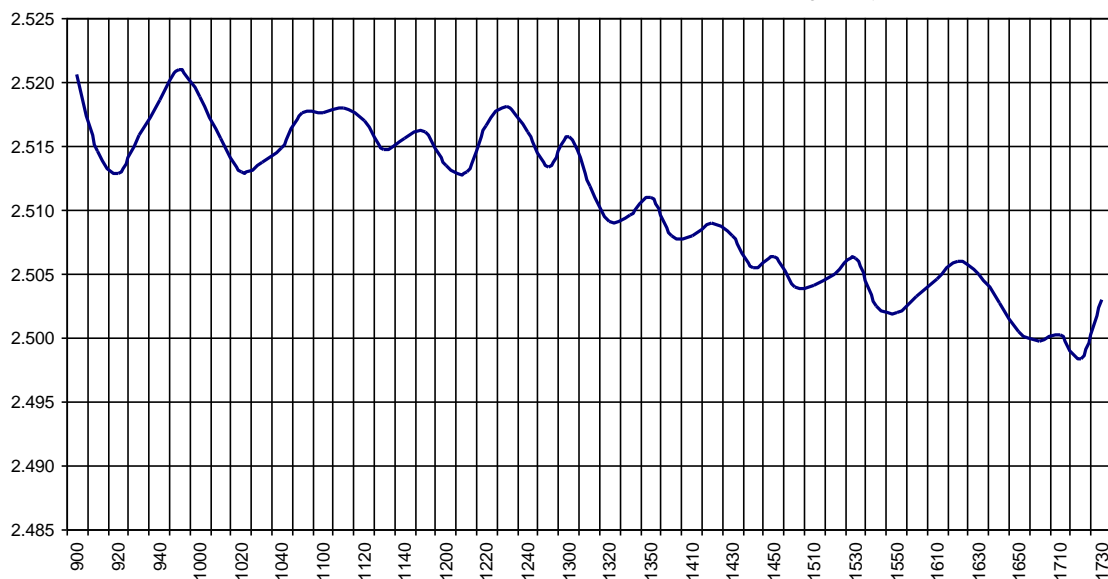
AGIL	10.523.503	0	81.241.443,1600	0,0000	-81.241.443,1600
------	------------	---	-----------------	--------	------------------

Altas en IBEX GROWTH MARKET 15

IBEX GROWTH MARKET 15 additions

IBEX Growth Market 15			Hora			
			Time			
Anterior	Previous	2.514,0	Máximo	Max	2.525,8	09:53:21
Inicial	Open	2.523,6	Mínimo	Min	2.495,2	17:23:40
Cierre	Close	2.503,1	Variación	Change	-10,9	
Medio	Mid	2.512,7	%Variación	%change	-0,43%	

Valor medio del índice IBEX Growth Market 15 cada 10' (Index Average every 10')

**Hechos Relevantes Públicos que afectan al IBEX GROWTH MARKET 15****Hechos Relevantes que afectan al cálculo del índice IBEX Growth Market 15**

04/05/2021 AGIL AGILE CONTEN AJUSTE POR EXCLUSIÓN VALOR POR SUSPENSIÓN COTIZACIÓN

Relevant Facts related to IBEX GROWTH MARKET 15 index**Relevant Facts related to IBEX Growth Market 15 index calculation**

04/05/2021 AGIL AGILE CONTEN ADJUSTMENT FOR EXCLUSION BY TRADING SUSPENSION