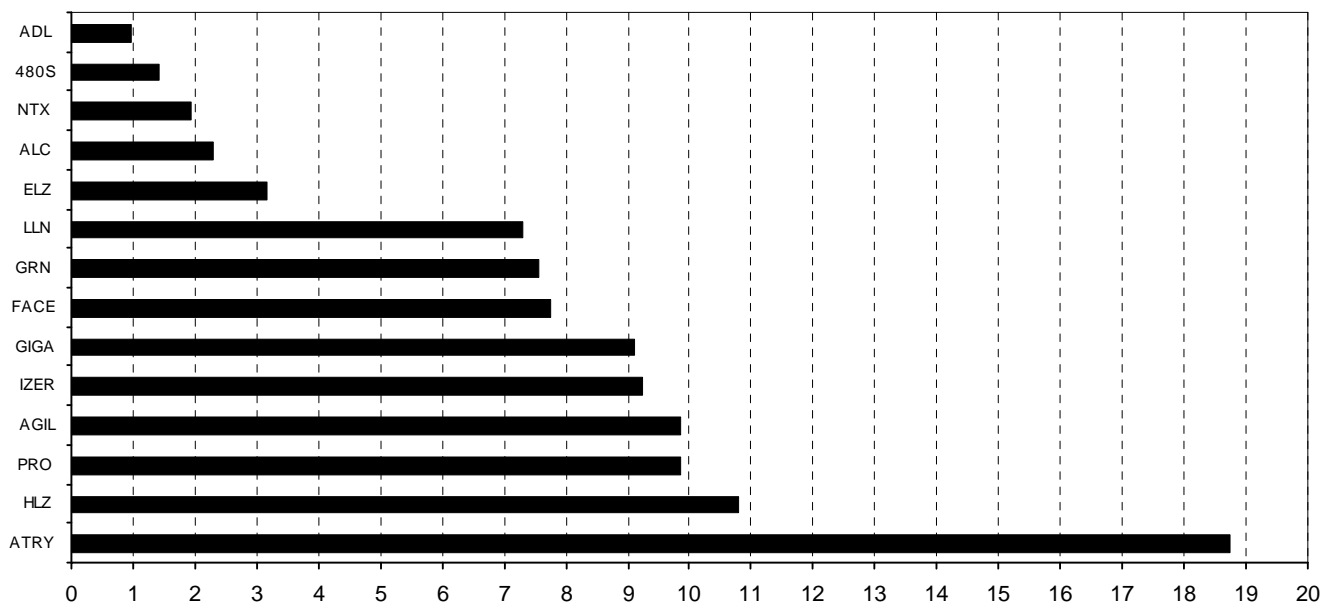


Composición del índice IBEX GROWTH MARKET 15 al cierre de: 17/06/2021 antes de ajuste
Index constituents of IBEX GROWTH MARKET 15 at the closing of: 17/06/2021 before adjustment

Cód. Sym.	Valor Company	Ajuste Free-Float Free-Float Adjust.	# Acciones # Shares	Cierre € Closing €	Capitalización € Capitalisation €	% Ponderación % Weighting
ATRY	ATRY S	70%	16.157.378	9,3000	150.263.615,4000	18,74
HLZ	HOLALUZ	30%	6.173.845	14,0000	86.433.830,0000	10,78
PRO	PROEDUCA	10%	4.517.897	17,5000	79.063.197,5000	9,86
AGIL	AGILE CONTEN	50%	10.523.503	7,5000	78.926.272,5000	9,84
IZER	IZERTIS	40%	9.047.892	8,2000	74.192.714,4000	9,25
GIGA	GIGAS HOSTIN	100%	7.719.365	9,4800	73.179.580,2000	9,13
FACE	FACEPHI BIO	80%	11.732.780	5,3000	62.183.734,0000	7,76
GRN	GREENALIA	20%	4.246.694	14,2500	60.515.389,5000	7,55
LLN	LLEIDANETWOR	60%	9.629.966	6,0700	58.453.893,6200	7,29
ELZ	ELZINC	40%	10.284.133	2,4800	25.504.649,8400	3,18
ALC	ALTIA CONSUL	10%	687.819	26,6000	18.295.985,4000	2,28
NTX	NETEX	40%	3.546.244	4,4000	15.603.473,6000	1,95
480S	CUATROOCHENT	30%	667.372	17,2000	11.478.798,4000	1,43
ADL	ADL BIONATUR	30%	11.977.434	0,6400	7.665.557,7600	0,96
			106.912.322			100,00

IBEX GROWTH MARKET 15 de cierre: 2.485,7 Capitalización total: 801.760.692,1200 €

% Ponderación IBEX GROWTH MARKET 15



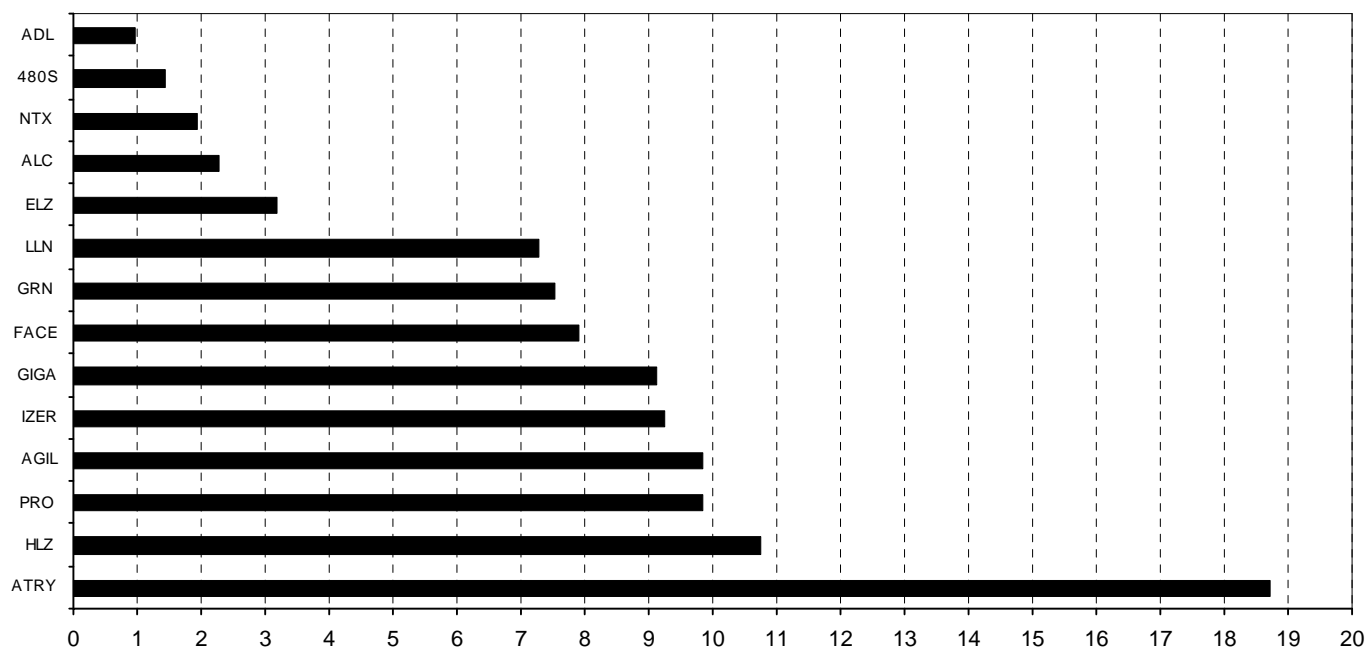
Composición del índice IBEX GROWTH MARKET 15 al cierre de: 17/06/2021 después de ajuste

Index constituents of IBEX GROWTH MARKET 15 at the closing of: 17/06/2021 after adjustment

Cód. Sym.	Valor Company	Ajuste Free-Float Free-Float Adjust.	# Acciones # Shares	Cierre € Closing €	Capitalización € Capitalisation €	% Ponderación % Weighting
ATRY	ATRY S	70%	16.157.378	9,3000	150.263.615,4000	18,71
HLZ	HOLALUZ	30%	6.173.845	14,0000	86.433.830,0000	10,76
PRO	PROEDUCA	10%	4.517.897	17,5000	79.063.197,5000	9,85
AGIL	AGILE CONTEN	50%	10.523.503	7,5000	78.926.272,5000	9,83
IZER	IZERTIS	40%	9.047.892	8,2000	74.192.714,4000	9,24
GIGA	GIGAS HOSTIN	100%	7.719.365	9,4800	73.179.580,2000	9,11
FACE	FACEPHI BIO	80%	11.957.581	5,3000	63.375.179,3000	7,89
GRN	GREENALIA	20%	4.246.694	14,2500	60.515.389,5000	7,54
LLN	LLEIDANETWOR	60%	9.629.966	6,0700	58.453.893,6200	7,28
ELZ	ELZINC	40%	10.284.133	2,4800	25.504.649,8400	3,18
ALC	ALTIA CONSUL	10%	687.819	26,6000	18.295.985,4000	2,28
NTX	NETEX	40%	3.546.244	4,4000	15.603.473,6000	1,94
480S	CUATROOCHENT	30%	667.372	17,2000	11.478.798,4000	1,43
ADL	ADL BIONATUR	30%	12.122.595	0,6400	7.758.460,8000	0,97
107.282.284						100,00

IBEX GROWTH MARKET 15 de cierre: **2.485,7** Capitalización total: **803.045.040,4600 €**

% Ponderación IBEX GROWTH MARKET 15



Informe de ajuste IBEX GROWTH MARKET 15

IBEX GROWTH MARKET 15 adjustment report

17/06/2021 18:20:09

Indice antes de ajuste <i>Index before adjustment</i>	Indice después de ajuste <i>Index after adjustment</i>	Capitalización antes de ajuste <i>Market Capitalisation before adjustment</i>	Capitalización después de ajuste <i>Market Capitalisation after adjustment</i>	"J" de ajuste <i>"J" (Mkt. K2 - K1)</i>	Divisor IBEX GROWTH 15 <i>IBEX GROWTH 15 Divisor</i>
2.485,7	2.485,7	801.760.692,1200	803.045.040,4600	1.284.348,3400	323.069

Símbolo <i>Sym.</i>	Títulos antes de ajuste <i>Shares before adjustment</i>	Títulos después de ajuste <i>Shares after adjustment</i>	Capitalización antes de ajuste <i>Capitalisation before adjustment</i>	Capitalización después de ajuste <i>Capitalisation after adjustment</i>	Diferencia de Capitalizaciones <i>Capitalisation difference</i>
ADL	11.977.434	12.122.595	7.665.557,7600	7.758.460,8000	92.903,0400
FACE	11.732.780	11.957.581	62.183.734,0000	63.375.179,3000	1.191.445,3000

Bajas en IBEX GROWTH MARKET 15

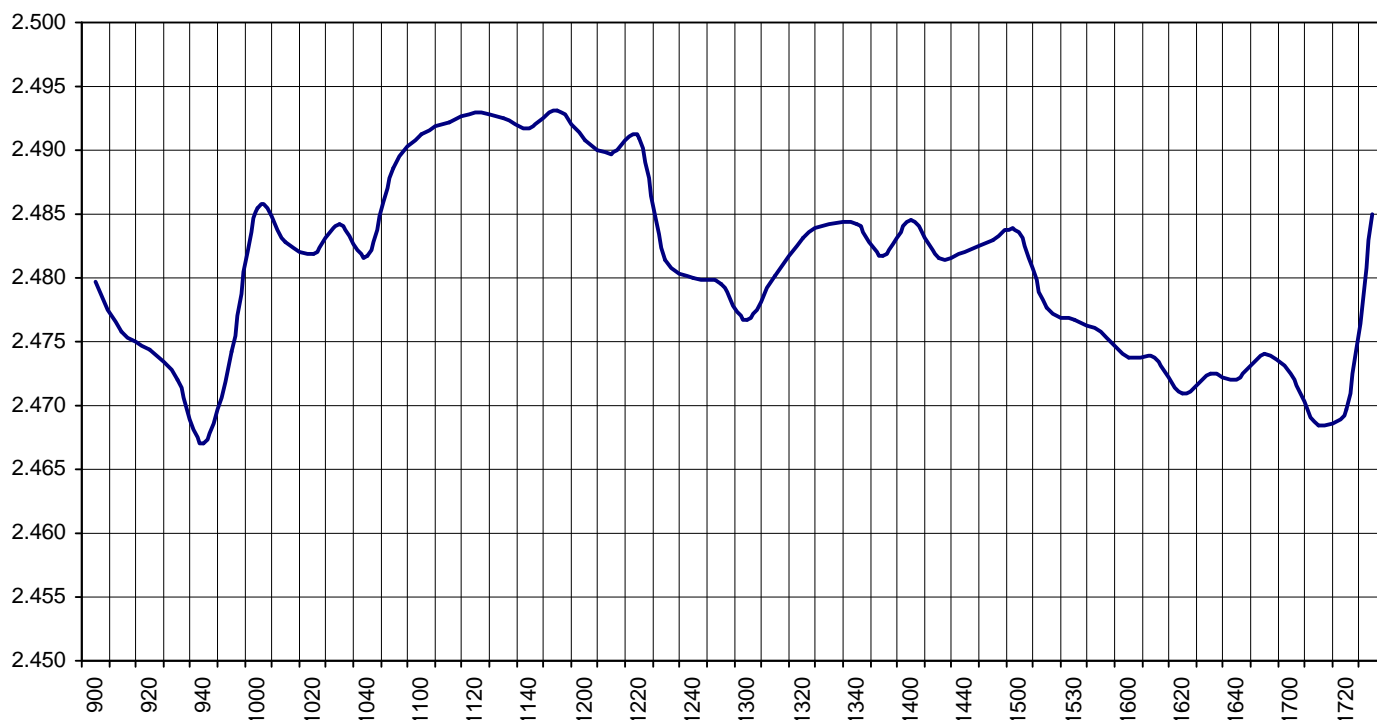
IBEX GROWTH MARKET 15 deletions

Altas en IBEX GROWTH MARKET 15

IBEX GROWTH MARKET 15 additions

IBEX Growth Market 15			Hora			
			Time			
Anterior	Previous	2.485,4	Máximo	Max	2.494,9	11:57:24
Inicial	Open	2.479,8	Mínimo	Min	2.462,8	17:16:59
Cierre	Close	2.485,7	Variación	Change	+0,3	
Medio	Mid	2.481,8	%Variación	%change	0,01%	

Valor medio del índice IBEX Growth Market 15 cada 10' (Index Average every 10')



Hechos Relevantes Públicos que afectan al IBEX GROWTH MARKET 15

Hechos Relevantes que afectan al cálculo del índice IBEX Growth Market 15

18/06/2021	ADL	ADL BIONATUR	AJUSTE POR INTEGRACIÓN DE 145.161 ACCS.
18/06/2021	FACE	FACEPHI BIO	AJUSTE POR INTEGRACIÓN DE 224.801 ACCS.

Relevant Facts related to IBEX GROWTH MARKET 15 index

Relevant Facts related to IBEX Growth Market 15 index calculation

18/06/2021	ADL	ADL BIONATUR	ADJUSTMENT FOR INTEGRATION OF 145,161 SHARES
18/06/2021	FACE	FACEPHI BIO	ADJUSTMENT FOR INTEGRATION OF 224,801 SHARES