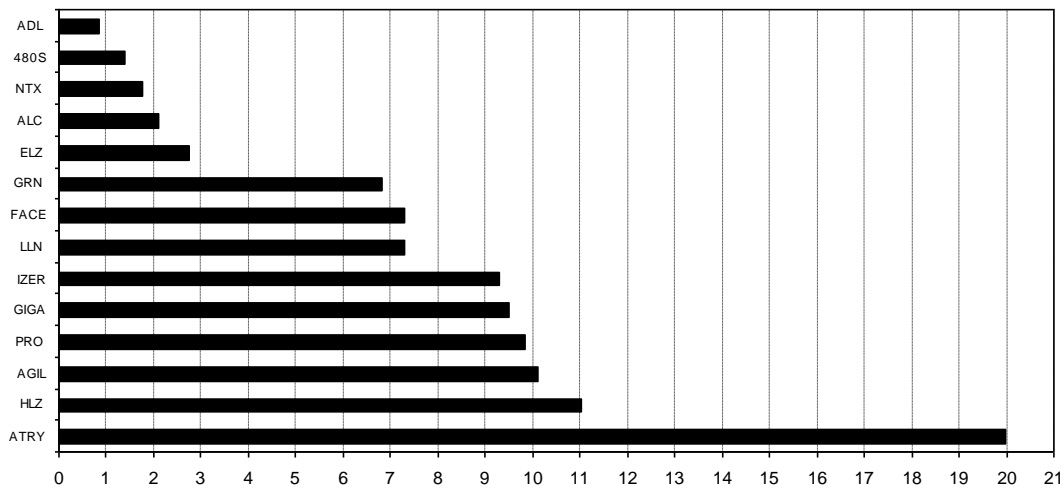


Composición del índice IBEX GROWTH MARKET 15 al cierre de: 19/07/2021 antes de ajuste
Index constituents of IBEX GROWTH MARKET 15 at the closing of: 19/07/2021 before adjustment

Cód. Valor	Ajuste Free-Float	# Acciones	Cierre €	Capitalización €	% Ponderación
Sym. Company	Free-Float Adjust.	# Shares	Closing €	Capitalisation €	% Weighting
ATRY ATRYS	70%	16.157.378	9,6600	156.080.271,4800	19,98
HLZ HOLALUZ	30%	6.173.845	13,9500	86.125.137,7500	11,02
AGIL AGILE CONTEN	50%	10.523.503	7,5000	78.926.272,5000	10,10
PRO PROEDUCA	10%	4.517.897	17,0000	76.804.249,0000	9,83
GIGA GIGAS HOSTIN	100%	7.719.365	9,6000	74.105.904,0000	9,48
IZER IZERTIS	40%	9.047.892	8,0400	72.745.051,6800	9,31
LLN LLEIDANETWOR	60%	9.629.966	5,9200	57.009.398,7200	7,30
FACE FACEPHI BIO	80%	11.957.581	4,7650	56.977.873,4650	7,29
GRN GREENALIA	20%	4.246.694	12,5500	53.296.009,7000	6,82
ELZ ELZINC	40%	10.284.133	2,0900	21.493.837,9700	2,75
ALC ALTIA CONSUL	10%	687.819	23,8000	16.370.092,2000	2,10
NTX NETEX	40%	3.546.244	3,9000	13.830.351,6000	1,77
480S CUATROOCHENT	30%	667.372	16,4000	10.944.900,8000	1,40
ADL ADL BIONATUR	30%	12.122.595	0,5500	6.667.427,2500	0,85
		107.282.284			100,00

IBEX GROWTH MARKET 15 de cierre: 2.418,6 Capitalización total: 781.376.778,1150 €

% Ponderación IBEX GROWTH MARKET 15



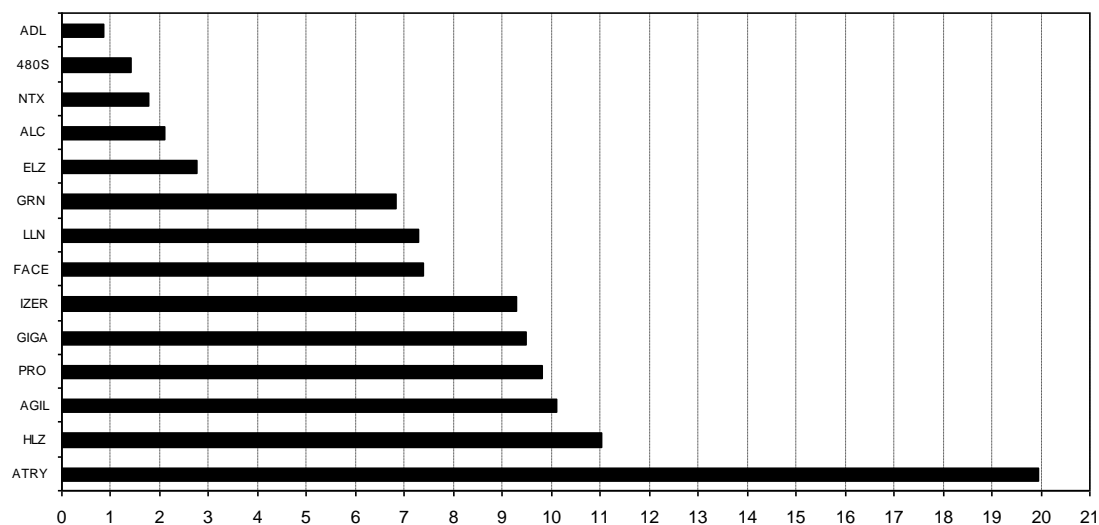
Composición del índice IBEX GROWTH MARKET 15 al cierre de: 19/07/2021 después de ajuste

Index constituents of IBEX GROWTH MARKET 15 at the closing of: 19/07/2021 after adjustment

Cód. Sym.	Valor Company	Ajuste Free-Float Free-Float Adjust.	# Acciones # Shares	Cierre € Closing €	Capitalización € Capitalisation €	% Ponderación % Weighting
ATRY	ATRY S	70%	16.157.378	9,6600	156.080.271,4800	19,96
HLZ	HOLALUZ	30%	6.173.845	13,9500	86.125.137,7500	11,01
AGIL	AGILE CONTEN	50%	10.523.503	7,5000	78.926.272,5000	10,09
PRO	PROEDUCA	10%	4.517.897	17,0000	76.804.249,0000	9,82
GIGA	GIGAS HOSTIN	100%	7.719.365	9,6000	74.105.904,0000	9,48
IZER	IZERTIS	40%	9.047.892	8,0400	72.745.051,6800	9,30
FACE	FACEPHI BIO	80%	12.107.458	4,7650	57.692.037,3700	7,38
LLN	LLEIDANETWOR	60%	9.629.966	5,9200	57.009.398,7200	7,29
GRN	GREENALIA	20%	4.246.694	12,5500	53.296.009,7000	6,81
ELZ	ELZINC	40%	10.284.133	2,0900	21.493.837,9700	2,75
ALC	ALTIA CONSUL	10%	687.819	23,8000	16.370.092,2000	2,09
NTX	NETEX	40%	3.546.244	3,9000	13.830.351,6000	1,77
480S	CUATROOCHENT	30%	667.372	16,4000	10.944.900,8000	1,40
ADL	ADL BIONATUR	30%	12.122.595	0,5500	6.667.427,2500	0,85
107.432.161						100,00

IBEX GROWTH MARKET 15 de cierre: 2.418,6 Capitalización total: 782.090.942,0200 €

% Ponderación IBEX GROWTH MARKET 15



Informe de ajuste IBEX GROWTH MARKET 15

IBEX GROWTH MARKET 15 adjustment report

19/07/2021 18:16:03

Indice antes de ajuste <i>Index before adjustment</i>	Indice después de ajuste <i>Index after adjustment</i>	Capitalización antes de ajuste <i>Market Capitalisation before adjustment</i>	Capitalización después de ajuste <i>Market Capitalisation after adjustment</i>	"J" de ajuste <i>"J" (Mkt. K2 - K1)</i>	Divisor IBEX GROWTH 15 <i>IBEX GROWTH 15 Divisor</i>
2.418,6	2.418,6	781.376.778,1150	782.090.942,0200	714.163,9050	323.365

Símbolo <i>Sym.</i>	Títulos antes de ajuste <i>Shares before adjustment</i>	Títulos después de ajuste <i>Shares after adjustment</i>	Capitalización antes de ajuste <i>Capitalisation before adjustment</i>	Capitalización después de ajuste <i>Capitalisation after adjustment</i>	Diferencia de Capitalizaciones <i>Capitalisation difference</i>
FACE	11.957.581	12.107.458	56.977.873,4650	57.692.037,3700	714.163,9050

Bajas en IBEX GROWTH MARKET 15

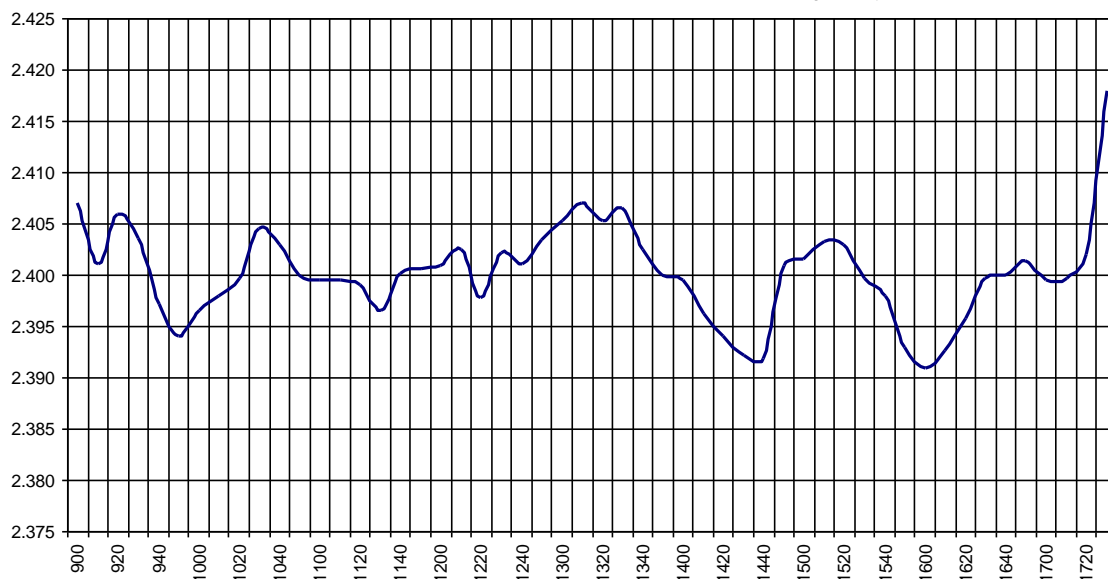
IBEX GROWTH MARKET 15 deletions

Altas en IBEX GROWTH MARKET 15

IBEX GROWTH MARKET 15 additions

IBEX Growth Market 15			Hora			
			Time			
Anterior	Previous	2.428,3	Máximo	Max	2.427,3	09:01:35
Inicial	Open	2.417,8	Mínimo	Min	2.388,8	14:49:00
Cierre	Close	2.418,6	Variación	Change	-9,7	
Medio	Mid	2.400,7	%Variación	%change	-0,40%	

Valor medio del índice IBEX Growth Market 15 cada 10' (Index Average every 10')



Hechos Relevantes Públicos que afectan al IBEX GROWTH MARKET 15

Hechos Relevantes que afectan al cálculo del índice IBEX Growth Market 15

20/07/2021 FACE FACEPHI BIO AJUSTE POR INTEGRACIÓN DE 149.877 ACCS.

Relevant Facts related to IBEX GROWTH MARKET 15 index

Relevant Facts related to IBEX Growth Market 15 index calculation

20/07/2021 FACE FACEPHI BIO ADJUSTMENT FOR INTEGRATION OF 149,877 SHARES