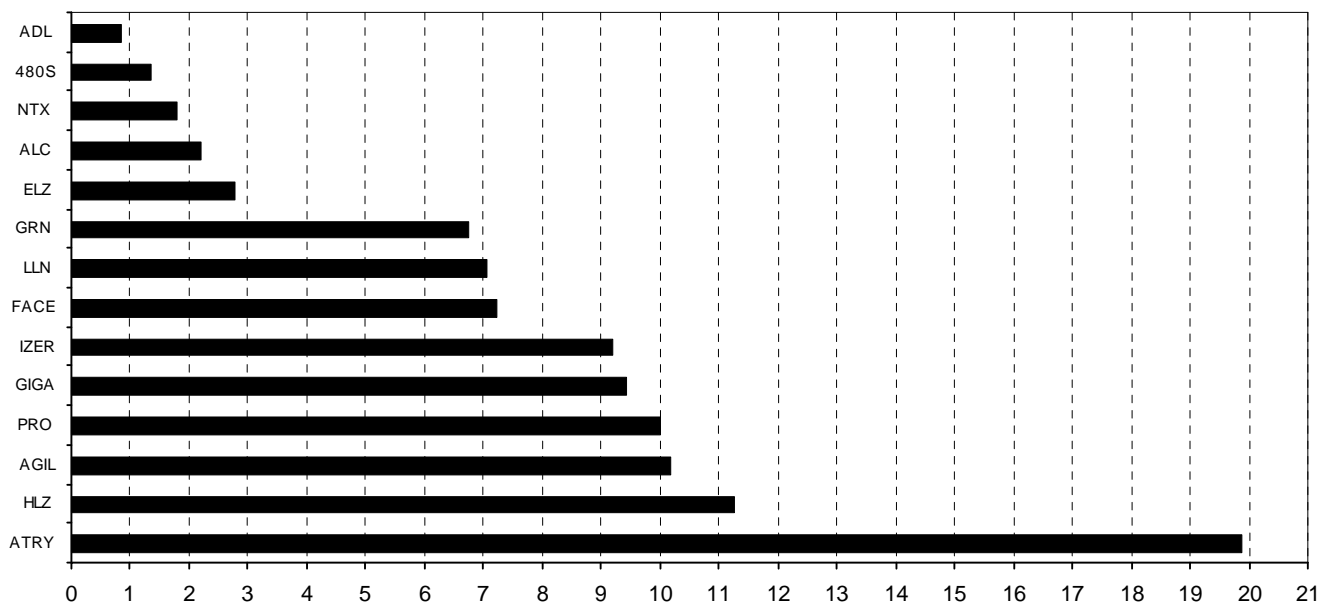


Composición del índice IBEX GROWTH MARKET 15 al cierre de: 20/07/2021 antes de ajuste
Index constituents of IBEX GROWTH MARKET 15 at the closing of: 20/07/2021 before adjustment

Cód. Sym.	Valor Company	Ajuste Free-Float Free-Float Adjust.	# Acciones # Shares	Cierre € Closing €	Capitalización € Capitalisation €	% Ponderación % Weighting
ATRY	ATRYS	70%	16.157.378	9,5600	154.464.533,6800	19,89
HLZ	HOLALUZ	30%	6.173.845	14,1500	87.359.906,7500	11,25
AGIL	AGILE CONTEN	50%	10.523.503	7,5000	78.926.272,5000	10,16
PRO	PROEDUCA	10%	4.517.897	17,2000	77.707.828,4000	10,01
GIGA	GIGAS HOSTIN	100%	7.719.365	9,5000	73.333.967,5000	9,44
IZER	IZERTIS	40%	9.047.892	7,9000	71.478.346,8000	9,21
FACE	FACEPHI BIO	80%	12.107.458	4,6300	56.057.530,5400	7,22
LLN	LLEIDANETWOR	60%	9.629.966	5,7000	54.890.806,2000	7,07
GRN	GREENALIA	20%	4.246.694	12,3500	52.446.670,9000	6,75
ELZ	ELZINC	40%	10.284.133	2,0900	21.493.837,9700	2,77
ALC	ALTIA CONSUL	10%	687.819	25,0000	17.195.475,0000	2,21
NTX	NETEX	40%	3.546.244	3,9400	13.972.201,3600	1,80
480S	CUATROOCHENT	30%	667.372	15,9000	10.611.214,8000	1,37
ADL	ADL BIONATUR	30%	12.122.595	0,5400	6.546.201,3000	0,84
			107.432.161			100,00

IBEX GROWTH MARKET 15 de cierre: 2.401,3 Capitalización total: 776.484.793,7000 €

% Ponderación IBEX GROWTH MARKET 15



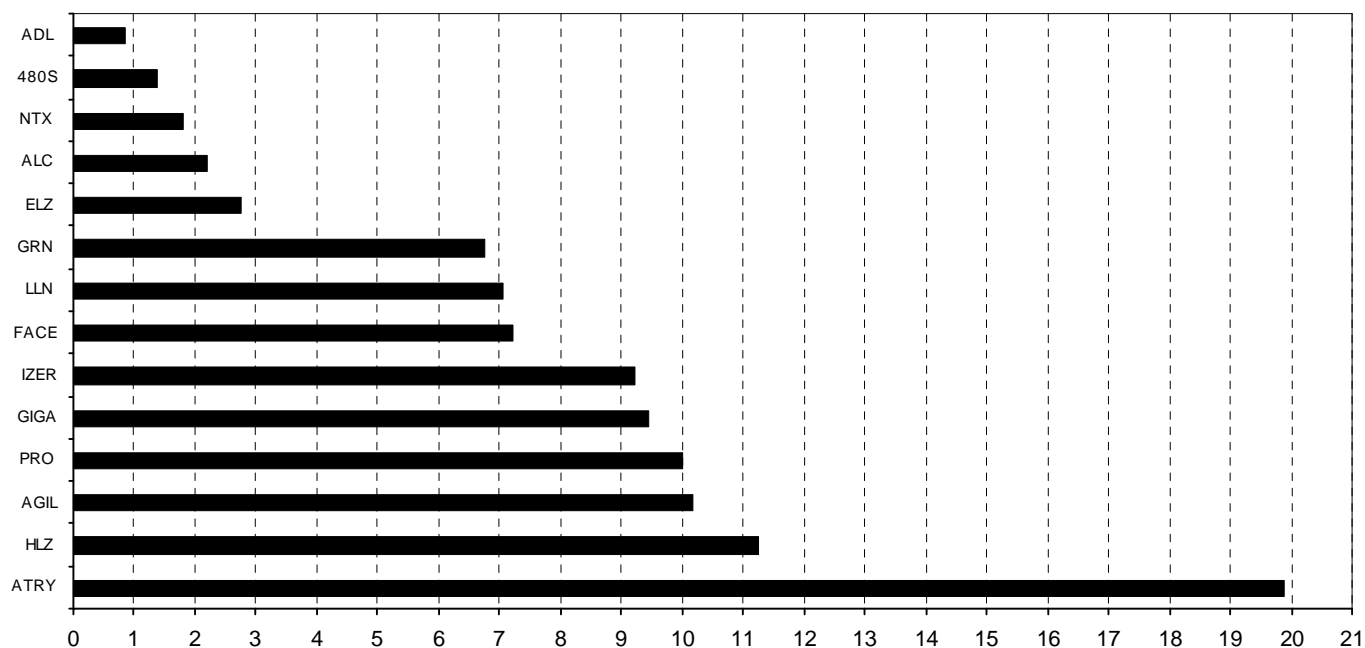
Composición del índice IBEX GROWTH MARKET 15 al cierre de: 20/07/2021 después de ajuste

Index constituents of IBEX GROWTH MARKET 15 at the closing of: 20/07/2021 after adjustment

Cód. Sym.	Valor Company	Ajuste Free-Float Free-Float Adjust.	# Acciones # Shares	Cierre € Closing €	Capitalización € Capitalisation €	% Ponderación % Weighting
ATRY	ATRY S	70%	16.157.378	9,5600	154.464.533,6800	19,89
HLZ	HOLALUZ	30%	6.173.845	14,1500	87.359.906,7500	11,25
AGIL	AGILE CONTEN	50%	10.523.503	7,5000	78.926.272,5000	10,16
PRO	PROEDUCA	10%	4.517.897	17,2000	77.707.828,4000	10,01
GIGA	GIGAS HOSTIN	100%	7.719.365	9,5000	73.333.967,5000	9,44
IZER	IZERTIS	40%	9.047.892	7,9000	71.478.346,8000	9,21
FACE	FACEPHI BIO	80%	12.107.458	4,6300	56.057.530,5400	7,22
LLN	LLEIDANETWOR	60%	9.629.966	5,7000	54.890.806,2000	7,07
GRN	GREENALIA	20%	4.246.694	12,3500	52.446.670,9000	6,75
ELZ	ELZINC	40%	10.284.133	2,0900	21.493.837,9700	2,77
ALC	ALTIA CONSUL	10%	687.819	25,0000	17.195.475,0000	2,21
NTX	NETEX	40%	3.546.244	3,9400	13.972.201,3600	1,80
480S	CUATROOCHENT	30%	667.372	15,9000	10.611.214,8000	1,37
ADL	ADL BIONATUR	30%	12.122.595	0,5400	6.546.201,3000	0,84
107.432.161						100,00

IBEX GROWTH MARKET 15 de cierre: 2.401,3 Capitalización total: 776.484.793,7000 €

% Ponderación IBEX GROWTH MARKET 15



Informe de ajuste IBEX GROWTH MARKET 15

IBEX GROWTH MARKET 15 adjustment report

20/07/2021 18:15:36

Indice antes de ajuste <i>Index before adjustment</i>	Indice después de ajuste <i>Index after adjustment</i>	Capitalización antes de ajuste <i>Market Capitalisation before adjustment</i>	Capitalización después de ajuste <i>Market Capitalisation after adjustment</i>	"J" de ajuste <i>"J" (Mkt. K2 - K1)</i>	Divisor IBEX GROWTH 15 <i>IBEX GROWTH 15 Divisor</i>
2.401,3	2.401,3	776.484.793,7000	776.484.793,7000	0,0000	323.365

Símbolo	Títulos antes de ajuste <i>Shares before adjustment</i>	Títulos después de ajuste <i>Shares after adjustment</i>	Capitalización antes de ajuste <i>Capitalisation before adjustment</i>	Capitalización después de ajuste <i>Capitalisation after adjustment</i>	Diferencia de Capitalizaciones <i>Capitalisation difference</i>
Sym.					

Bajas en IBEX GROWTH MARKET 15

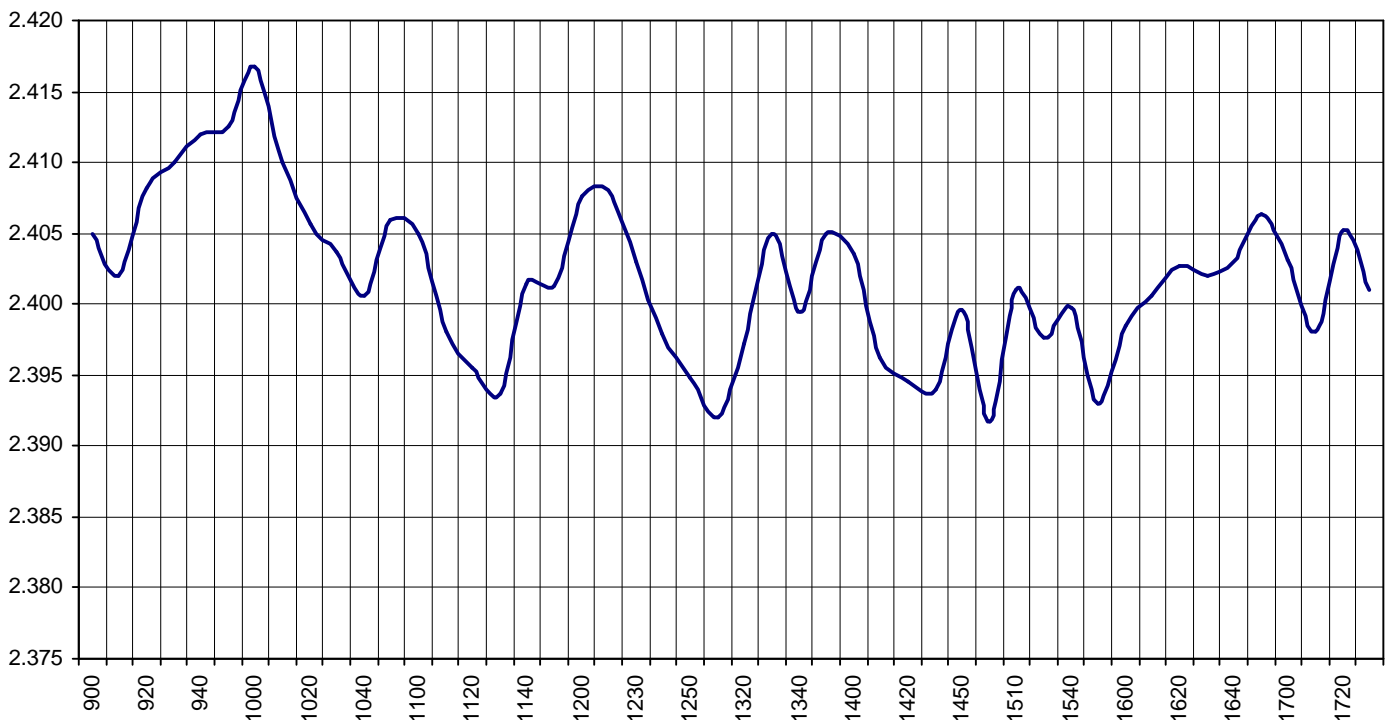
IBEX GROWTH MARKET 15 deletions

Altas en IBEX GROWTH MARKET 15

IBEX GROWTH MARKET 15 additions

IBEX Growth Market 15			Hora			
			Time			
Anterior	Previous	2.418,6	Máximo	Max	2.421,8	10:05:15
Inicial	Open	2.405,3	Mínimo	Min	2.387,2	15:54:22
Cierre	Close	2.401,3	Variación	Change	-17,3	
Medio	Mid	2.401,7	%Variación	%change	-0,72%	

Valor medio del índice IBEX Growth Market 15 cada 10' (Index Average every 10')



Hechos Relevantes Públicos que afectan al IBEX GROWTH MARKET 15

Relevant Facts related to IBEX GROWTH MARKET 15 index