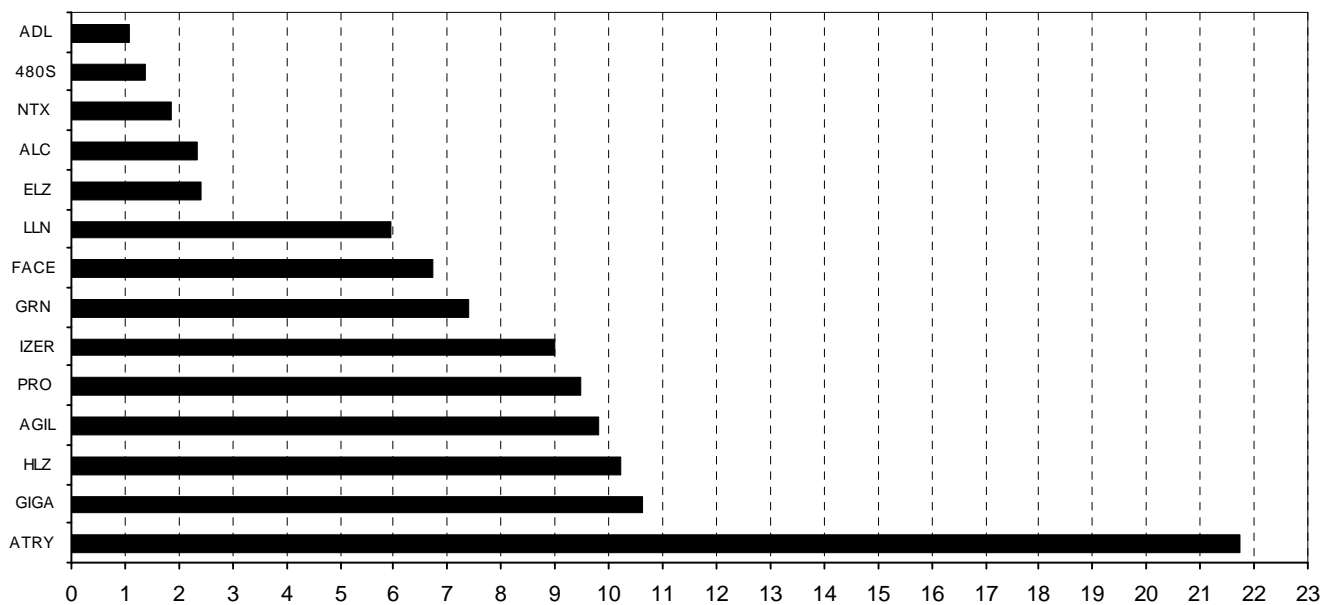


Composición del índice IBEX GROWTH MARKET 15 al cierre de: 17/09/2021 antes de ajuste
Index constituents of IBEX GROWTH MARKET 15 at the closing of: 17/09/2021 before adjustment

Cód. Sym.	Valor Company	Ajuste Free-Float Free-Float Adjust.	# Acciones # Shares	Cierre € Closing €	Capitalización € Capitalisation €	% Ponderación % Weighting
ATRY	ATRY	70%	16.157.378	10,8000	174.499.682,4000	21,73
GIGA	GIGAS HOSTIN	100%	7.719.365	11,0500	85.298.983,2500	10,62
HLZ	HOLALUZ	30%	6.173.845	13,3000	82.112.138,5000	10,23
AGIL	AGILE CONTEN	50%	10.523.503	7,4800	78.715.802,4400	9,80
PRO	PROEDUCA	10%	4.517.897	16,8500	76.126.564,4500	9,48
IZER	IZERTIS	40%	9.316.444	7,7400	72.109.276,5600	8,98
GRN	GREENALIA	20%	4.246.694	14,0000	59.453.716,0000	7,41
FACE	FACEPHI BIO	80%	12.107.458	4,4700	54.120.337,2600	6,74
LLN	LLEIDANETWOR	60%	9.629.966	4,9700	47.860.931,0200	5,96
ELZ	ELZINC	40%	10.284.133	1,8800	19.334.170,0400	2,41
ALC	ALTIA CONSUL	10%	687.819	27,2000	18.708.676,8000	2,33
NTX	NETEX	40%	3.546.244	4,1800	14.823.299,9200	1,85
480S	CUATROOCHENT	30%	667.372	16,7000	11.145.112,4000	1,39
ADL	ADL BIONATUR	30%	12.555.281	0,6820	8.562.701,6420	1,07
			108.133.399			100,00

IBEX GROWTH MARKET 15 de cierre: 2.475,9 Capitalización total: 802.871.392,6820 €

% Ponderación IBEX GROWTH MARKET 15



Composición del índice IBEX GROWTH MARKET 15 al cierre de: 17/09/2021 después de ajuste

Index constituents of IBEX GROWTH MARKET 15 at the closing of: 17/09/2021 after adjustment

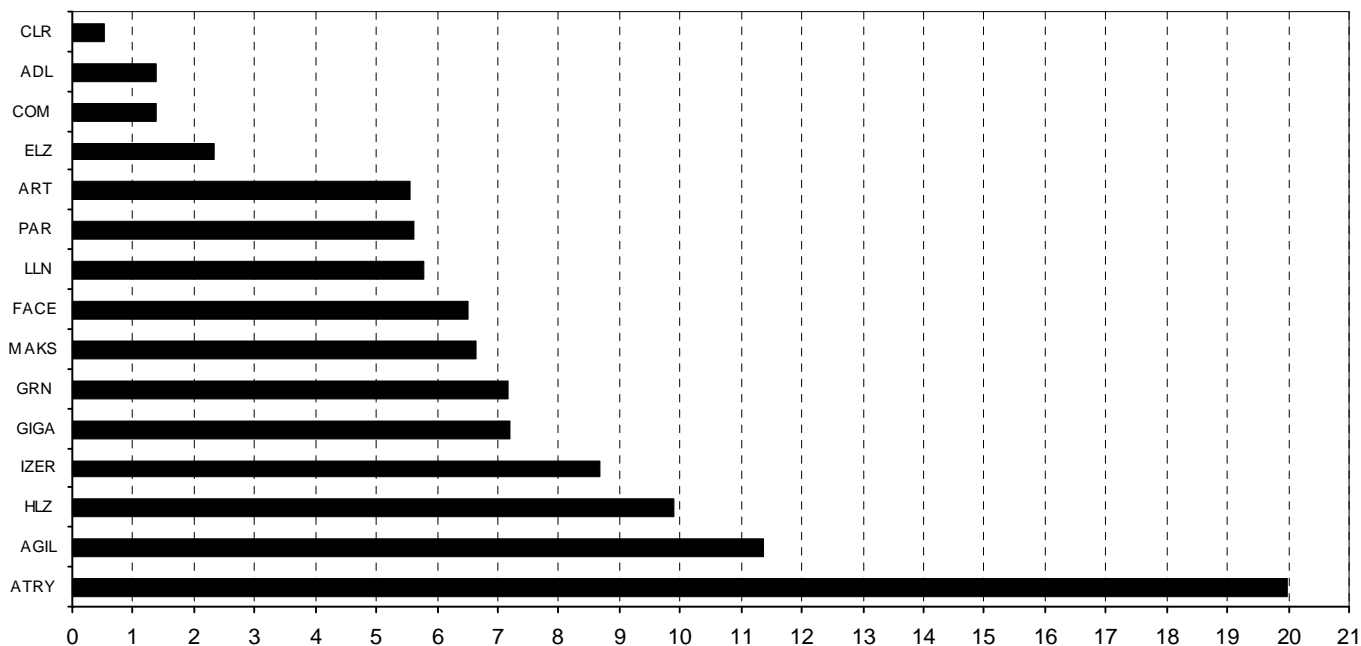
Cód. Sym.	Valor Company	Ajuste Free-Float Free-Float Adjust.	# Acciones # Shares	Cierre € Closing €	Capitalización € Capitalisation €	% Ponderación % Weighting
ATRY	ATRY S	90%	15.348.334	10,8000	165.762.007,2000	19,98
AGIL	AGILE CONTEN	60%	12.628.204	7,4800	94.458.965,9200	11,38
HLZ	HOLALUZ	30%	6.173.845	13,3000	82.112.138,5000	9,90
IZER	IZERTIS	40%	9.316.444	7,7400	72.109.276,5600	8,69
GIGA	GIGAS HOSTIN	70%	5.403.556	11,0500	59.709.293,8000	7,20
GRN	GREENALIA	20%	4.246.694	14,0000	59.453.716,0000	7,16
MAKS	MAKING SCIEN	30%	2.118.690	26,0000	55.085.940,0000	6,64
FACE	FACEPHI BIO	80%	12.107.458	4,4700	54.120.337,2600	6,52
LLN	LLEIDANETWOR	60%	9.629.966	4,9700	47.860.931,0200	5,77
PAR	PARLEM	60%	9.653.474	4,8200	46.529.744,6800	5,61
ART	ARTECHE	20%	11.418.803	4,0400	46.131.964,1200	5,56
ELZ	ELZINC	40%	10.284.133	1,8800	19.334.170,0400	2,33
COM	CATENON	60%	11.240.309	1,0200	11.465.115,1800	1,38
ADL	ADL BIONATUR	40%	16.740.375	0,6820	11.416.935,7500	1,38
CLR	CLERHP ESTR.	30%	3.023.030	1,4100	4.262.472,3000	0,51

139.333.315

100,00

IBEX GROWTH MARKET 15 de cierre: 2.475,9 Capitalización total: 829.813.008,3300 €

% Ponderación IBEX GROWTH MARKET 15



Informe de ajuste IBEX GROWTH MARKET 15

IBEX GROWTH MARKET 15 adjustment report

17/09/2021 18:32:31

Indice antes de ajuste <i>Index before adjustment</i>	Indice después de ajuste <i>Index after adjustment</i>	Capitalización antes de ajuste <i>Market Capitalisation before adjustment</i>	Capitalización después de ajuste <i>Market Capitalisation after adjustment</i>	"J" de ajuste <i>"J" (Mkt. K2 - K1)</i>	Divisor IBEX GROWTH 15 <i>IBEX GROWTH 15 Divisor</i>
2.475,9	2.475,9	802.871.392,6820	829.813.008,3300	26.941.615,6480	335.152

Símbolo <i>Sym.</i>	Títulos antes de ajuste <i>Shares before adjustment</i>	Títulos después de ajuste <i>Shares after adjustment</i>	Capitalización antes de ajuste <i>Capitalisation before adjustment</i>	Capitalización después de ajuste <i>Capitalisation after adjustment</i>	Diferencia de Capitalizaciones <i>Capitalisation difference</i>
ADL	12.555.281	16.740.375	8.562.701,6420	11.416.935,7500	2.854.234,1080
AGIL	10.523.503	12.628.204	78.715.802,4400	94.458.965,9200	15.743.163,4800
ATRY	16.157.378	15.348.334	174.499.682,4000	165.762.007,2000	-8.737.675,2000
GIGA	7.719.365	5.403.556	85.298.983,2500	59.709.293,8000	-25.589.689,4500

Bajas en IBEX GROWTH MARKET 15

IBEX GROWTH MARKET 15 deletions

480S	667.372	0	11.145.112,4000	0,0000	-11.145.112,4000
ALC	687.819	0	18.708.676,8000	0,0000	-18.708.676,8000
NTX	3.546.244	0	14.823.299,9200	0,0000	-14.823.299,9200
PRO	4.517.897	0	76.126.564,4500	0,0000	-76.126.564,4500

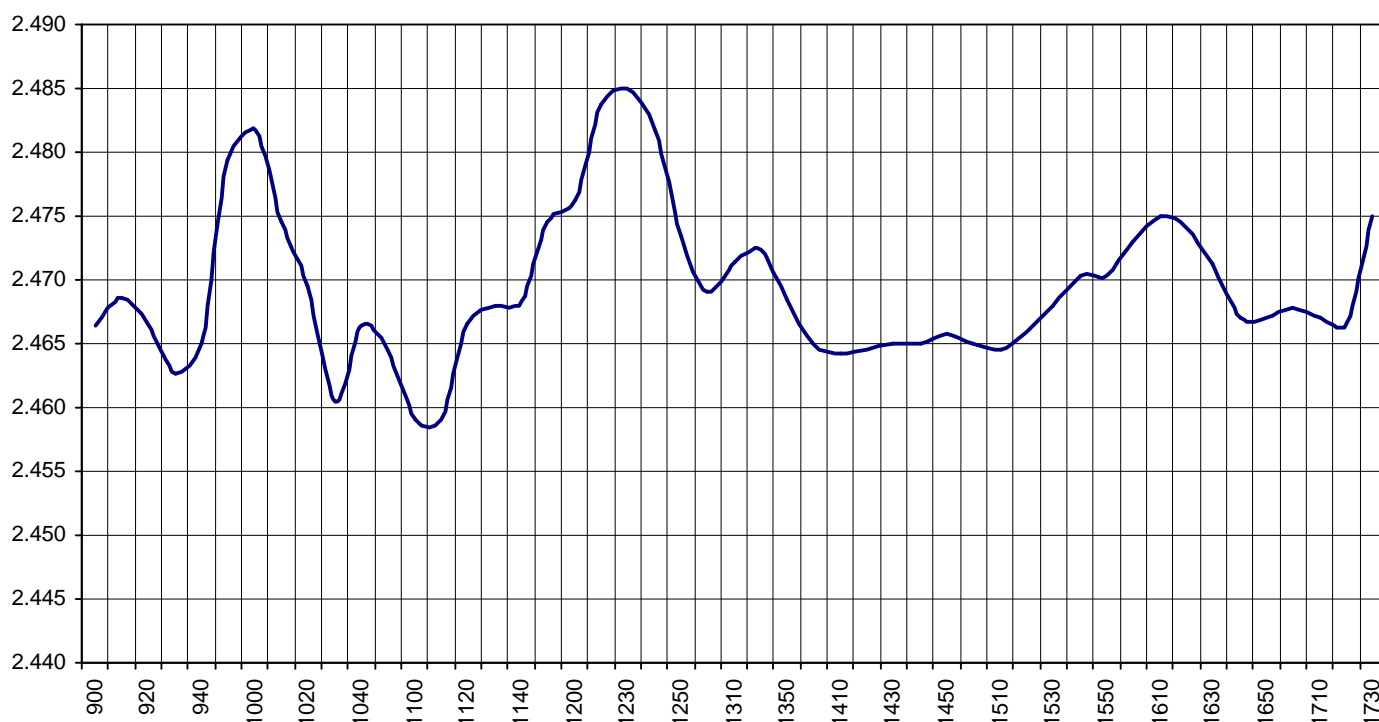
Altas en IBEX GROWTH MARKET 15

IBEX GROWTH MARKET 15 additions

ART	0	11.418.803	0,0000	46.131.964,1200	46.131.964,1200
CLR	0	3.023.030	0,0000	4.262.472,3000	4.262.472,3000
COM	0	11.240.309	0,0000	11.465.115,1800	11.465.115,1800
MAKS	0	2.118.690	0,0000	55.085.940,0000	55.085.940,0000
PAR	0	9.653.474	0,0000	46.529.744,6800	46.529.744,6800

IBEX Growth Market 15			Hora			
			Time			
Anterior	Previous	2.451,9	Máximo	Max	2.488,3	12:23:30
Inicial	Open	2.468,6	Mínimo	Min	2.456,9	09:31:58
Cierre	Close	2.475,9	Variación	Change	+24	
Medio	Mid	2.469,8	%Variación	%change	0,98%	

Valor medio del índice IBEX Growth Market 15 cada 10' (Index Average every 10')



Hechos Relevantes Públicos que afectan al IBEX GROWTH MARKET 15

Hechos Relevantes que afectan al cálculo del índice IBEX Growth Market 15

20/09/2021	ADL	ADL BIONATUR	AJUSTE IBEX GROWTH MARKET® 15 (CAMBIO FF): +4.185.094 ACCS.
20/09/2021	AGIL	AGILE CONTEN	AJUSTE IBEX GROWTH MARKET® 15 (CAMBIO FF): +2.104.701 ACCS.
20/09/2021	ALC	ALTIA CONSUL	AJUSTE REV. IBEX GROWTH MARKET® 15 (EXCLUSIÓN)
20/09/2021	ART	ARTECHE	AJUSTE REV. IBEX GROWTH MARKET® 15 (INCLUSIÓN): +11.418.803 ACCS.
20/09/2021	ATRY	ATRY S	AJUSTE REV. IBEX GROWTH MARKET® 15 RECAP 20%: -809.044 ACCS.
20/09/2021	COM	CATENON	AJUSTE REV. IBEX GROWTH MARKET® 15 (INCLUSIÓN): +11.240.309 ACCS.
20/09/2021	CLR	CLERHP ESTR.	AJUSTE REV. IBEX GROWTH MARKET® 15 (INCLUSIÓN): +3.023.030 ACCS.
20/09/2021	480S	CUATROOCHENT	AJUSTE REV. IBEX GROWTH MARKET® 15 (EXCLUSIÓN)
20/09/2021	GIGA	GIGAS HOSTIN	AJUSTE IBEX GROWTH MARKET® 15 (CAMBIO FF): -2.315.809 ACCS.
20/09/2021	MAKS	MAKING SCIENCE	AJUSTE REV. IBEX GROWTH MARKET® 15 (INCLUSIÓN): +2.118.690 ACCS.
20/09/2021	NTX	NETEX	AJUSTE REV. IBEX GROWTH MARKET® 15 (EXCLUSIÓN)
20/09/2021	PAR	PARLEM	AJUSTE REV. IBEX GROWTH MARKET® 15 (INCLUSIÓN): +9.653.474 ACCS.
20/09/2021	PRO	PROEDUCA	AJUSTE REV. IBEX GROWTH MARKET® 15 (EXCLUSIÓN)

Relevant Facts related to IBEX GROWTH MARKET 15 index

Relevant Facts related to IBEX Growth Market 15 index calculation

20/09/2021	ADL	ADL BIONATUR	ADJUSTMENT IBEX GROWTH MARKET® 15 (FF FACTOR CHANGE): +4.185.094 SHARES
20/09/2021	AGIL	AGILE CONTEN	ADJUSTMENT IBEX GROWTH MARKET® 15 (FF FACTOR CHANGE): +2.104.701 SHARES
20/09/2021	ALC	ALTIA CONSUL	ADJUSTMENT REVIEW IBEX GROWTH MARKET® 15 (EXCLUSION)
20/09/2021	ART	ARTECHE	ADJUSTMENT REVIEW IBEX GROWTH MARKET® 15 (INCLUSION): +11.418.803 SHARES
20/09/2021	ATRY	ATRY S	ADJUSTMENT REVIEW IBEX GROWTH MARKET® 15 RECAP 20%: -809.044 SHARES
20/09/2021	COM	CATENON	ADJUSTMENT REVIEW IBEX GROWTH MARKET® 15 (INCLUSION): +11.240.309 SHARES
20/09/2021	CLR	CLERHP ESTR.	ADJUSTMENT REVIEW IBEX GROWTH MARKET® 15 (INCLUSION): +3.023.030 SHARES
20/09/2021	480S	CUATROOCHENT	ADJUSTMENT REVIEW IBEX GROWTH MARKET® 15 (EXCLUSION)
20/09/2021	GIGA	GIGAS HOSTIN	ADJUSTMENT IBEX GROWTH MARKET® 15 (FF FACTOR CHANGE): -2.315.809 SHARES
20/09/2021	MAKS	MAKING SCIENCE	ADJUSTMENT REVIEW IBEX GROWTH MARKET® 15 (INCLUSION): +2.118.690 SHARES
20/09/2021	NTX	NETEX	ADJUSTMENT REVIEW IBEX GROWTH MARKET® 15 (EXCLUSION)
20/09/2021	PAR	PARLEM	ADJUSTMENT REVIEW IBEX GROWTH MARKET® 15 (INCLUSION): +9.653.474 SHARES
20/09/2021	PRO	PROEDUCA	ADJUSTMENT REVIEW IBEX GROWTH MARKET® 15 (EXCLUSION)