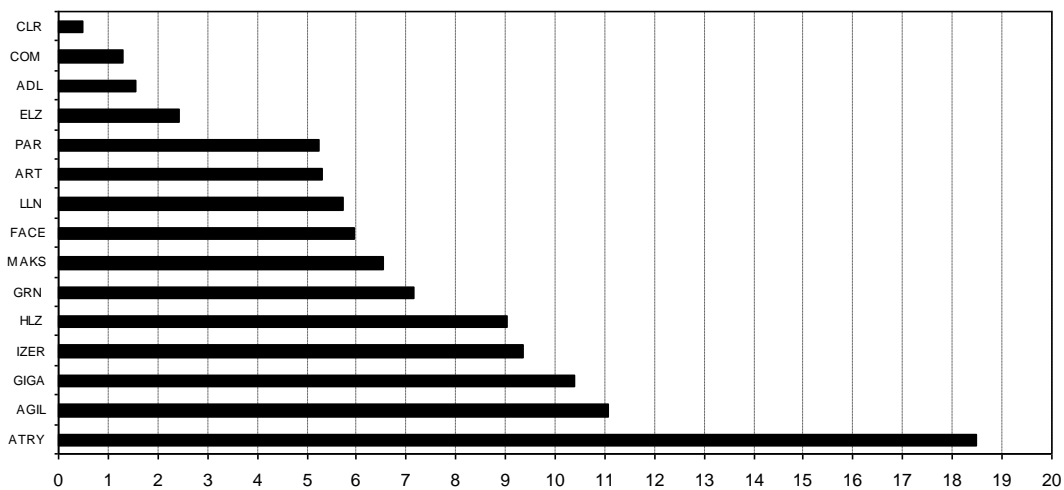


Composición del índice IBEX GROWTH MARKET 15 al cierre de: 04/10/2021 antes de ajuste
Index constituents of IBEX GROWTH MARKET 15 at the closing of: 04/10/2021 before adjustment

Cód. Sym.	Valor Company	Ajuste Free-Float Free-Float Adjust.	# Acciones # Shares	Cierre € Closing €	Capitalización € Capitalisation €	% Ponderación % Weighting
ATRY	ATRY	90%	15.348.334	10,3000	158.087.840,2000	18,47
AGIL	AGILE CONTEN	60%	12.628.204	7,5000	94.711.530,0000	11,06
GIGA	GIGAS HOSTIN	70%	8.151.056	10,9000	88.846.510,4000	10,38
IZER	IZERTIS	40%	9.316.444	8,6000	80.121.418,4000	9,36
HLZ	HOLALUZ	30%	6.173.845	12,5000	77.173.062,5000	9,01
GRN	GREENALIA	20%	4.246.694	14,4500	61.364.728,3000	7,17
MAKS	MAKING SCIEN	30%	2.118.690	26,4000	55.933.416,0000	6,53
FACE	FACEPHI BIO	80%	12.107.458	4,2200	51.093.472,7600	5,97
LLN	LLEIDANETWOR	60%	9.629.966	5,0900	49.016.526,9400	5,73
ART	ARTECHE	20%	11.418.803	3,9900	45.561.023,9700	5,32
PAR	PARLEM	60%	9.653.474	4,6500	44.888.654,1000	5,24
ELZ	ELZINC	40%	10.284.133	2,0200	20.773.948,6600	2,43
ADL	ADL BIONATUR	40%	16.740.375	0,7980	13.358.819,2500	1,56
COM	CATENON	60%	11.240.309	0,9900	11.127.905,9100	1,30
CLR	CLERHP ESTR.	30%	3.023.030	1,3400	4.050.860,2000	0,47
						142.080.815
						100,00

IBEX GROWTH MARKET 15 de cierre: 2.464,1 Capitalización total: 856.109.717,5900 €

% Ponderación IBEX GROWTH MARKET 15



Composición del índice IBEX GROWTH MARKET 15 al cierre de: 04/10/2021 después de ajuste

Index constituents of IBEX GROWTH MARKET 15 at the closing of: 04/10/2021 after adjustment

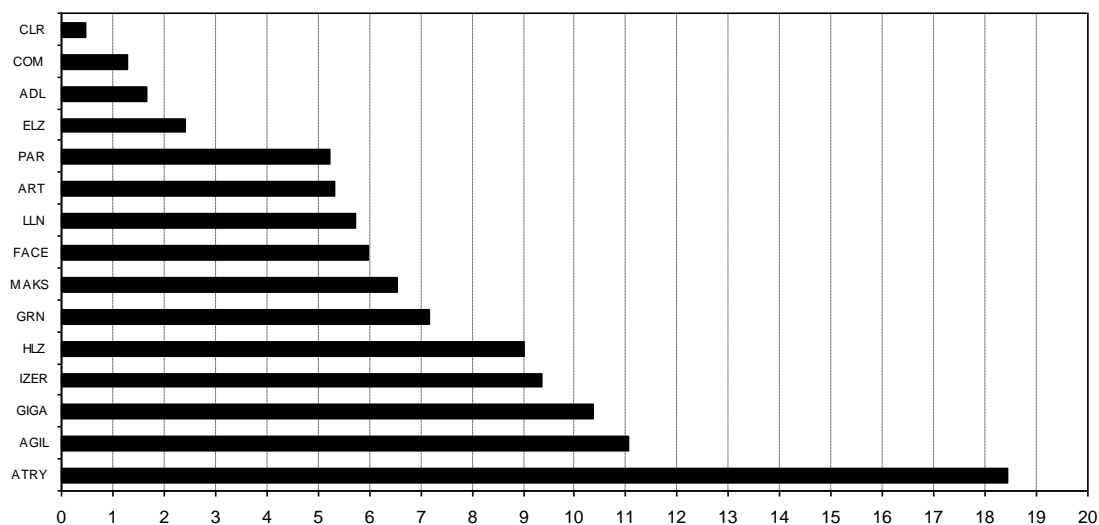
Cód. Sym.	Valor Company	Ajuste Free-Float Free-Float Adjust.	# Acciones # Shares	Cierre € Closing €	Capitalización € Capitalisation €	% Ponderación % Weighting
ATRY	ATRY S	90%	15.348.334	10,3000	158.087.840,2000	18,45
AGIL	AGILE CONTEN	60%	12.628.204	7,5000	94.711.530,0000	11,05
GIGA	GIGAS HOSTIN	70%	8.151.056	10,9000	88.846.510,4000	10,37
IZER	IZERTIS	40%	9.316.444	8,6000	80.121.418,4000	9,35
HLZ	HOLALUZ	30%	6.173.845	12,5000	77.173.062,5000	9,01
GRN	GREENALIA	20%	4.246.694	14,4500	61.364.728,3000	7,16
MAKS	MAKING SCIEN	30%	2.118.690	26,4000	55.933.416,0000	6,53
FACE	FACEPHI BIO	80%	12.107.458	4,2200	51.093.472,7600	5,96
LLN	LLEIDANETWOR	60%	9.629.966	5,0900	49.016.526,9400	5,72
ART	ARTECHE	20%	11.418.803	3,9900	45.561.023,9700	5,32
PAR	PARLEM	60%	9.653.474	4,6500	44.888.654,1000	5,24
ELZ	ELZINC	40%	10.284.133	2,0200	20.773.948,6600	2,42
ADL	ADL BIONATUR	40%	17.649.466	0,7980	14.084.273,8680	1,64
COM	CATENON	60%	11.240.309	0,9900	11.127.905,9100	1,30
CLR	CLERHP ESTR.	30%	3.023.030	1,3400	4.050.860,2000	0,47

142.989.906

100,00

IBEX GROWTH MARKET 15 de cierre: 2.464,1 Capitalización total: 856.835.172,2080 €

% Ponderación IBEX GROWTH MARKET 15



Informe de ajuste IBEX GROWTH MARKET 15

IBEX GROWTH MARKET 15 adjustment report

04/10/2021 18:11:10

Indice antes de ajuste <i>Index before adjustment</i>	Indice después de ajuste <i>Index after adjustment</i>	Capitalización antes de ajuste <i>Market Capitalisation before adjustment</i>	Capitalización después de ajuste <i>Market Capitalisation after adjustment</i>	"J" de ajuste <i>"J" (Mkt. K2 - K1)</i>	Divisor IBEX GROWTH 15 <i>IBEX GROWTH 15 Divisor</i>
2.464,1	2.464,1	856.109.717,5900	856.835.172,2080	725.454,6180	347.727

Símbolo <i>Sym.</i>	Títulos antes de ajuste <i>Shares before adjustment</i>	Títulos después de ajuste <i>Shares after adjustment</i>	Capitalización antes de ajuste <i>Capitalisation before adjustment</i>	Capitalización después de ajuste <i>Capitalisation after adjustment</i>	Diferencia de Capitalizaciones <i>Capitalisation difference</i>
ADL	16.740.375	17.649.466	13.358.819,2500	14.084.273,8680	725.454,6180

Bajas en IBEX GROWTH MARKET 15

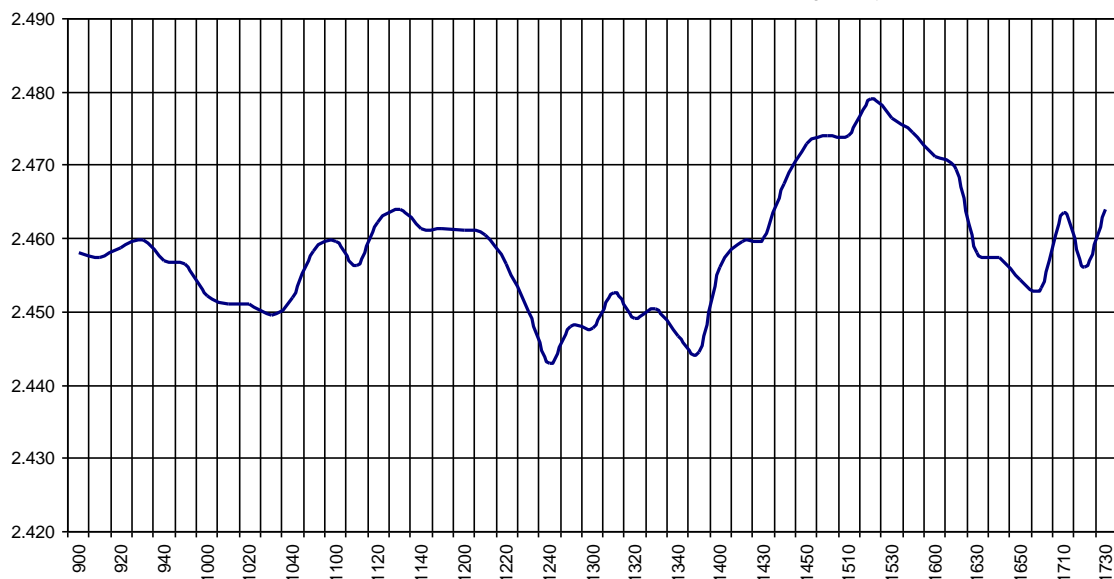
IBEX GROWTH MARKET 15 deletions

Altas en IBEX GROWTH MARKET 15

IBEX GROWTH MARKET 15 additions

IBEX Growth Market 15			Hora			
			Time			
Anterior	Previous	2.451,5	Máximo	Max	2.481,7	15:33:22
Inicial	Open	2.456,2	Mínimo	Min	2.442,3	13:56:16
Cierre	Close	2.464,1	Variación	Change	+12,6	
Medio	Mid	2.458,0	%Variación	%change	0,51%	

Valor medio del índice IBEX Growth Market 15 cada 10' (Index Average every 10')

**Hechos Relevantes Públicos que afectan al IBEX GROWTH MARKET 15****Hechos Relevantes que afectan al cálculo del índice IBEX Growth Market 15**

05/10/2021 ADL ADL BIONATUR AJUSTE POR INTEGRACIÓN DE 909.091 ACCS.

Relevant Facts related to IBEX GROWTH MARKET 15 index**Relevant Facts related to IBEX Growth Market 15 index calculation**

05/10/2021 ADL ADL BIONATUR ADJUSTMENT FOR INTEGRATION OF 909,091 SHARES