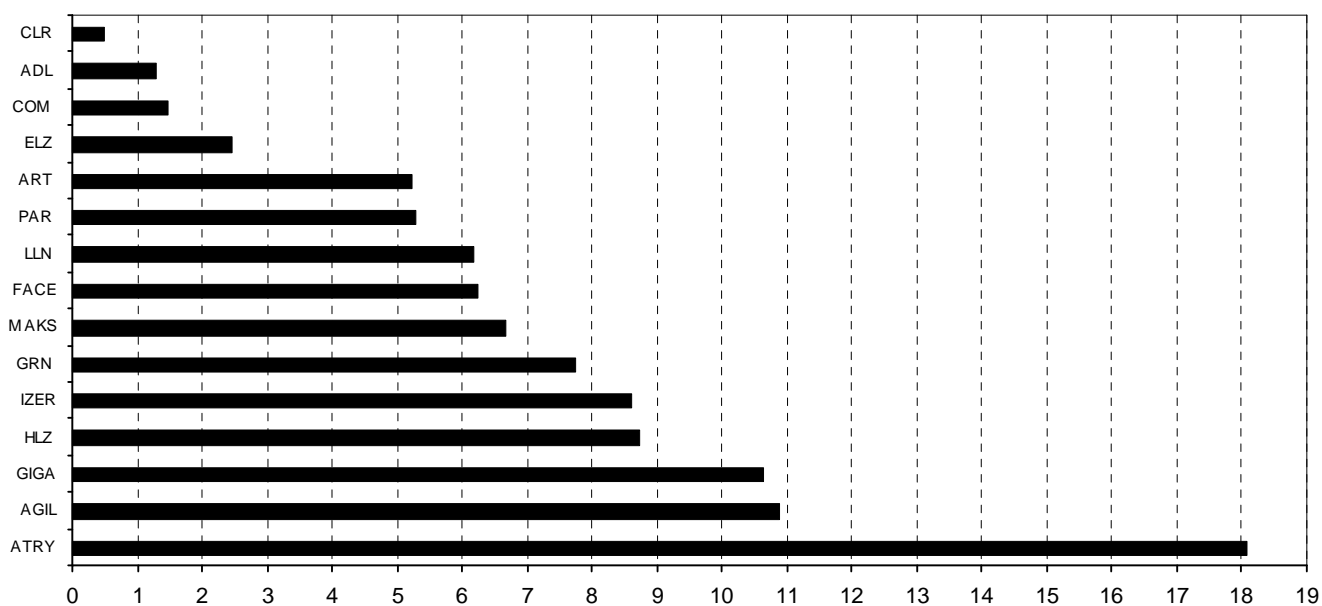


Composición del índice IBEX GROWTH MARKET 15 al cierre de: 15/10/2021 antes de ajuste
Index constituents of IBEX GROWTH MARKET 15 at the closing of: 15/10/2021 before adjustment

Cód. Sym.	Valor Company	Ajuste Free-Float Free-Float Adjust.	# Acciones # Shares	Cierre € Closing €	Capitalización € Capitalisation €	% Ponderación % Weighting
ATRY	ATRY	90%	15.348.334	10,0000	153.483.340,0000	18,07
AGIL	AGILE CONTEN	60%	12.628.204	7,3200	92.438.453,2800	10,88
GIGA	GIGAS HOSTIN	70%	8.151.056	11,1000	90.476.721,6000	10,65
HLZ	HOLALUZ	30%	6.173.845	12,0000	74.086.140,0000	8,72
IZER	IZERTIS	40%	9.316.444	7,8600	73.227.249,8400	8,62
GRN	GREENALIA	20%	4.246.694	15,5000	65.823.757,0000	7,75
MAKS	MAKING SCIEN	30%	2.118.690	26,8000	56.780.892,0000	6,68
FACE	FACEPHI BIO	80%	12.107.458	4,3750	52.970.128,7500	6,23
LLN	LLEIDANETWOR	60%	9.629.966	5,4500	52.483.314,7000	6,18
PAR	PARLEM	60%	9.653.474	4,6500	44.888.654,1000	5,28
ART	ARTECHE	20%	11.418.803	3,8800	44.304.955,6400	5,21
ELZ	ELZINC	40%	10.284.133	2,0300	20.876.789,9900	2,46
COM	CATENON	60%	11.240.309	1,1200	12.589.146,0800	1,48
ADL	ADL BIONATUR	40%	17.649.466	0,6160	10.872.071,0560	1,28
CLR	CLERHP ESTR.	30%	3.023.030	1,4200	4.292.702,6000	0,51
142.989.906						100,00

IBEX GROWTH MARKET 15 de cierre: 2.443,3 Capitalización total: 849.594.316,6360 €

% Ponderación IBEX GROWTH MARKET 15



Composición del índice IBEX GROWTH MARKET 15 al cierre de: 15/10/2021 después de ajuste

Index constituents of IBEX GROWTH MARKET 15 at the closing of: 15/10/2021 after adjustment

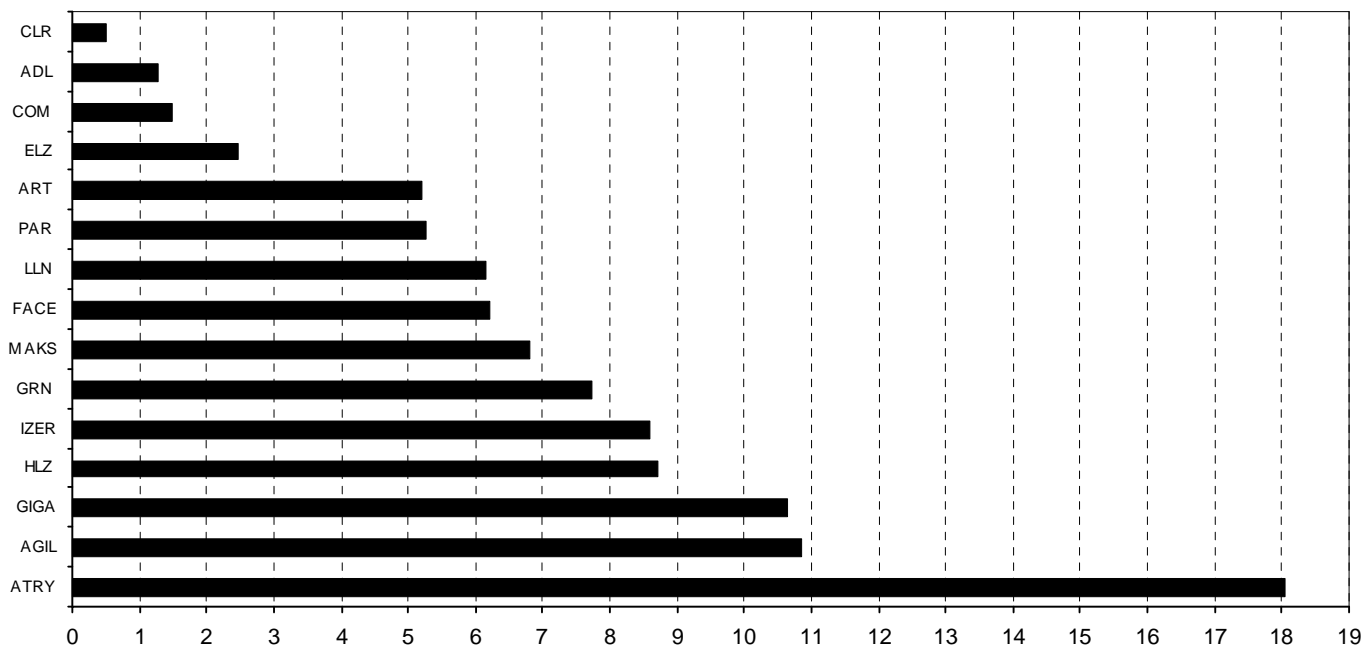
Cód. Sym.	Valor Company	Ajuste Free-Float Free-Float Adjust.	# Acciones # Shares	Cierre € Closing €	Capitalización € Capitalisation €	% Ponderación % Weighting
ATRY	ATRY S	90%	15.348.334	10,0000	153.483.340,0000	18,04
AGIL	AGILE CONTEN	60%	12.628.204	7,3200	92.438.453,2800	10,86
GIGA	GIGAS HOSTIN	70%	8.151.056	11,1000	90.476.721,6000	10,63
HLZ	HOLALUZ	30%	6.173.845	12,0000	74.086.140,0000	8,71
IZER	IZERTIS	40%	9.316.444	7,8600	73.227.249,8400	8,61
GRN	GREENALIA	20%	4.246.694	15,5000	65.823.757,0000	7,74
MAKS	MAKING SCIEN	30%	2.163.690	26,8000	57.986.892,0000	6,82
FACE	FACEPHI BIO	80%	12.107.458	4,3750	52.970.128,7500	6,23
LLN	LLEIDANETWOR	60%	9.629.966	5,4500	52.483.314,7000	6,17
PAR	PARLEM	60%	9.653.474	4,6500	44.888.654,1000	5,28
ART	ARTECHE	20%	11.418.803	3,8800	44.304.955,6400	5,21
ELZ	ELZINC	40%	10.284.133	2,0300	20.876.789,9900	2,45
COM	CATENON	60%	11.240.309	1,1200	12.589.146,0800	1,48
ADL	ADL BIONATUR	40%	17.649.466	0,6160	10.872.071,0560	1,28
CLR	CLERHP ESTR.	30%	3.023.030	1,4200	4.292.702,6000	0,50

143.034.906

100,00

IBEX GROWTH MARKET 15 de cierre: 2.443,3 Capitalización total: 850.800.316,6360 €

% Ponderación IBEX GROWTH MARKET 15



Informe de ajuste IBEX GROWTH MARKET 15

IBEX GROWTH MARKET 15 adjustment report

15/10/2021 18:16:18

Indice antes de ajuste <i>Index before adjustment</i>	Indice después de ajuste <i>Index after adjustment</i>	Capitalización antes de ajuste <i>Market Capitalisation before adjustment</i>	Capitalización después de ajuste <i>Market Capitalisation after adjustment</i>	"J" de ajuste <i>"J" (Mkt. K2 - K1)</i>	Divisor IBEX GROWTH 15 <i>IBEX GROWTH 15 Divisor</i>
2.443,3	2.443,3	849.594.316,6360	850.800.316,6360	1.206.000,0000	348.220

Símbolo <i>Sym.</i>	Títulos antes de ajuste <i>Shares before adjustment</i>	Títulos después de ajuste <i>Shares after adjustment</i>	Capitalización antes de ajuste <i>Capitalisation before adjustment</i>	Capitalización después de ajuste <i>Capitalisation after adjustment</i>	Diferencia de Capitalizaciones <i>Capitalisation difference</i>
MAKS	2.118.690	2.163.690	56.780.892,0000	57.986.892,0000	1.206.000,0000

Bajas en IBEX GROWTH MARKET 15

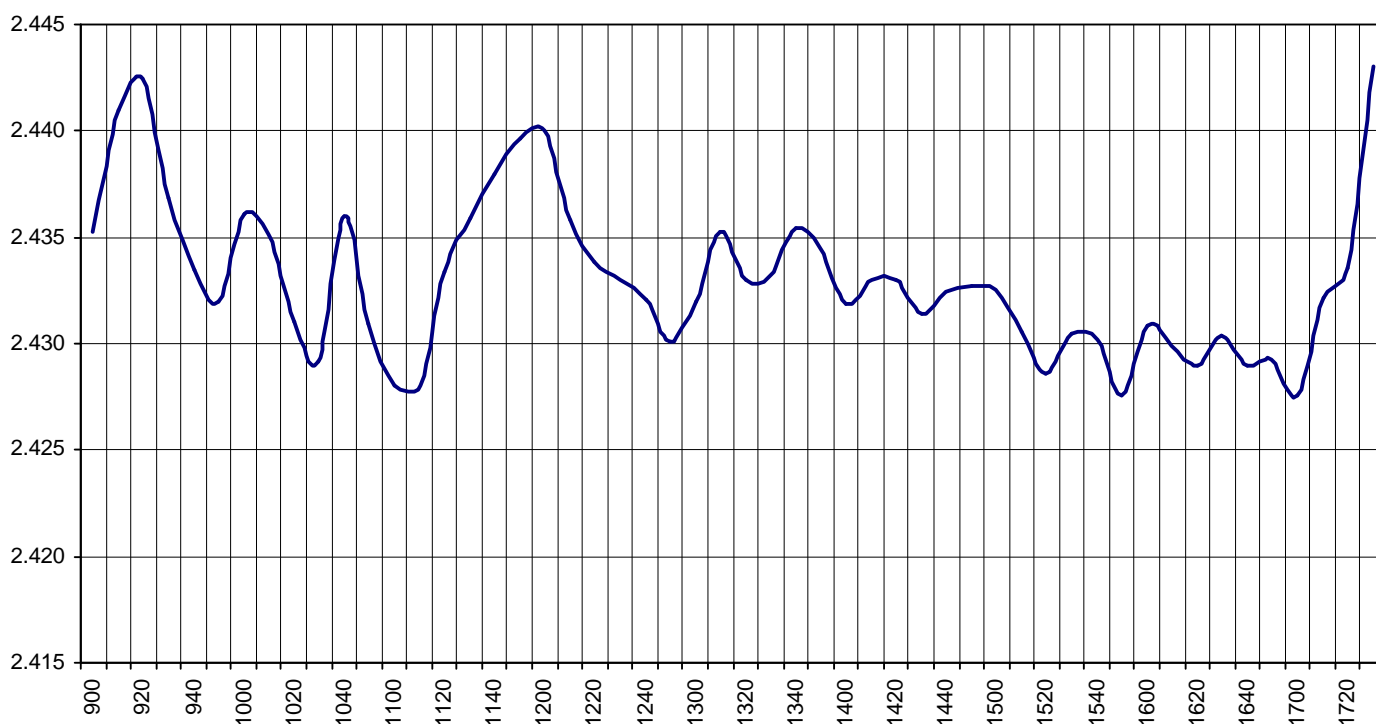
IBEX GROWTH MARKET 15 deletions

Altas en IBEX GROWTH MARKET 15

IBEX GROWTH MARKET 15 additions

IBEX Growth Market 15			Hora			
			Time			
Anterior	Previous	2.442,6	Máximo	Max	2.451,3	17:29:56
Inicial	Open	2.433,3	Mínimo	Min	2.424,1	15:53:09
Cierre	Close	2.443,3	Variación	Change	+0,7	
Medio	Mid	2.433,1	%Variación	%change	0,03%	

Valor medio del índice IBEX Growth Market 15 cada 10' (Index Average every 10')

**Hechos Relevantes Públicos que afectan al IBEX GROWTH MARKET 15****Hechos Relevantes que afectan al cálculo del índice IBEX Growth Market 15**

18/10/2021 MAKS MAKING SCIENCE AJUSTE POR INTEGRACIÓN DE 45.000 ACCIONES

Relevant Facts related to IBEX GROWTH MARKET 15 index**Relevant Facts related to IBEX Growth Market 15 index calculation**

18/10/2021 MAKS MAKING SCIENCE ADJUSTMENT FOR INTEGRATION OF 45,000 SHARES