

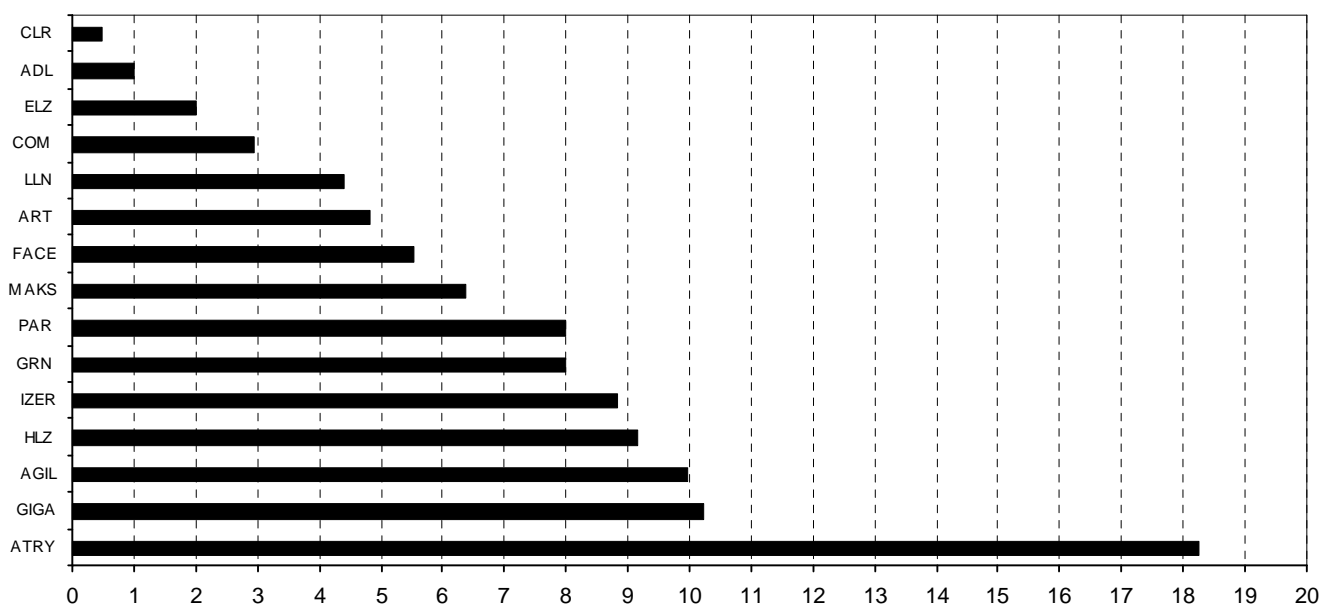
Composición del índice IBEX GROWTH MARKET 15 al cierre de: 13/01/2022 antes de ajuste

Index constituents of IBEX GROWTH MARKET 15 at the closing of: 13/01/2022 before adjustment

Cód. Sym.	Valor Company	Ajuste Free-Float Free-Float Adjust.	# Acciones # Shares	Cierre € Closing €	Capitalización € Capitalisation €	% Ponderación % Weighting
ATRY	ATRY	90%	15.348.334	10,1500	155.785.590,1000	18,26
GIGA	GIGAS HOSTIN	70%	8.151.056	10,7000	87.216.299,2000	10,22
AGIL	AGILE CONTEN	60%	12.628.204	6,7400	85.114.094,9600	9,98
HLZ	HOLALUZ	30%	6.173.845	12,6500	78.099.139,2500	9,15
IZER	IZERTIS	40%	9.316.444	8,0800	75.276.867,5200	8,82
GRN	GREENALIA	20%	4.434.194	15,4000	68.286.587,6000	8,00
PAR	PARLEM	60%	9.653.474	7,0700	68.250.061,1800	8,00
MAKS	MAKING SCIEN	30%	2.291.190	23,7000	54.301.203,0000	6,37
FACE	FACEPHI BIO	80%	12.107.458	3,9000	47.219.086,2000	5,53
ART	ARTECHE	20%	11.418.803	3,6000	41.107.690,8000	4,82
LLN	LLEIDANETWOR	60%	9.629.966	3,9000	37.556.867,4000	4,40
COM	CATENON	60%	11.240.309	2,2300	25.065.889,0700	2,94
ELZ	ELZINC	40%	51.420.666	0,3345	17.200.212,7770	2,02
ADL	ADL BIONATUR	40%	18.333.226	0,4600	8.433.283,9600	0,99
CLR	CLERHP ESTR.	30%	3.023.030	1,3900	4.202.011,7000	0,49
						185.170.199
						100,00

IBEX GROWTH MARKET 15 de cierre: 2.431,3 Capitalización total: 853.114.884,7170 €

% Ponderación IBEX GROWTH MARKET 15



Composición del índice IBEX GROWTH MARKET 15 al cierre de: 13/01/2022 después de ajuste

Index constituents of IBEX GROWTH MARKET 15 at the closing of: 13/01/2022 after adjustment

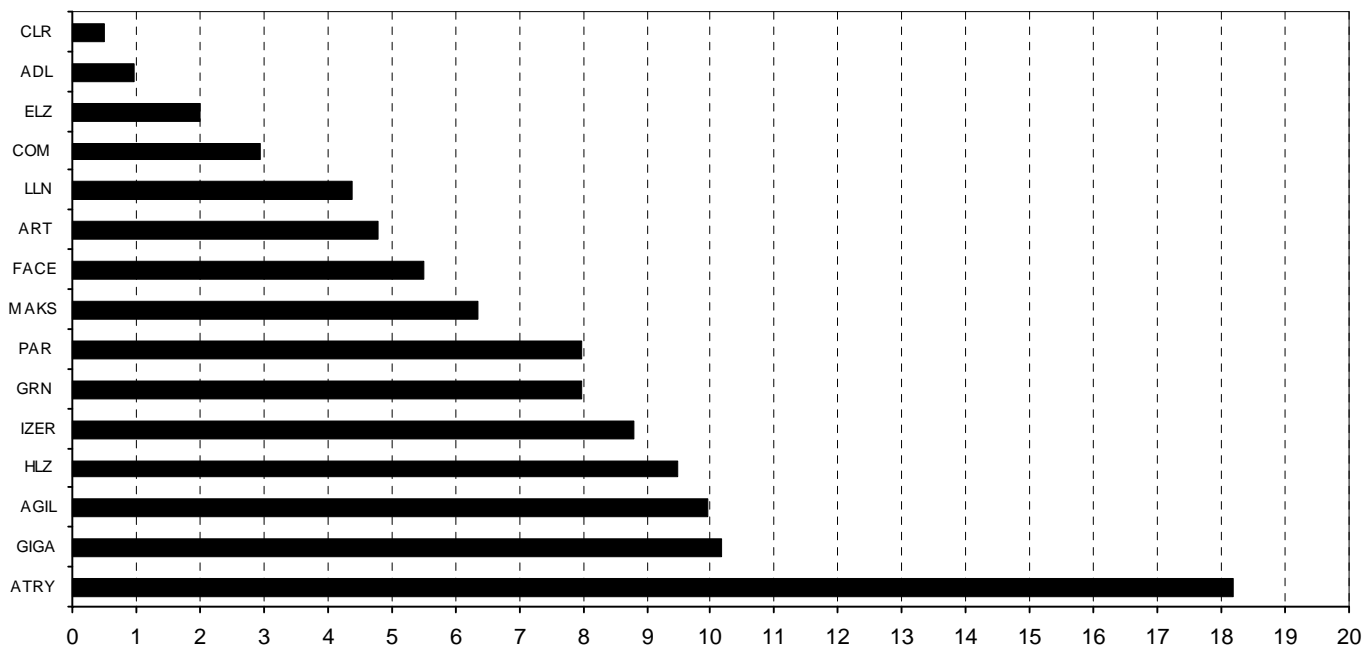
Cód. Sym.	Valor Company	Ajuste Free-Float Free-Float Adjust.	# Acciones # Shares	Cierre € Closing €	Capitalización € Capitalisation €	% Ponderación % Weighting
ATRY	ATRY S	90%	15.348.334	10,1500	155.785.590,1000	18,19
GIGA	GIGAS HOSTIN	70%	8.151.056	10,7000	87.216.299,2000	10,19
AGIL	AGILE CONTEN	60%	12.628.204	6,7400	85.114.094,9600	9,94
HLZ	HOLALUZ	30%	6.421.069	12,6500	81.226.522,8500	9,49
IZER	IZERTIS	40%	9.316.444	8,0800	75.276.867,5200	8,79
GRN	GREENALIA	20%	4.434.194	15,4000	68.286.587,6000	7,98
PAR	PARLEM	60%	9.653.474	7,0700	68.250.061,1800	7,97
MAKS	MAKING SCIEN	30%	2.291.190	23,7000	54.301.203,0000	6,34
FACE	FACEPHI BIO	80%	12.107.458	3,9000	47.219.086,2000	5,51
ART	ARTECHE	20%	11.418.803	3,6000	41.107.690,8000	4,80
LLN	LLEIDANETWOR	60%	9.629.966	3,9000	37.556.867,4000	4,39
COM	CATENON	60%	11.240.309	2,2300	25.065.889,0700	2,93
ELZ	ELZINC	40%	51.420.666	0,3345	17.200.212,7770	2,01
ADL	ADL BIONATUR	40%	18.333.226	0,4600	8.433.283,9600	0,98
CLR	CLERHP ESTR.	30%	3.023.030	1,3900	4.202.011,7000	0,49

185.417.423

100,00

IBEX GROWTH MARKET 15 de cierre: 2.431,3 Capitalización total: 856.242.268,3170 €

% Ponderación IBEX GROWTH MARKET 15



Informe de ajuste IBEX GROWTH MARKET 15

IBEX GROWTH MARKET 15 adjustment report

13/01/2022 18:08:45

Indice antes de ajuste <i>Index before adjustment</i>	Indice después de ajuste <i>Index after adjustment</i>	Capitalización antes de ajuste <i>Market Capitalisation before adjustment</i>	Capitalización después de ajuste <i>Market Capitalisation after adjustment</i>	"J" de ajuste <i>"J" (Mkt. K2 - K1)</i>	Divisor IBEX GROWTH 15 <i>IBEX GROWTH 15 Divisor</i>
2.431,3	2.431,3	853.114.884,7170	856.242.268,3170	3.127.383,6000	352.172

Símbolo <i>Sym.</i>	Títulos antes de ajuste <i>Shares before adjustment</i>	Títulos después de ajuste <i>Shares after adjustment</i>	Capitalización antes de ajuste <i>Capitalisation before adjustment</i>	Capitalización después de ajuste <i>Capitalisation after adjustment</i>	Diferencia de Capitalizaciones <i>Capitalisation difference</i>
HLZ	6.173.845	6.421.069	78.099.139,2500	81.226.522,8500	3.127.383,6000

Bajas en IBEX GROWTH MARKET 15

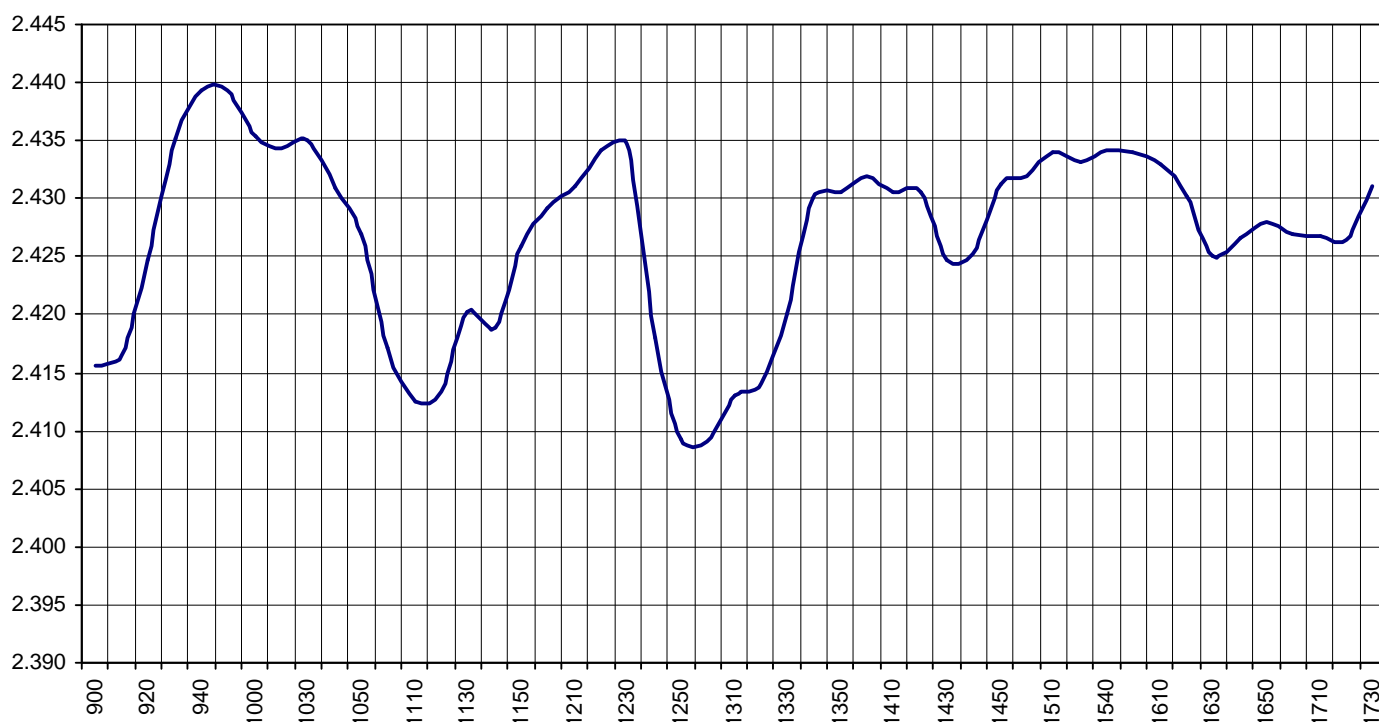
IBEX GROWTH MARKET 15 deletions

Altas en IBEX GROWTH MARKET 15

IBEX GROWTH MARKET 15 additions

IBEX Growth Market 15			Hora			
			Time			
Anterior	Previous	2.423,1	Máximo	Max	2.440,3	09:49:51
Inicial	Open	2.417,7	Mínimo	Min	2.408,1	12:55:24
Cierre	Close	2.431,3	Variación	Change	+8,2	
Medio	Mid	2.425,6	%Variación	%change	0,34%	

Valor medio del índice IBEX Growth Market 15 cada 10' (Index Average every 10')

**Hechos Relevantes Públicos que afectan al IBEX GROWTH MARKET 15****Hechos Relevantes que afectan al cálculo del índice IBEX Growth Market 15**

14/01/2022 HLZ HOLALUZ AJUSTE POR INTEGRACIÓN DE 247.224 ACCS,

Relevant Facts related to IBEX GROWTH MARKET 15 index**Relevant Facts related to IBEX Growth Market 15 index calculation**

14/01/2022 HLZ HOLALUZ ADJUSTMENT FOR INTEGRATION OF 247,224 SHARES