

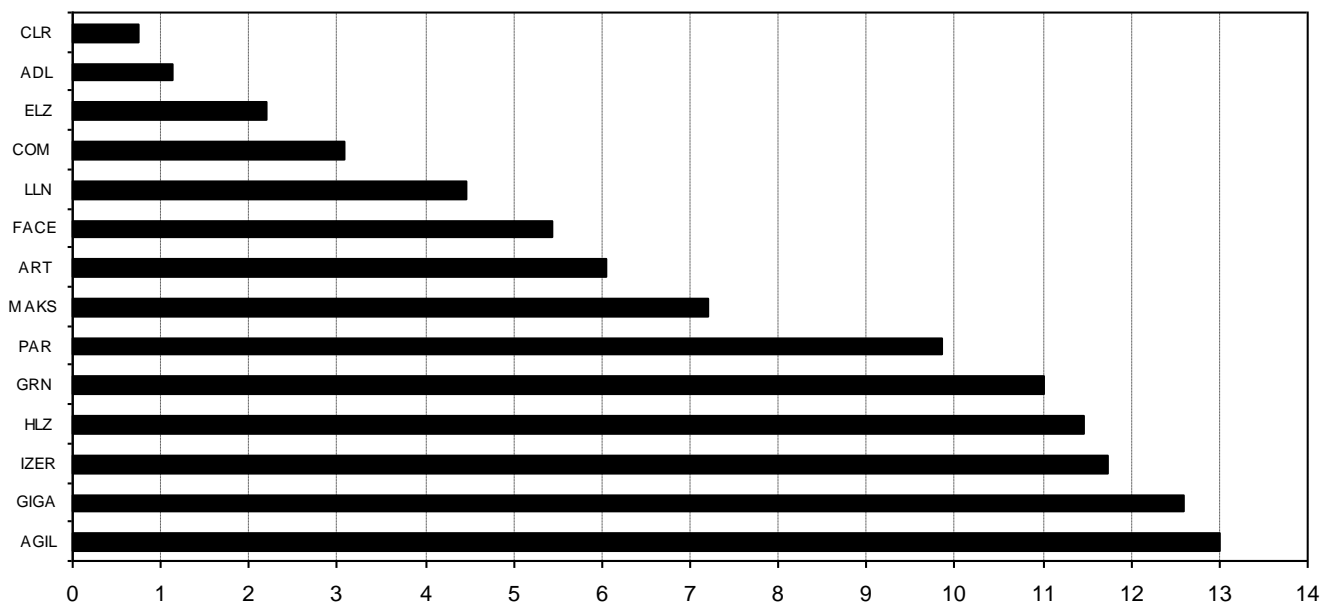
Composición del índice IBEX GROWTH MARKET 15 al cierre de: 08/03/2022 antes de ajuste

Index constituents of IBEX GROWTH MARKET 15 at the closing of: 08/03/2022 before adjustment

Cód. Sym.	Valor Company	Ajuste Free-Float Free-Float Adjust.	# Acciones # Shares	Cierre € Closing €	Capitalización € Capitalisation €	% Ponderación % Weighting
AGIL	AGILE CONTEN	60%	12.628.204	6,0000	75.769.224,0000	13,01
GIGA	GIGAS HOSTIN	70%	8.151.056	9,0000	73.359.504,0000	12,60
IZER	IZERTIS	40%	9.316.444	7,3400	68.382.698,9600	11,74
HLZ	HOLALUZ	30%	6.421.069	10,4000	66.779.117,6000	11,47
GRN	GREENALIA	20%	4.434.194	14,4500	64.074.103,3000	11,00
PAR	PARLEM	60%	9.653.474	5,9400	57.341.635,5600	9,85
MAKS	MAKING SCIEN	30%	2.291.190	18,3000	41.928.777,0000	7,20
ART	ARTECHE	20%	11.418.803	3,0800	35.169.913,2400	6,04
FACE	FACEPHI BIO	80%	12.107.458	2,6150	31.661.002,6700	5,44
LLN	LLEIDANETWOR	60%	9.629.966	2,7000	26.000.908,2000	4,47
COM	CATENON	60%	11.240.309	1,6000	17.984.494,4000	3,09
ELZ	ELZINC	40%	51.420.666	0,2500	12.855.166,5000	2,21
ADL	ADL BIONATUR	40%	18.333.226	0,3600	6.599.961,3600	1,13
CLR	CLERHP ESTR.	30%	3.023.030	1,4500	4.383.393,5000	0,75
			170.069.089			100,00

IBEX GROWTH MARKET 15 de cierre: 2.035,3 Capitalización total: 582.289.900,2900 €

% Ponderación IBEX GROWTH MARKET 15



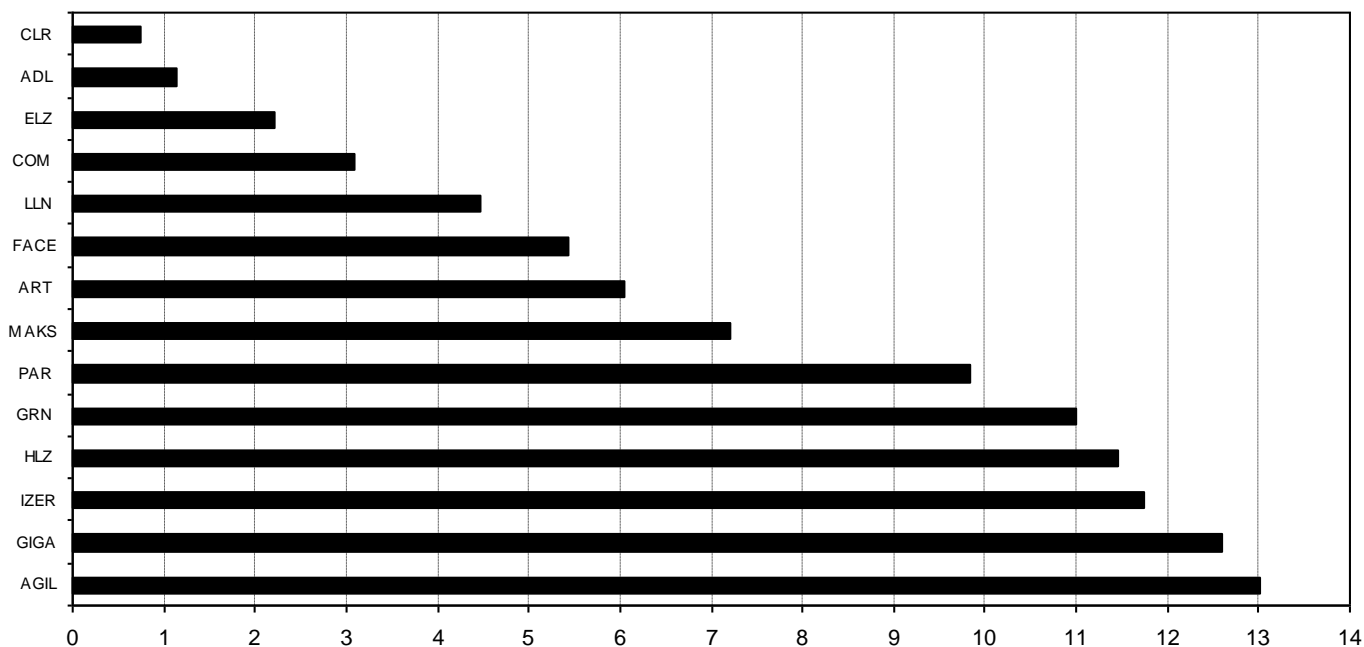
Composición del índice IBEX GROWTH MARKET 15 al cierre de: 08/03/2022 después de ajuste

Index constituents of IBEX GROWTH MARKET 15 at the closing of: 08/03/2022 after adjustment

Cód. Sym.	Valor Company	Ajuste Free-Float Free-Float Adjust.	# Acciones # Shares	Cierre € Closing €	Capitalización € Capitalisation €	% Ponderación % Weighting
AGIL	AGILE CONTEN	60%	12.628.204	6,0000	75.769.224,0000	13,01
GIGA	GIGAS HOSTIN	70%	8.151.056	9,0000	73.359.504,0000	12,60
IZER	IZERTIS	40%	9.316.444	7,3400	68.382.698,9600	11,74
HLZ	HOLALUZ	30%	6.421.069	10,4000	66.779.117,6000	11,47
GRN	GREENALIA	20%	4.434.194	14,4500	64.074.103,3000	11,00
PAR	PARLEM	60%	9.653.474	5,9400	57.341.635,5600	9,85
MAKS	MAKING SCIEN	30%	2.291.190	18,3000	41.928.777,0000	7,20
ART	ARTECHE	20%	11.418.803	3,0800	35.169.913,2400	6,04
FACE	FACEPHI BIO	80%	12.107.458	2,6150	31.661.002,6700	5,44
LLN	LLEIDANETWOR	60%	9.629.966	2,7000	26.000.908,2000	4,46
COM	CATENON	60%	11.240.309	1,6000	17.984.494,4000	3,09
ELZ	ELZINC	40%	51.420.666	0,2500	12.855.166,5000	2,21
ADL	ADL BIONATUR	40%	18.528.348	0,3600	6.670.205,2800	1,15
CLR	CLERHP ESTR.	30%	3.023.030	1,4500	4.383.393,5000	0,75
170.264.211						100,00

IBEX GROWTH MARKET 15 de cierre: **2.035,3** Capitalización total: **582.360.144,2100 €**

% Ponderación IBEX GROWTH MARKET 15



Informe de ajuste IBEX GROWTH MARKET 15

IBEX GROWTH MARKET 15 adjustment report

08/03/2022 18:15:04

Indice antes de ajuste <i>Index before adjustment</i>	Indice después de ajuste <i>Index after adjustment</i>	Capitalización antes de ajuste <i>Market Capitalisation before adjustment</i>	Capitalización después de ajuste <i>Market Capitalisation after adjustment</i>	"J" de ajuste <i>"J" (Mkt. K2 - K1)</i>	Divisor IBEX GROWTH 15 <i>IBEX GROWTH 15 Divisor</i>
2.035,3	2.035,3	582.289.900,2900	582.360.144,2100	70.243,9200	286.134

Símbolo <i>Sym.</i>	Títulos antes de ajuste <i>Shares before adjustment</i>	Títulos después de ajuste <i>Shares after adjustment</i>	Capitalización antes de ajuste <i>Capitalisation before adjustment</i>	Capitalización después de ajuste <i>Capitalisation after adjustment</i>	Diferencia de Capitalizaciones <i>Capitalisation difference</i>
ADL	18.333.226	18.528.348	6.599.961,3600	6.670.205,2800	70.243,9200

Bajas en IBEX GROWTH MARKET 15

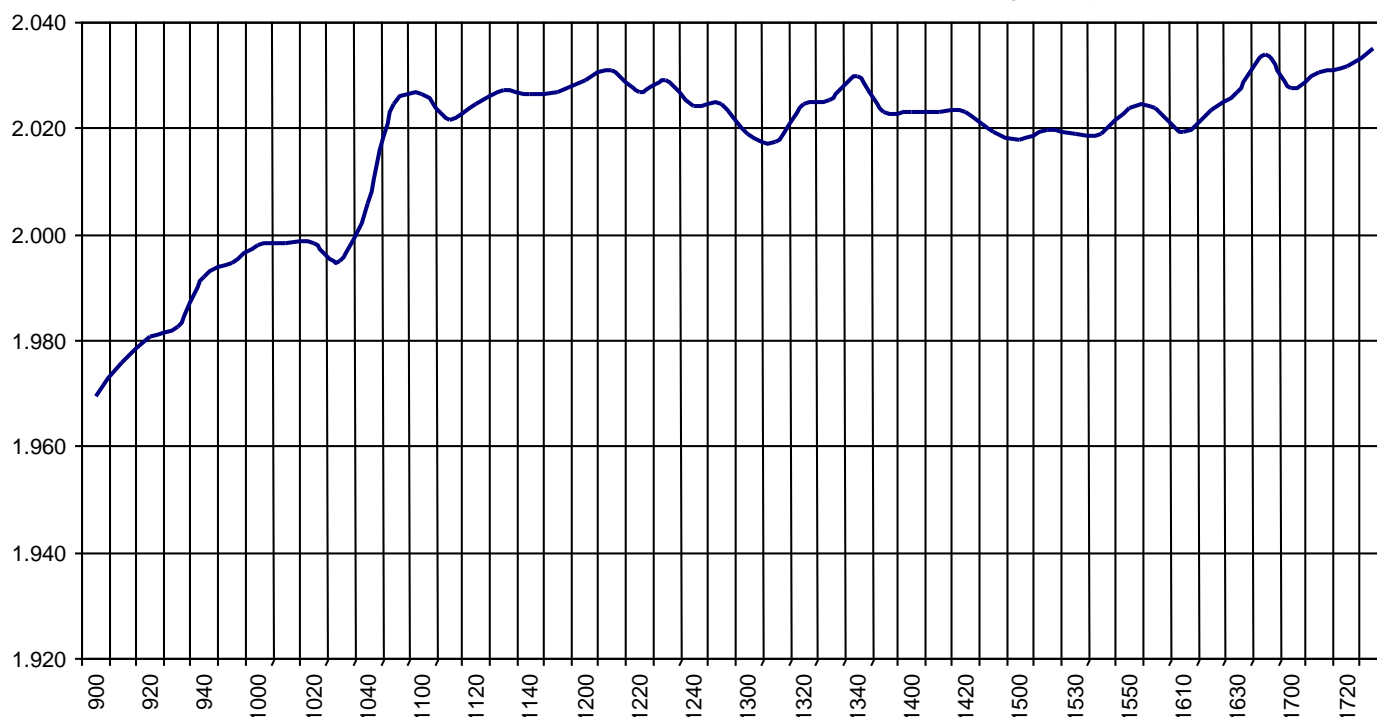
IBEX GROWTH MARKET 15 deletions

Altas en IBEX GROWTH MARKET 15

IBEX GROWTH MARKET 15 additions

IBEX Growth Market 15			Hora			
			Time			
Anterior	Previous	1.972,8	Máximo	Max	2.036,1	12:16:13
Inicial	Open	1.968,7	Mínimo	Min	1.968,7	09:00:04
Cierre	Close	2.035,3	Variación	Change	+62,5	
Medio	Mid	2.012,1	%Variación	%change	3,17%	

Valor medio del índice IBEX Growth Market 15 cada 10' (Index Average every 10')

**Hechos Relevantes Públicos que afectan al IBEX GROWTH MARKET 15****Hechos Relevantes que afectan al cálculo del índice IBEX Growth Market 15**

09/03/2022 ADL ADL BIONATUR AJUSTE POR INTEGRACIÓN DE 195.122 ACCS.

Relevant Facts related to IBEX GROWTH MARKET 15 index**Relevant Facts related to IBEX Growth Market 15 index calculation**

09/03/2022 ADL ADL BIONATUR ADJUSTMENT FOR INTEGRATION OF 195,122 SHARES