

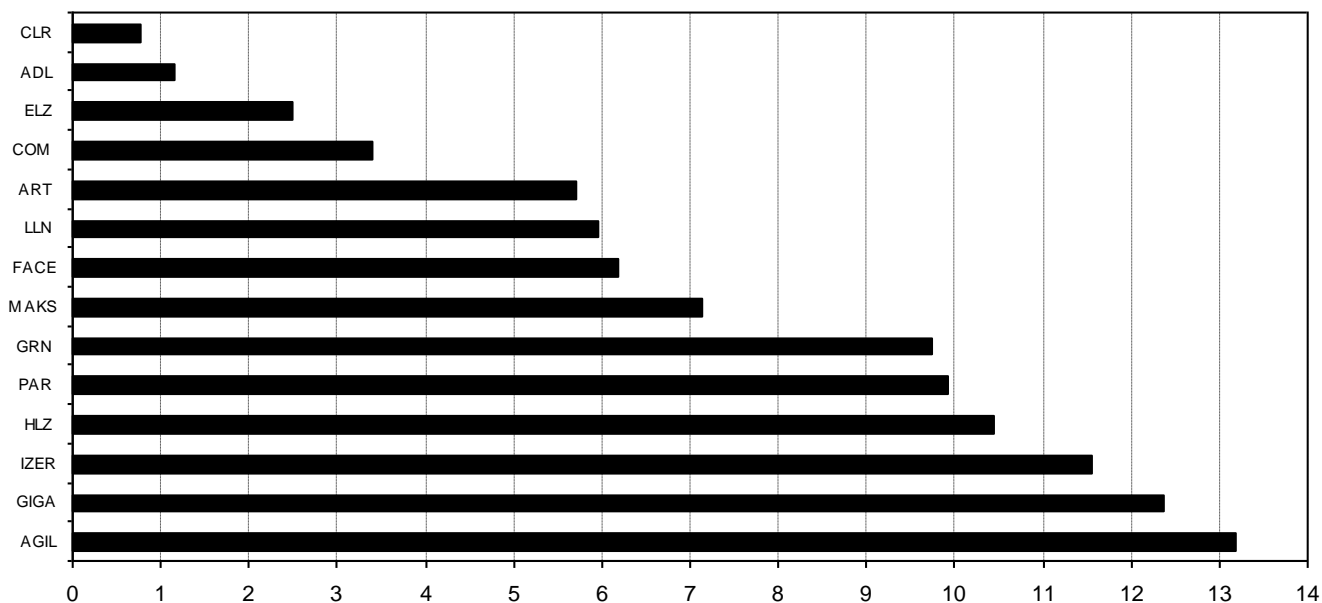
## Composición del índice IBEX GROWTH MARKET 15 al cierre de: 18/03/2022 antes de ajuste

*Index constituents of IBEX GROWTH MARKET 15 at the closing of: 18/03/2022 before adjustment*

Cód. Sym.	Valor Company	Ajuste Free-Float Free-Float Adjust.	# Acciones # Shares	Cierre € Closing €	Capitalización € Capitalisation €	% Ponderación % Weighting
AGIL	AGILE CONTEN	60%	12.628.204	6,4000	80.820.505,6000	13,19
GIGA	GIGAS HOSTIN	70%	8.151.056	9,3000	75.804.820,8000	12,37
IZER	IZERTIS	40%	9.316.444	7,6000	70.804.974,4000	11,55
HLZ	HOLALUZ	30%	6.421.069	9,9600	63.953.847,2400	10,43
PAR	PARLEM	60%	9.653.474	6,3000	60.816.886,2000	9,92
GRN	GREENALIA	20%	4.434.194	13,4500	59.639.909,3000	9,73
MAKS	MAKING SCIEN	30%	2.291.190	19,1000	43.761.729,0000	7,14
FACE	FACEPHI BIO	80%	12.107.458	3,1350	37.956.880,8300	6,19
LLN	LLEIDANETWOR	60%	9.629.966	3,7900	36.497.571,1400	5,95
ART	ARTECHE	20%	11.418.803	3,0700	35.055.725,2100	5,72
COM	CATENON	60%	11.240.309	1,8500	20.794.571,6500	3,39
ELZ	ELZINC	40%	51.420.666	0,2965	15.246.227,4690	2,49
ADL	ADL BIONATUR	40%	18.528.348	0,3840	7.114.885,6320	1,16
CLR	CLERHP ESTR.	30%	3.023.030	1,5500	4.685.696,5000	0,76
			<b>170.264.211</b>			<b>100,00</b>

**IBEX GROWTH MARKET 15 de cierre: 2.142,2 Capitalización total: 612.954.230,9710 €**

**% Ponderación IBEX GROWTH MARKET 15**



## Composición del índice IBEX GROWTH MARKET 15 al cierre de: 18/03/2022 después de ajuste

Index constituents of IBEX GROWTH MARKET 15 at the closing of: 18/03/2022 after adjustment

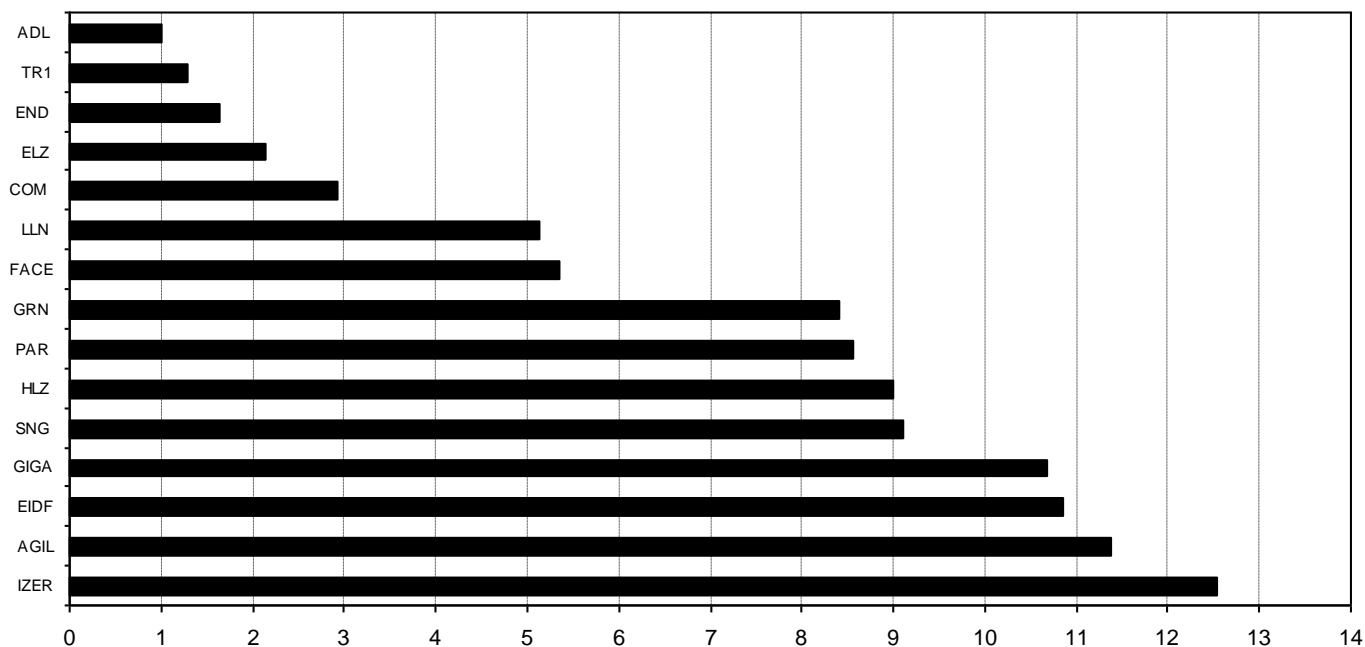
Cód. Sym.	Valor Company	Ajuste Free-Float Free-Float Adjust.	# Acciones # Shares	Cierre € Closing €	Capitalización € Capitalisation €	% Ponderación % Weighting
IZER	IZERTIS	50%	11.704.285	7,6000	88.952.566,0000	12,53
AGIL	AGILE CONTEN	60%	12.628.204	6,4000	80.820.505,6000	11,38
EIDF	EIDF	20%	2.716.084	28,4000	77.136.785,6000	10,86
GIGA	GIGAS HOSTIN	70%	8.151.056	9,3000	75.804.820,8000	10,68
SNG	SINGULAR PEO	30%	16.155.758	4,0000	64.623.032,0000	9,10
HLZ	HOLALUZ	30%	6.421.069	9,9600	63.953.847,2400	9,01
PAR	PARLEM	60%	9.653.474	6,3000	60.816.886,2000	8,56
GRN	GREENALIA	20%	4.434.194	13,4500	59.639.909,3000	8,40
FACE	FACEPHI BIO	80%	12.107.458	3,1350	37.956.880,8300	5,35
LLN	LLEIDANETWOR	60%	9.629.966	3,7900	36.497.571,1400	5,14
COM	CATENON	60%	11.240.309	1,8500	20.794.571,6500	2,93
ELZ	ELZINC	40%	51.420.666	0,2965	15.246.227,4690	2,15
END	ENDURANCE MO	40%	3.429.600	3,3800	11.592.048,0000	1,63
TR1	TIER 1 TECH.	40%	4.000.000	2,2700	9.080.000,0000	1,28
ADL	ADL BIONATUR	40%	18.621.370	0,3840	7.150.606,0800	1,01

182.313.493

100,00

IBEX GROWTH MARKET 15 de cierre: 2.142,2 Capitalización total: 710.066.257,9090 €

% Ponderación IBEX GROWTH MARKET 15



# Informe de ajuste IBEX GROWTH MARKET 15

## IBEX GROWTH MARKET 15 adjustment report

18/03/2022 18:10:56

Indice antes de ajuste <i>Index before adjustment</i>	Indice después de ajuste <i>Index after adjustment</i>	Capitalización antes de ajuste <i>Market Capitalisation before adjustment</i>	Capitalización después de ajuste <i>Market Capitalisation after adjustment</i>	"J" de ajuste <i>"J" (Mkt. K2 - K1)</i>	Divisor IBEX GROWTH 15 <i>IBEX GROWTH 15 Divisor</i>
2.142,2	2.142,2	612.954.230,9710	710.066.257,9090	97.112.026,9380	331.466

Símbolo <i>Sym.</i>	Títulos antes de ajuste <i>Shares before adjustment</i>	Títulos después de ajuste <i>Shares after adjustment</i>	Capitalización antes de ajuste <i>Capitalisation before adjustment</i>	Capitalización después de ajuste <i>Capitalisation after adjustment</i>	Diferencia de Capitalizaciones <i>Capitalisation difference</i>
ADL	18.528.348	18.621.370	7.114.885,6320	7.150.606,0800	35.720,4480
IZER	9.316.444	11.704.285	70.804.974,4000	88.952.566,0000	18.147.591,6000

### Bajas en IBEX GROWTH MARKET 15

#### IBEX GROWTH MARKET 15 deletions

ART	11.418.803	0	35.055.725,2100	0,0000	-35.055.725,2100
CLR	3.023.030	0	4.685.696,5000	0,0000	-4.685.696,5000
MAKS	2.291.190	0	43.761.729,0000	0,0000	-43.761.729,0000

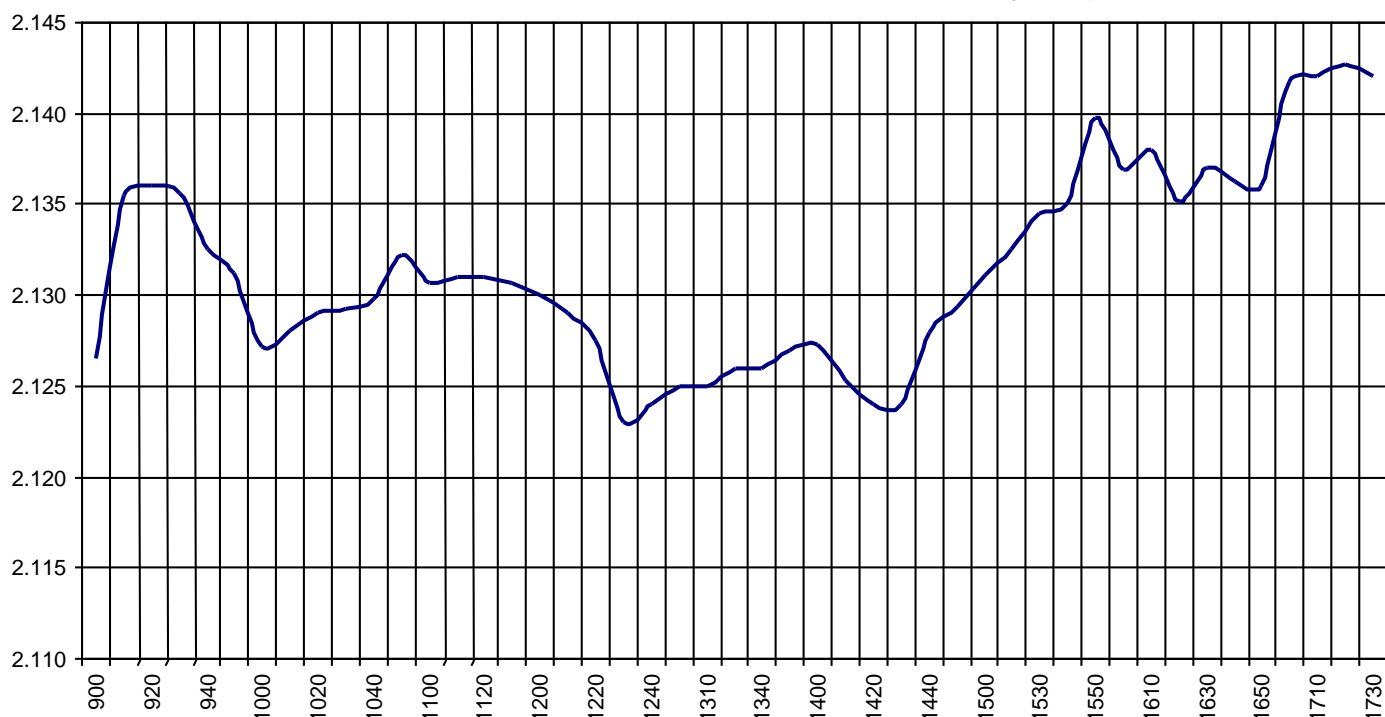
### Altas en IBEX GROWTH MARKET 15

#### IBEX GROWTH MARKET 15 additions

EIDF	0	2.716.084	0,0000	77.136.785,6000	77.136.785,6000
END	0	3.429.600	0,0000	11.592.048,0000	11.592.048,0000
SNG	0	16.155.758	0,0000	64.623.032,0000	64.623.032,0000
TR1	0	4.000.000	0,0000	9.080.000,0000	9.080.000,0000

IBEX Growth Market 15			Hora			
			Time			
Anterior	Previous	2.127,5	Máximo	Max	2.143,4	17:24:42
Inicial	Open	2.126,1	Mínimo	Min	2.120,9	09:00:09
Cierre	Close	2.142,2	Variación	Change	+14,7	
Medio	Mid	2.131,2	%Variación	%change	0,69%	

Valor medio del índice IBEX Growth Market 15 cada 10' (Index Average every 10')



## Hechos Relevantes Públicos que afectan al IBEX GROWTH MARKET 15

### Hechos Relevantes que afectan al cálculo del índice IBEX Growth Market 15

21/03/2022	ADL	ADL BIONATUR	AJUSTE REV. IBEX GROWTH MARKET® 15: +93.022 ACCS.
21/03/2022	ART	ARTECHE	AJUSTE REV. IBEX GROWTH MARKET® 15 (EXCLUSIÓN)
21/03/2022	CLR	CLERHP ESTR.	AJUSTE REV. IBEX GROWTH MARKET® 15 (EXCLUSIÓN)
21/03/2022	EIDF	EIDF	AJUSTE REV. IBEX GROWTH MARKET® 15 (INCLUSIÓN): +2.716.084 ACCS.
21/03/2022	END	ENDURANCE MO	AJUSTE REV. IBEX GROWTH MARKET® 15 (INCLUSIÓN): +3.429.600 ACCS.
21/03/2022	IZER	IZERTIS	AJUSTE IBEX GROWTH MARKET® 15 (CAMBIO FF): +2.387.841 ACCS.
21/03/2022	MAKS	MAKING SCIEN	AJUSTE REV. IBEX GROWTH MARKET® 15 (EXCLUSIÓN)
21/03/2022	SNG	SINGULAR PEO	AJUSTE REV. IBEX GROWTH MARKET® 15 (INCLUSIÓN): +16.155.758 ACCS.
21/03/2022	TR1	TIER 1 TECH.	AJUSTE REV. IBEX GROWTH MARKET® 15 (INCLUSIÓN): +4.000.000 ACCS.

## Relevant Facts related to IBEX GROWTH MARKET 15 index

### Relevant Facts related to IBEX Growth Market 15 index calculation

21/03/2022	ADL	ADL BIONATUR	ADJUSTMENT REVIEW IBEX GROWTH MARKET® 15: +93,022 SHARES
21/03/2022	ART	ARTECHE	ADJUSTMENT REVIEW IBEX GROWTH MARKET® 15 (EXCLUSION)
21/03/2022	CLR	CLERHP ESTR.	ADJUSTMENT REVIEW IBEX GROWTH MARKET® 15 (EXCLUSION)

21/03/2022	EIDF	EIDF	ADJUSTMENT REVIEW IBEX GROWTH MARKET® 15 (INCLUSION): +2,716,084 SHARES
21/03/2022	END	ENDURANCE MO	ADJUSTMENT REVIEW IBEX GROWTH MARKET® 15 (INCLUSION): +3,429,600 SHARES
21/03/2022	IZER	IZERTIS	ADJUSTMENT IBEX GROWTH MARKET® 15 (FF FACTOR CHANGE): +2,387,841 SHARES
21/03/2022	MAKS	MAKING SCIEN	ADJUSTMENT REVIEW IBEX GROWTH MARKET® 15 (EXCLUSION)
21/03/2022	SNG	SINGULAR PEO	ADJUSTMENT REVIEW IBEX GROWTH MARKET® 15 (INCLUSION): +16,155,758 SHARES
21/03/2022	TR1	TIER 1 TECH.	ADJUSTMENT REVIEW IBEX GROWTH MARKET® 15 (INCLUSION): +4,000,000 SHARES