

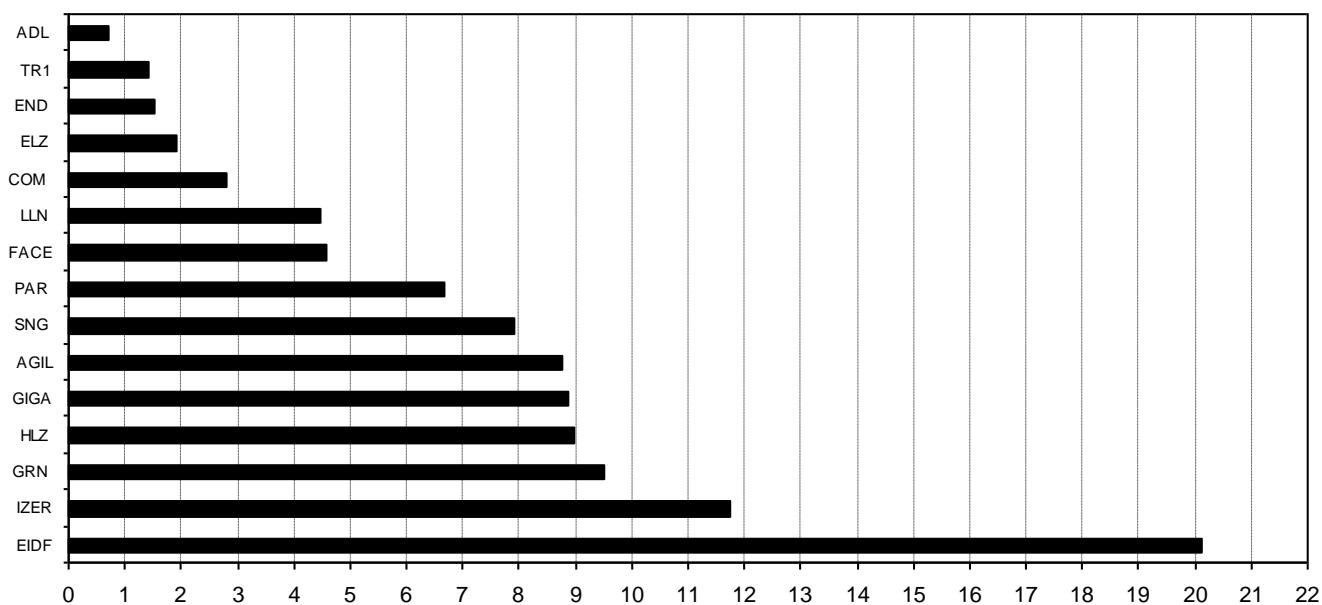
## Composición del índice IBEX GROWTH MARKET 15 al cierre de: 03/06/2022 antes de ajuste

*Index constituents of IBEX GROWTH MARKET 15 at the closing of: 03/06/2022 before adjustment*

Cód. Sym.	Valor Company	Ajuste Free-Float Free-Float Adjust.	# Acciones # Shares	Cierre € Closing €	Capitalización € Capitalisation €	% Ponderación % Weighting
EIDF	EIDF	20%	2.716.084	60,2000	163.508.256,8000	20,13
IZER	IZERTIS	50%	11.704.285	8,1600	95.506.965,6000	11,76
GRN	GREENALIA	20%	4.434.194	17,4000	77.154.975,6000	9,50
HLZ	HOLALUZ	30%	6.421.069	11,3500	72.879.133,1500	8,97
GIGA	GIGAS HOSTIN	70%	8.151.056	8,8400	72.055.335,0400	8,87
AGIL	AGILE CONTEN	60%	12.628.204	5,6400	71.223.070,5600	8,77
SNG	SINGULAR PEO	30%	16.155.758	3,9800	64.299.916,8400	7,92
PAR	PARLEM	60%	9.653.474	5,6000	54.059.454,4000	6,66
FACE	FACEPHI BIO	80%	12.274.694	3,0400	37.315.069,7600	4,59
LLN	LLEIDANETWOR	60%	9.629.966	3,7600	36.208.672,1600	4,46
COM	CATENON	60%	11.240.309	2,0300	22.817.827,2700	2,81
ELZ	ELZINC	40%	51.420.666	0,3020	15.529.041,1320	1,91
END	ENDURANCE MO	40%	3.465.990	3,5600	12.338.924,4000	1,52
TR1	TIER 1 TECH.	40%	4.000.000	2,8700	11.480.000,0000	1,41
ADL	ADL BIONATUR	40%	19.261.811	0,3020	5.817.066,9220	0,72
			<b>183.157.560</b>			<b>100,00</b>

**IBEX GROWTH MARKET 15 de cierre: 2.447,9 Capitalización total: 812.193.709,6340 €**

**% Ponderación IBEX GROWTH MARKET 15**



## Composición del índice IBEX GROWTH MARKET 15 al cierre de: 03/06/2022 después de ajuste

Index constituents of IBEX GROWTH MARKET 15 at the closing of: 03/06/2022 after adjustment

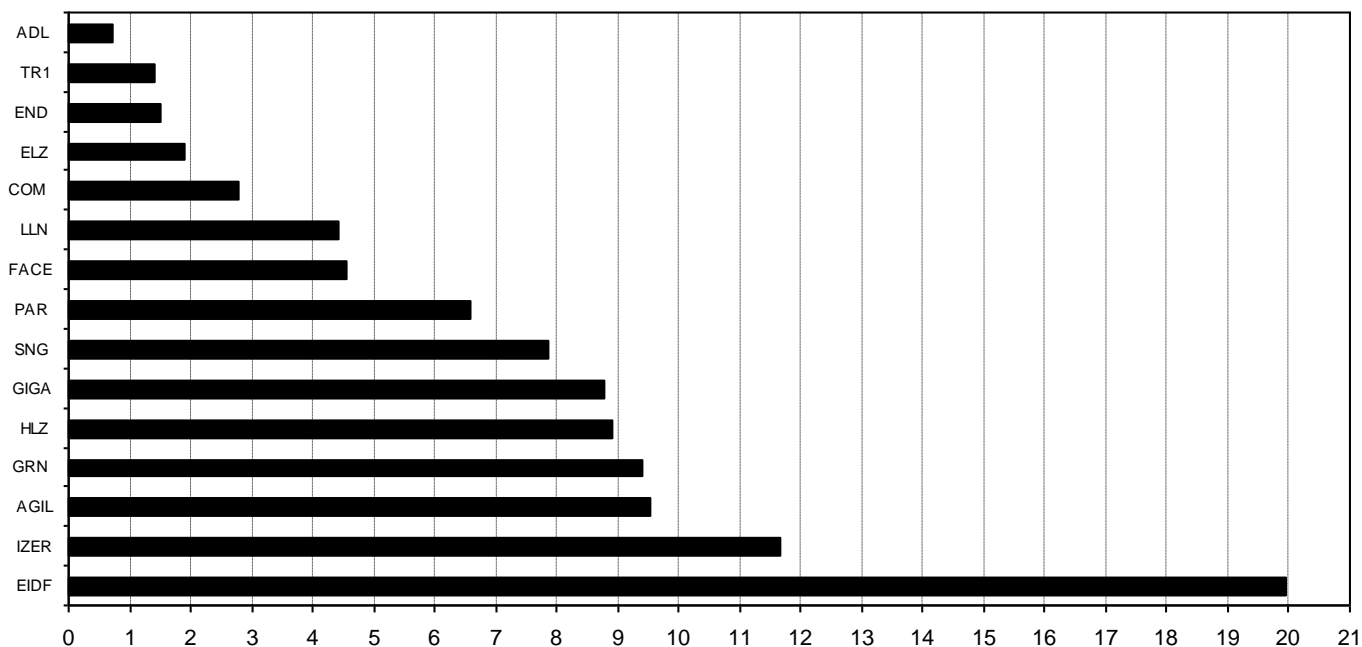
Cód. Sym.	Valor Company	Ajuste Free-Float Free-Float Adjust.	# Acciones # Shares	Cierre € Closing €	Capitalización € Capitalisation €	% Ponderación % Weighting
EIDF	EIDF	20%	2.716.084	60,2000	163.508.256,8000	19,96
IZER	IZERTIS	50%	11.704.285	8,1600	95.506.965,6000	11,66
AGIL	AGILE CONTEN	60%	13.865.767	5,6400	78.202.925,8800	9,55
GRN	GREENALIA	20%	4.434.194	17,4000	77.154.975,6000	9,42
HLZ	HOLALUZ	30%	6.421.069	11,3500	72.879.133,1500	8,90
GIGA	GIGAS HOSTIN	70%	8.151.056	8,8400	72.055.335,0400	8,80
SNG	SINGULAR PEO	30%	16.155.758	3,9800	64.299.916,8400	7,85
PAR	PARLEM	60%	9.653.474	5,6000	54.059.454,4000	6,60
FACE	FACEPHI BIO	80%	12.274.694	3,0400	37.315.069,7600	4,56
LLN	LLEIDANETWOR	60%	9.629.966	3,7600	36.208.672,1600	4,42
COM	CATENON	60%	11.240.309	2,0300	22.817.827,2700	2,79
ELZ	ELZINC	40%	51.420.666	0,3020	15.529.041,1320	1,90
END	ENDURANCE MO	40%	3.465.990	3,5600	12.338.924,4000	1,51
TR1	TIER 1 TECH.	40%	4.000.000	2,8700	11.480.000,0000	1,40
ADL	ADL BIONATUR	40%	19.261.811	0,3020	5.817.066,9220	0,71

184.395.123

100,00

IBEX GROWTH MARKET 15 de cierre: 2.447,9 Capitalización total: 819.173.564,9540 €

% Ponderación IBEX GROWTH MARKET 15



# Informe de ajuste IBEX GROWTH MARKET 15

## IBEX GROWTH MARKET 15 adjustment report

03/06/2022 18:10:26

Indice antes de ajuste <i>Index before adjustment</i>	Indice después de ajuste <i>Index after adjustment</i>	Capitalización antes de ajuste <i>Market Capitalisation before adjustment</i>	Capitalización después de ajuste <i>Market Capitalisation after adjustment</i>	"J" de ajuste <i>"J" (Mkt. K2 - K1)</i>	Divisor IBEX GROWTH 15 <i>IBEX GROWTH 15 Divisor</i>
2.447,9	2.447,9	812.193.709,6340	819.173.564,9540	6.979.855,3200	334.647

Símbolo <i>Sym.</i>	Títulos antes de ajuste <i>Shares before adjustment</i>	Títulos después de ajuste <i>Shares after adjustment</i>	Capitalización antes de ajuste <i>Capitalisation before adjustment</i>	Capitalización después de ajuste <i>Capitalisation after adjustment</i>	Diferencia de Capitalizaciones <i>Capitalisation difference</i>
AGIL	12.628.204	13.865.767	71.223.070,5600	78.202.925,8800	6.979.855,3200

### Bajas en IBEX GROWTH MARKET 15

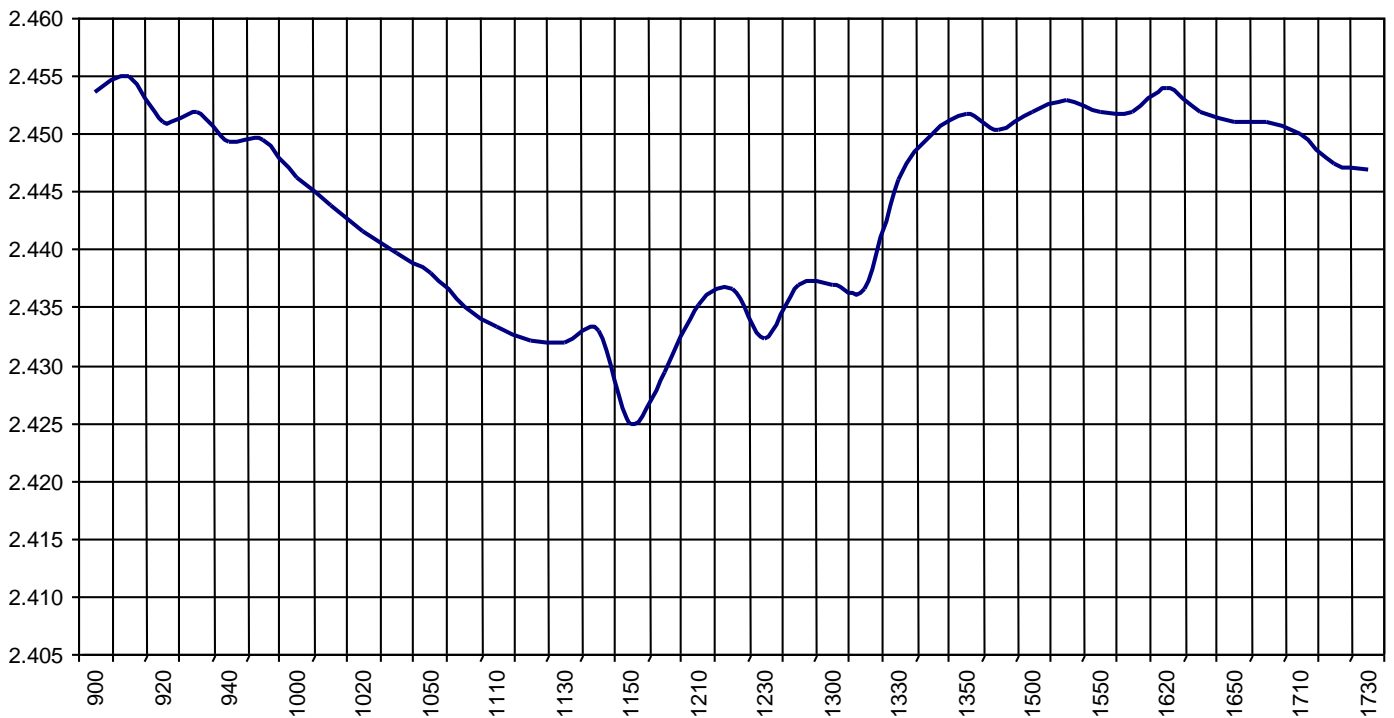
IBEX GROWTH MARKET 15 deletions

### Altas en IBEX GROWTH MARKET 15

IBEX GROWTH MARKET 15 additions

IBEX Growth Market 15			Hora			
			Time			
Anterior	Previous	2.454,4	Máximo	Max	2.459,0	09:06:53
Inicial	Open	2.454,1	Mínimo	Min	2.415,7	11:59:03
Cierre	Close	2.447,9	Variación	Change	-6,5	
Medio	Mid	2.440,4	%Variación	%change	-0,26%	

Valor medio del índice IBEX Growth Market 15 cada 10' (Index Average every 10')



**Hechos Relevantes Públicos que afectan al IBEX GROWTH MARKET 15**

**Hechos Relevantes que afectan al cálculo del índice IBEX Growth Market 15**

06/06/2022 AGIL AGILE CONTEN AJUSTE POR INTEGRACIÓN DE 1.237.563 ACCS.

**Relevant Facts related to IBEX GROWTH MARKET 15 index**

**Relevant Facts related to IBEX Growth Market 15 index calculation**

06/06/2022 AGIL AGILE CONTEN ADJUSTMENT FOR INTEGRATION OF 1,237,563 SHARES