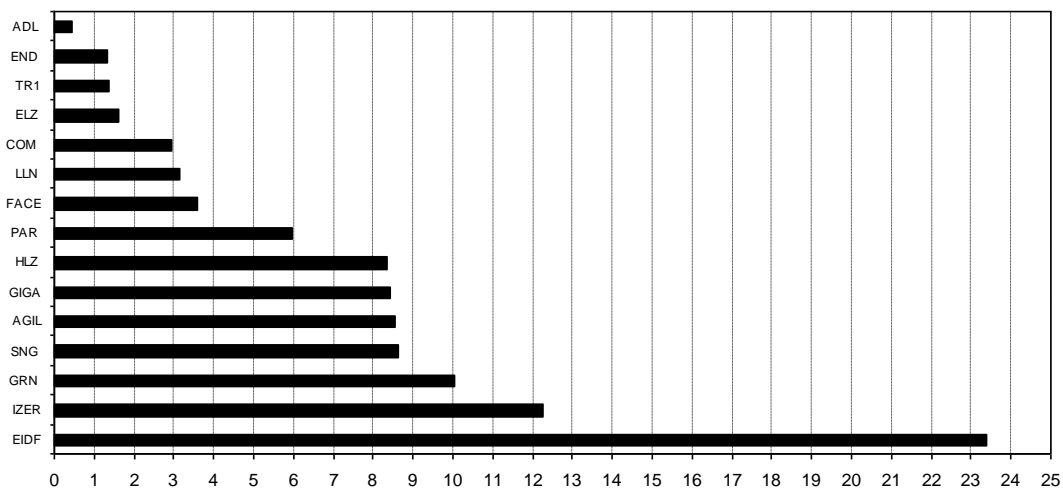


Composición del índice IBEX GROWTH MARKET 15 al cierre de: 11/07/2022 antes de ajuste
Index constituents of IBEX GROWTH MARKET 15 at the closing of: 11/07/2022 before adjustment

Cód. Sym.	Valor Company	Ajuste Free-Float Free-Float Adjust.	# Acciones # Shares	Cierre € Closing €	Capitalización € Capitalisation €	% Ponderación % Weighting
EIDF	EIDF	20%	2.716.084	66,2000	179.804.760,8000	23,39
IZER	IZERTIS	50%	11.704.285	8,0400	94.102.451,4000	12,24
GRN	GREENALIA	20%	4.434.194	17,4000	77.154.975,6000	10,04
SNG	SINGULAR PEO	30%	16.155.758	4,1100	66.400.165,3800	8,64
AGIL	AGILE CONTEN	60%	13.865.767	4,7500	65.862.393,2500	8,57
GIGA	GIGAS HOSTIN	70%	8.151.056	7,9600	64.882.405,7600	8,44
HLZ	HOLALUZ	30%	6.421.069	10,0000	64.210.690,0000	8,35
PAR	PARLEM	60%	9.653.474	4,7400	45.757.466,7600	5,95
FACE	FACEPHI BIO	80%	12.274.694	2,2500	27.618.061,5000	3,59
LLN	LLEIDANETWOR	60%	9.629.966	2,5000	24.074.915,0000	3,13
COM	CATENON	60%	11.240.309	2,0000	22.480.618,0000	2,92
ELZ	ELZINC	40%	51.420.666	0,2390	12.289.539,1740	1,60
TR1	TIER 1 TECH.	40%	4.000.000	2,6300	10.520.000,0000	1,37
END	ENDURANCE MO	40%	3.465.990	2,9300	10.155.350,7000	1,32
ADL	ADL BIONATUR	40%	19.476.097	0,1778	3.462.850,0466	0,45
						184.609.409
						100,00

IBEX GROWTH MARKET 15 de cierre: 2.297,1 Capitalización total: 768.776.643,3706 €

% Ponderación IBEX GROWTH MARKET 15



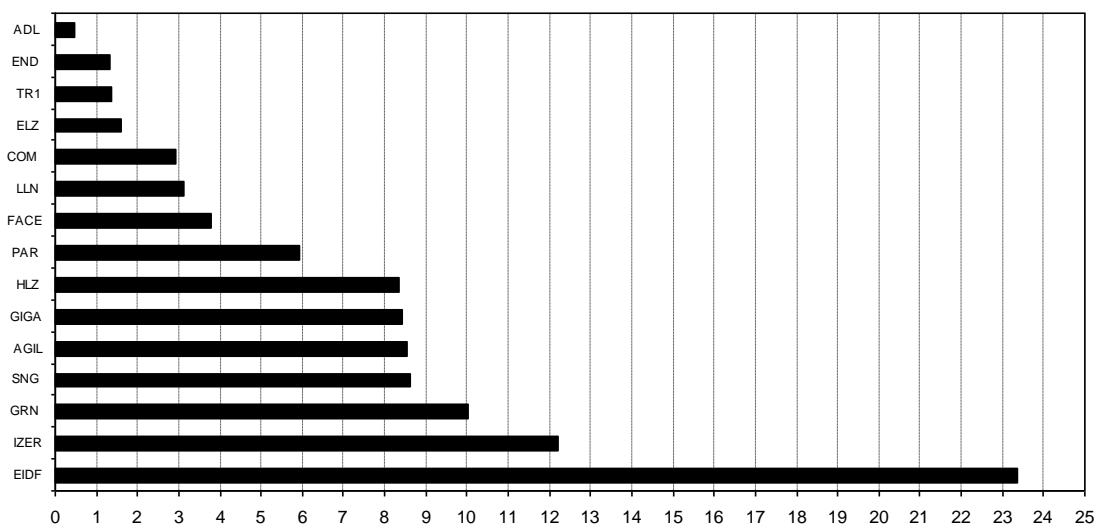
Composición del índice IBEX GROWTH MARKET 15 al cierre de: 11/07/2022 después de ajuste

Index constituents of IBEX GROWTH MARKET 15 at the closing of: 11/07/2022 after adjustment

Cód. Sym.	Valor Company	Ajuste Free-Float Free-Float Adjust.	# Acciones # Shares	Cierre € Closing €	Capitalización € Capitalisation €	% Ponderación % Weighting
EIDF	EIDF	20%	2.716.084	66,2000	179.804.760,8000	23,35
IZER	IZERTIS	50%	11.704.285	8,0400	94.102.451,4000	12,22
GRN	GREENALIA	20%	4.434.194	17,4000	77.154.975,6000	10,02
SNG	SINGULAR PEO	30%	16.155.758	4,1100	66.400.165,3800	8,62
AGIL	AGILE CONTEN	60%	13.865.767	4,7500	65.862.393,2500	8,55
GIGA	GIGAS HOSTIN	70%	8.151.056	7,9600	64.882.405,7600	8,42
HLZ	HOLALUZ	30%	6.421.069	10,0000	64.210.690,0000	8,34
PAR	PARLEM	60%	9.653.474	4,7400	45.757.466,7600	5,94
FACE	FACEPHI BIO	80%	12.893.802	2,2500	29.011.054,5000	3,77
LLN	LLEIDANETWOR	60%	9.629.966	2,5000	24.074.915,0000	3,13
COM	CATENON	60%	11.240.309	2,0000	22.480.618,0000	2,92
ELZ	ELZINC	40%	51.420.666	0,2390	12.289.539,1740	1,60
TR1	TIER 1 TECH.	40%	4.000.000	2,6300	10.520.000,0000	1,37
END	ENDURANCE MO	40%	3.465.990	2,9300	10.155.350,7000	1,32
ADL	ADL BIONATUR	40%	19.476.097	0,1778	3.462.850,0466	0,45
185.228.517						100,00

IBEX GROWTH MARKET 15 de cierre: 2.297,1 Capitalización total: 770.169.636,3706 €

% Ponderación IBEX GROWTH MARKET 15



Informe de ajuste IBEX GROWTH MARKET 15

IBEX GROWTH MARKET 15 adjustment report

11/07/2022 18:10:07

Indice antes de ajuste <i>Index before adjustment</i>	Indice después de ajuste <i>Index after adjustment</i>	Capitalización antes de ajuste <i>Market Capitalisation before adjustment</i>	Capitalización después de ajuste <i>Market Capitalisation after adjustment</i>	"J" de ajuste <i>"J" (Mkt. K2 - K1)</i>	Divisor IBEX GROWTH 15 <i>IBEX GROWTH 15 Divisor</i>
2.297,1	2.297,1	768.776.643,3706	770.169.636,3706	1.392.993,0000	335.278

Símbolo <i>Sym.</i>	Títulos antes de ajuste <i>Shares before adjustment</i>	Títulos después de ajuste <i>Shares after adjustment</i>	Capitalización antes de ajuste <i>Capitalisation before adjustment</i>	Capitalización después de ajuste <i>Capitalisation after adjustment</i>	Diferencia de Capitalizaciones <i>Capitalisation difference</i>
FACE	12.274.694	12.893.802	27.618.061,5000	29.011.054,5000	1.392.993,0000

Bajas en IBEX GROWTH MARKET 15

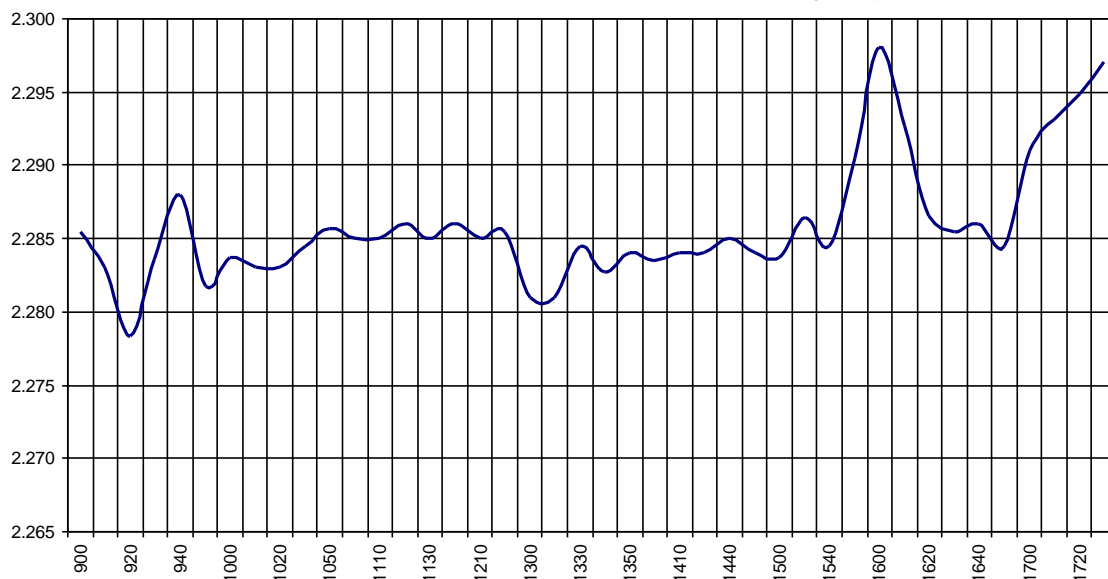
IBEX GROWTH MARKET 15 deletions

Altas en IBEX GROWTH MARKET 15

IBEX GROWTH MARKET 15 additions

IBEX Growth Market 15			Hora			
			Time			
Anterior	Previous	2.294,0	Máximo	Max	2.300,1	16:10:04
Inicial	Open	2.289,2	Mínimo	Min	2.276,2	09:27:16
Cierre	Close	2.297,1	Variación	Change	+3,1	
Medio	Mid	2.286,8	%Variación	%change	0,14%	

Valor medio del índice IBEX Growth Market 15 cada 10' (Index Average every 10')



Hechos Relevantes Públicos que afectan al IBEX GROWTH MARKET 15

Hechos Relevantes que afectan al cálculo del índice IBEX Growth Market 15

12/07/2022	FACE	FACEPHI BIO	AJUSTE POR INTEGRACIÓN DE 619.108 ACCS.
13/07/2022	GRN	GREENALIA	AJUSTE POR EXCLUSIÓN

Relevant Facts related to IBEX GROWTH MARKET 15 index

Relevant Facts related to IBEX Growth Market 15 index calculation

12/07/2022	FACE	FACEPHI BIO	ADJUSTMENT FOR INTEGRATION OF 619,108 SHARES
13/07/2022	GRN	GREENALIA	ADJUSTMENT FOR EXCLUSION