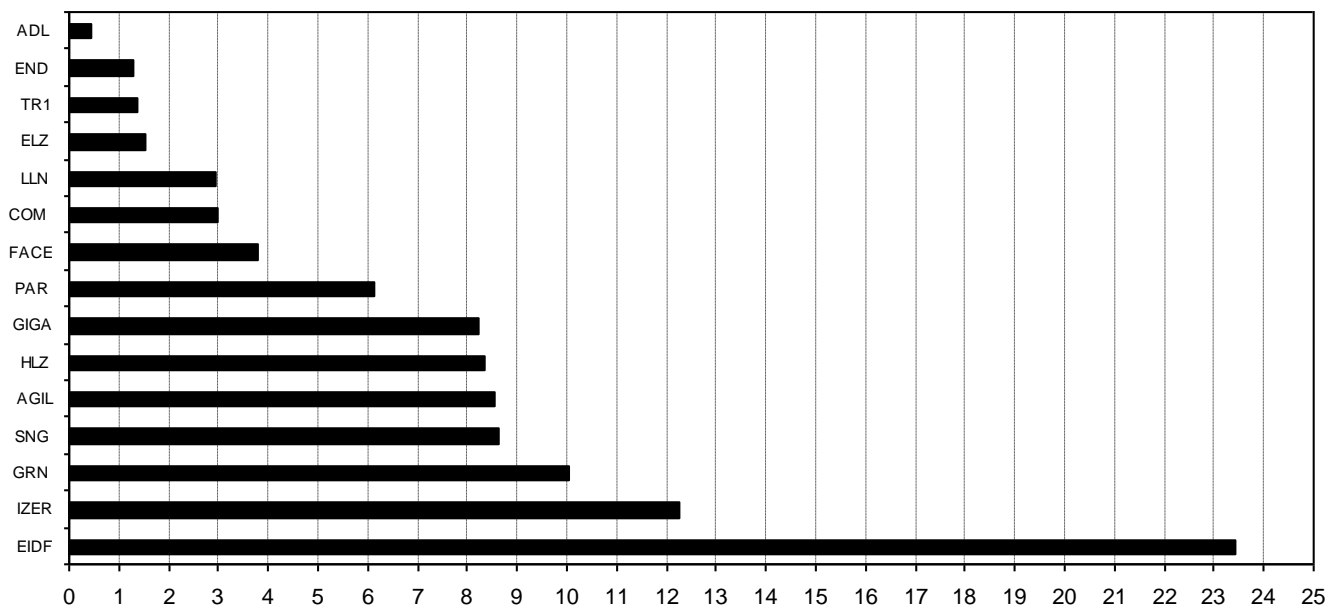


**Composición del índice IBEX GROWTH MARKET 15 al cierre de: 12/07/2022 antes de ajuste**  
*Index constituents of IBEX GROWTH MARKET 15 at the closing of: 12/07/2022 before adjustment*

Cód. Sym.	Valor Company	Ajuste Free-Float Free-Float Adjust.	# Acciones # Shares	Cierre € Closing €	Capitalización € Capitalisation €	% Ponderación % Weighting
EIDF	EIDF	20%	2.716.084	66,4000	180.347.977,6000	23,41
IZER	IZERTIS	50%	11.704.285	8,0800	94.570.622,8000	12,28
GRN	GREENALIA	20%	4.434.194	17,4500	77.376.685,3000	10,04
SNG	SINGULAR PEO	30%	16.155.758	4,1200	66.561.722,9600	8,64
AGIL	AGILE CONTEN	60%	13.865.767	4,7500	65.862.393,2500	8,55
HLZ	HOLALUZ	30%	6.421.069	10,0000	64.210.690,0000	8,33
GIGA	GIGAS HOSTIN	70%	8.151.056	7,7800	63.415.215,6800	8,23
PAR	PARLEM	60%	9.653.474	4,9000	47.302.022,6000	6,14
FACE	FACEPHI BIO	80%	12.893.802	2,2700	29.268.930,5400	3,80
COM	CATENON	60%	11.240.309	2,0400	22.930.230,3600	2,98
LLN	LLEIDANETWOR	60%	9.629.966	2,3500	22.630.420,1000	2,94
ELZ	ELZINC	40%	51.420.666	0,2300	11.826.753,1800	1,54
TR1	TIER 1 TECH.	40%	4.000.000	2,6300	10.520.000,0000	1,37
END	ENDURANCE MO	40%	3.465.990	2,9000	10.051.371,0000	1,30
ADL	ADL BIONATUR	40%	19.476.097	0,1800	3.505.697,4600	0,46
<b>185.228.517</b>						<b>100,00</b>

**IBEX GROWTH MARKET 15 de cierre: 2.297,7 Capitalización total: 770.380.732,8300 €**

**% Ponderación IBEX GROWTH MARKET 15**



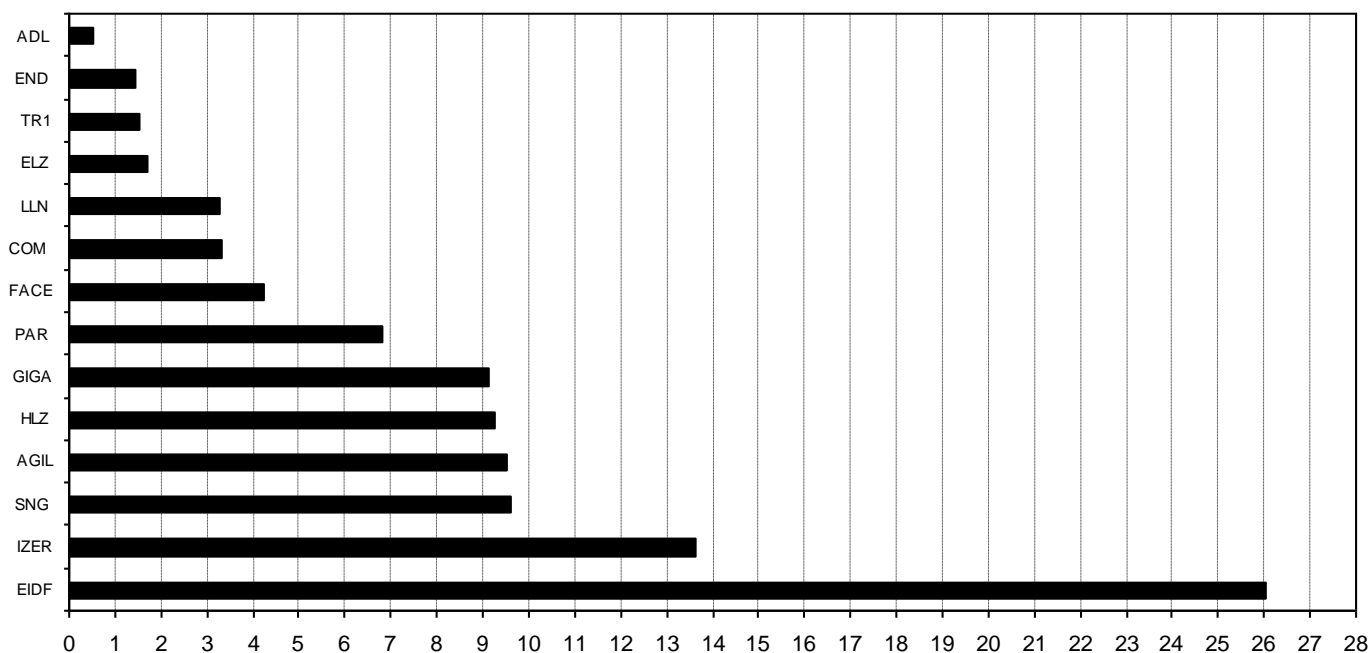
## Composición del índice IBEX GROWTH MARKET 15 al cierre de: 12/07/2022 después de ajuste

*Index constituents of IBEX GROWTH MARKET 15 at the closing of: 12/07/2022 after adjustment*

Cód. Sym.	Valor Company	Ajuste Free-Float Free-Float Adjust.	# Acciones # Shares	Cierre € Closing €	Capitalización € Capitalisation €	% Ponderación % Weighting
EIDF	EIDF	20%	2.716.084	66,4000	180.347.977,6000	26,02
IZER	IZERTIS	50%	11.704.285	8,0800	94.570.622,8000	13,65
SNG	SINGULAR PEO	30%	16.155.758	4,1200	66.561.722,9600	9,60
AGIL	AGILE CONTEN	60%	13.865.767	4,7500	65.862.393,2500	9,50
HLZ	HOLALUZ	30%	6.421.069	10,0000	64.210.690,0000	9,27
GIGA	GIGAS HOSTIN	70%	8.151.056	7,7800	63.415.215,6800	9,15
PAR	PARLEM	60%	9.653.474	4,9000	47.302.022,6000	6,83
FACE	FACEPHI BIO	80%	12.893.802	2,2700	29.268.930,5400	4,22
COM	CATENON	60%	11.240.309	2,0400	22.930.230,3600	3,31
LLN	LLEIDANETWOR	60%	9.629.966	2,3500	22.630.420,1000	3,27
ELZ	ELZINC	40%	51.420.666	0,2300	11.826.753,1800	1,71
TR1	TIER 1 TECH.	40%	4.000.000	2,6300	10.520.000,0000	1,52
END	ENDURANCE MO	40%	3.465.990	2,9000	10.051.371,0000	1,45
ADL	ADL BIONATUR	40%	19.476.097	0,1800	3.505.697,4600	0,51
						<b>180.794.323</b>
						<b>100,00</b>

**IBEX GROWTH MARKET 15 de cierre: 2.297,7 Capitalización total: 693.004.047,5300 €**

**% Ponderación IBEX GROWTH MARKET 15**



# Informe de ajuste IBEX GROWTH MARKET 15

## IBEX GROWTH MARKET 15 adjustment report

12/07/2022 18:07:04

Indice antes de ajuste <i>Index before adjustment</i>	Indice después de ajuste <i>Index after adjustment</i>	Capitalización antes de ajuste <i>Market Capitalisation before adjustment</i>	Capitalización después de ajuste <i>Market Capitalisation after adjustment</i>	"J" de ajuste <i>"J" (Mkt. K2 - K1)</i>	Divisor IBEX GROWTH 15 <i>IBEX GROWTH 15 Divisor</i>
2.297,7	2.297,7	770.380.732,8300	693.004.047,5300	-77.376.685,3000	301.603

Símbolo <i>Sym.</i>	Títulos antes de ajuste <i>Shares before adjustment</i>	Títulos después de ajuste <i>Shares after adjustment</i>	Capitalización antes de ajuste <i>Capitalisation before adjustment</i>	Capitalización después de ajuste <i>Capitalisation after adjustment</i>	Diferencia de Capitalizaciones <i>Capitalisation difference</i>
------------------------	--	---	---	--	--

### Bajas en IBEX GROWTH MARKET 15

IBEX GROWTH MARKET 15 deletions

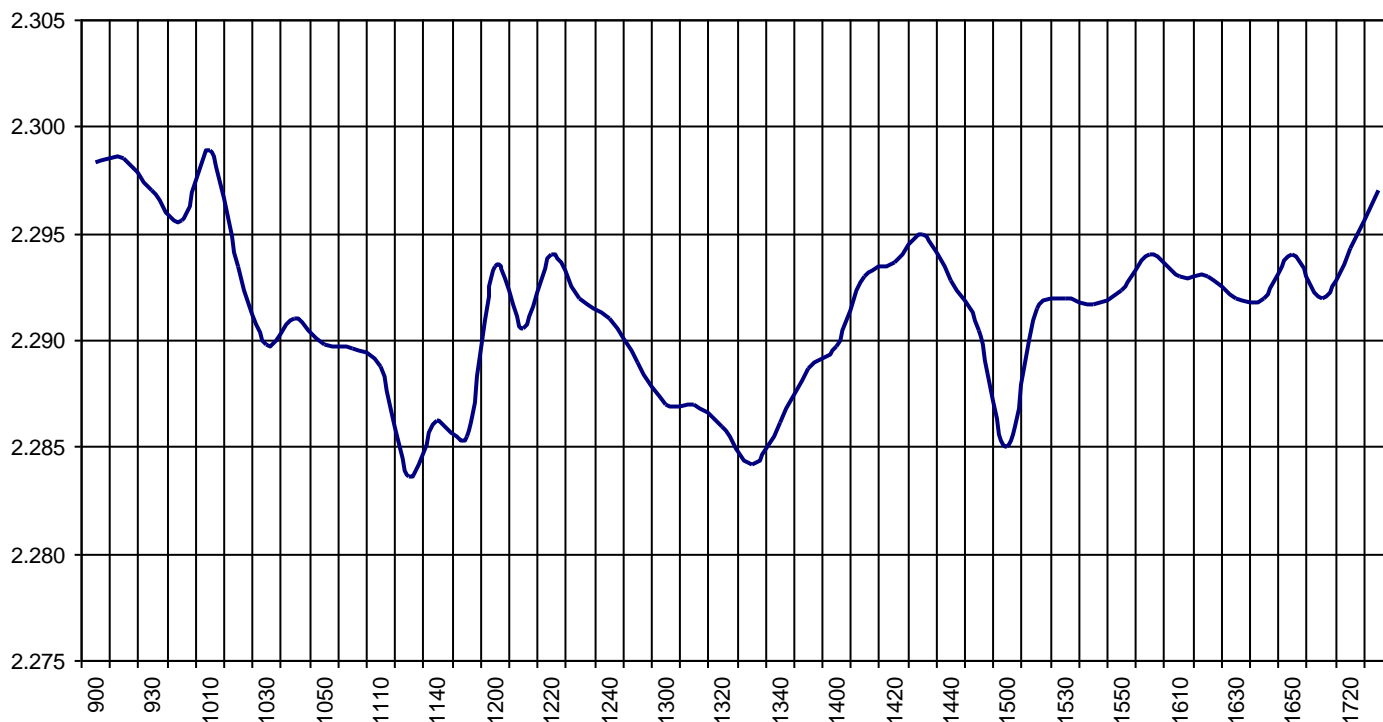
GRN	4.434.194	0	77.376.685,3000	0,0000	-77.376.685,3000
-----	-----------	---	-----------------	--------	------------------

### Altas en IBEX GROWTH MARKET 15

IBEX GROWTH MARKET 15 additions

IBEX Growth Market 15			Hora			
			Time			
Anterior	Previous	2.297,1	Máximo	Max	2.302,8	09:05:50
Inicial	Open	2.299,6	Mínimo	Min	2.281,6	11:55:39
Cierre	Close	2.297,7	Variación	Change	+0,6	
Medio	Mid	2.291,8	%Variación	%change	0,03%	

Valor medio del índice IBEX Growth Market 15 cada 10' (Index Average every 10')

**Hechos Relevantes Públicos que afectan al IBEX GROWTH MARKET 15****Hechos Relevantes que afectan al cálculo del índice IBEX Growth Market 15**

13/07/2022 GRN GREENALIA AJUSTE POR EXCLUSIÓN

**Relevant Facts related to IBEX GROWTH MARKET 15 index****Relevant Facts related to IBEX Growth Market 15 index calculation**

13/07/2022 GRN GREENALIA ADJUSTMENT FOR EXCLUSION