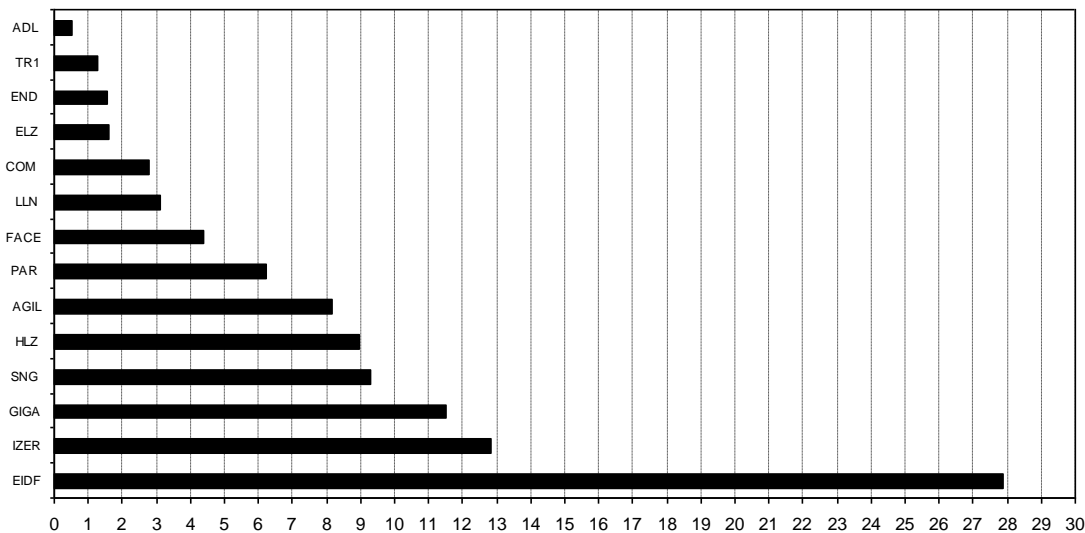


Composición del índice IBEX GROWTH MARKET 15 al cierre de: 19/08/2022 antes de ajuste
Index constituents of IBEX GROWTH MARKET 15 at the closing of: 19/08/2022 before adjustment

Cód. Sym.	Valor Company	Ajuste Free-Float Free-Float Adjust.	# Acciones # Shares	Cierre € Closing €	Capitalización € Capitalisation €	% Ponderación % Weighting
EIDF	EIDF	20%	2.716.084	75,0000	203.706.300,0000	27,87
IZER	IZERTIS	50%	11.704.285	8,0000	93.634.280,0000	12,81
GIGA	GIGAS HOSTIN	70%	8.151.056	10,3000	83.955.876,8000	11,49
SNG	SINGULAR PEO	30%	16.155.758	4,2000	67.854.183,6000	9,28
HLZ	HOLALUZ	30%	6.421.069	10,2000	65.494.903,8000	8,96
AGIL	AGILE CONTEN	60%	13.865.767	4,3000	59.622.798,1000	8,16
PAR	PARLEM	60%	9.653.474	4,7000	45.371.327,8000	6,21
FACE	FACEPHI BIO	80%	12.893.802	2,5000	32.234.505,0000	4,41
LLN	LLEIDANETWOR	60%	9.629.966	2,3500	22.630.420,1000	3,10
COM	CATENON	60%	11.240.309	1,8150	20.401.160,8350	2,79
ELZ	ELZINC	40%	51.420.666	0,2250	11.569.649,8500	1,58
END	ENDURANCE MO	40%	3.512.747	3,2700	11.486.682,6900	1,57
TR1	TIER 1 TECH.	40%	4.000.000	2,3400	9.360.000,0000	1,28
ADL	ADL BIONATUR	40%	19.476.097	0,1860	3.622.554,0420	0,50
180.841.080						100,00

IBEX GROWTH MARKET 15 de cierre: 2.423,1 Capitalización total IBEX GROWTH MARKET 15: 730.944.642,6170€

% Ponderación IBEX GROWTH MARKET 15



Composición del índice IBEX GROWTH MARKET 15 al cierre de: 19/08/2022 después de ajuste

Index constituents of IBEX GROWTH MARKET 15 at the closing of: 19/08/2022 after adjustment

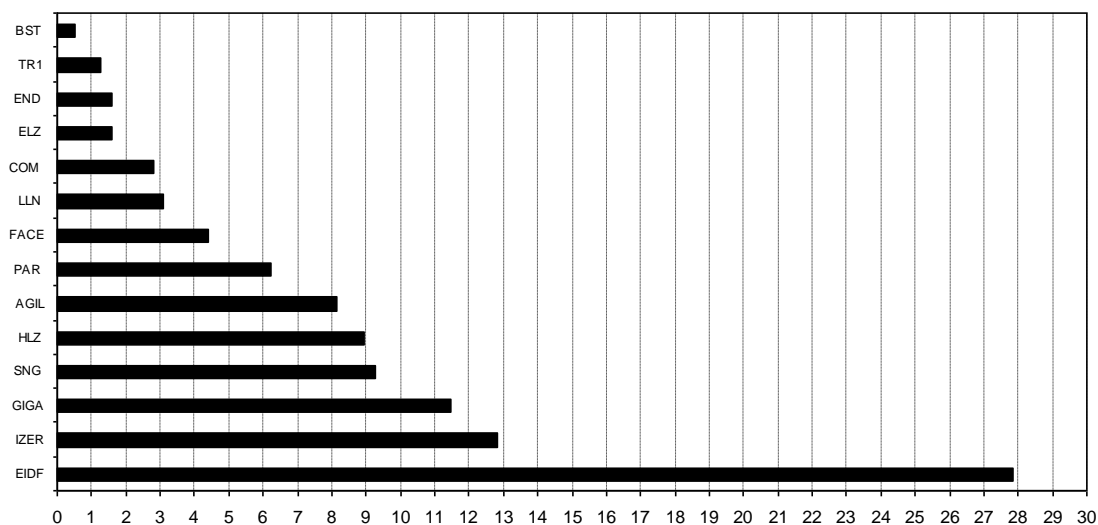
Cód. Sym.	Valor Company	Ajuste Free-Float Free-Float Adjust.	# Acciones # Shares	Cierre € Closing €	Capitalización € Capitalisation €	% Ponderación % Weighting
EIDF	EIDF	20%	2.716.084	75,0000	203.706.300,0000	27,87
IZER	IZERTIS	50%	11.704.285	8,0000	93.634.280,0000	12,81
GIGA	GIGAS HOSTIN	70%	8.151.056	10,3000	83.955.876,8000	11,49
SNG	SINGULAR PEO	30%	16.155.758	4,2000	67.854.183,6000	9,28
HLZ	HOLALUZ	30%	6.421.069	10,2000	65.494.903,8000	8,96
AGIL	AGILE CONTEN	60%	13.865.767	4,3000	59.622.798,1000	8,16
PAR	PARLEM	60%	9.653.474	4,7000	45.371.327,8000	6,21
FACE	FACEPHI BIO	80%	12.893.802	2,5000	32.234.505,0000	4,41
LLN	LLEIDANETWOR	60%	9.629.966	2,3500	22.630.420,1000	3,10
COM	CATENON	60%	11.240.309	1,8150	20.401.160,8350	2,79
ELZ	ELZINC	40%	51.420.666	0,2250	11.569.649,8500	1,58
END	ENDURANCE MO	40%	3.512.747	3,2700	11.486.682,6900	1,57
TR1	TIER 1 TECH.	40%	4.000.000	2,3400	9.360.000,0000	1,28
BST	BIOTECHNOLOG	40%	19.476.097	0,1860	3.622.554,0420	0,50

180.841.080

100,00

IBEX GROWTH MARKET 15 de cierre: 2.423,1 Capitalización tota IBEX GROWTH MARKET 15: 730.944.642,6170 €

% Ponderación IBEX GROWTH MARKET 15



Informe de ajuste IBEX GROWTH MARKET 15

IBEX GROWTH MARKET 15 adjustment report

19/08/2022 18:05:25

Indice antes de ajuste <i>Index before adjustment</i>	Indice después de ajuste <i>Index after adjustment</i>	Capitalización antes de ajuste <i>Market Capitalisation before adjustment</i>	Capitalización después de ajuste <i>Market Capitalisation after adjustment</i>	"J" de ajuste <i>"J" (Mkt. K2 - K1)</i>	Divisor IBEX GROWTH 15 <i>IBEX GROWTH 15 Divisor</i>
2.423,1	2.423,1	730.944.642,6170	730.944.642,6170	0,0000	301.662

Símbolo <i>Sym.</i>	Títulos antes de ajuste <i>Shares before adjustment</i>	Títulos después de ajuste <i>Shares after adjustment</i>	Capitalización antes de ajuste <i>Capitalisation before adjustment</i>	Capitalización después de ajuste <i>Capitalisation after adjustment</i>	Diferencia de Capitalizaciones <i>Capitalisation difference</i>
------------------------	--	---	---	--	--

Bajas en IBEX GROWTH MARKET 15

IBEX GROWTH MARKET 15 deletions

ADL	19.476.097	0	3.622.554,0420	0,0000	-3.622.554,0420
-----	------------	---	----------------	--------	-----------------

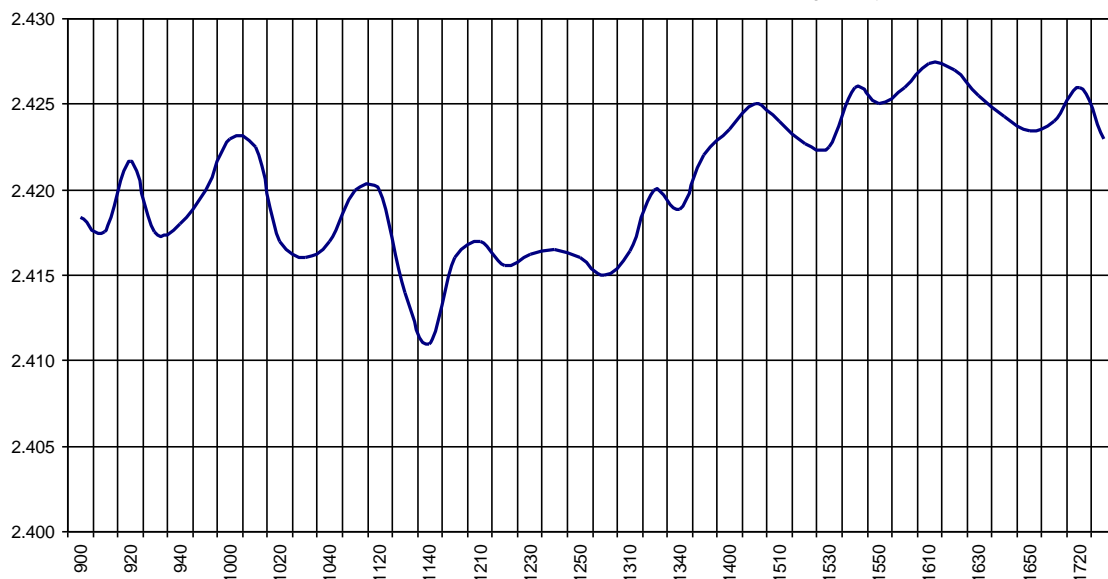
Altas en IBEX GROWTH MARKET 15

IBEX GROWTH MARKET 15 additions

BST	0	19.476.097	0,0000	3.622.554,0420	3.622.554,0420
-----	---	------------	--------	----------------	----------------

IBEX Growth Market 15					Hora	
					Time	
Anterior	Previous	2.419,3	Máximo	Max	2.428,6	16:29:04
Inicial	Open	2.419,3	Mínimo	Min	2.409,9	11:47:09
Cierre	Close	2.423,1	Variación	Change	+3,8	
Medio	Mid	2.420,2	%Variación	%change	0,16%	

Valor medio del índice IBEX Growth Market 15 cada 10' (Index Average every 10')



Hechos Relevantes Públicos que afectan al IBEX GROWTH MARKET 15

Hechos Relevantes que afectan al cálculo del índice IBEX Growth Market 15

22/08/2022	ADL	ADL BIONATUR	AJUSTE POR CAMBIO DE CÓDIGO SIBE DE "ADL" A "BST"
22/08/2022	BST	BIOTECHNOLOG	AJUSTE POR CAMBIO DE CÓDIGO SIBE DE "ADL" A "BST"

Relevant Facts related to IBEX GROWTH MARKET 15 index

Relevant Facts related to IBEX Growth Market 15 index calculation

22/08/2022	ADL	ADL BIONATUR	ADJUSTMENT FOR CHANGE IN SIBE'S CODE "ADL" FOR "BST"
22/08/2022	BST	BIOTECHNOLOG	ADJUSTMENT FOR CHANGE IN SIBE'S CODE "ADL" FOR "BST"