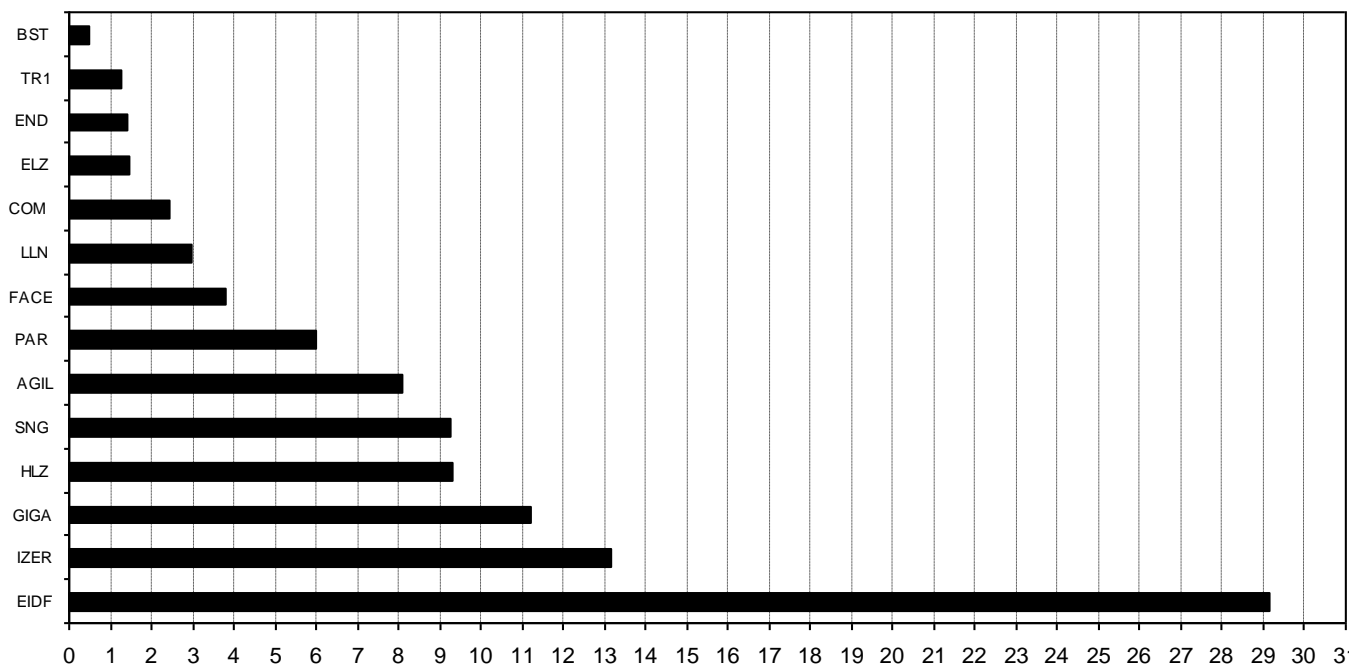


Composición del índice IBEX GROWTH MARKET 15 al cierre de: 02/09/2022 antes de ajuste
Index constituents of IBEX GROWTH MARKET 15 at the closing of: 02/09/2022 before adjustment

Cód. Sym.	Valor Company	Ajuste Free-Float Free-Float Adjust.	# Acciones # Shares	Cierre € Closing €	Capitalización € Capitalisation €	% Ponderación % Weighting
EIDF	EIDF	20%	2.716.084	79,0000	214.570.636,0000	29,17
IZER	IZERTIS	50%	11.704.285	8,2800	96.911.479,8000	13,17
GIGA	GIGAS HOSTIN	70%	8.151.056	10,1000	82.325.665,6000	11,19
HLZ	HOLALUZ	30%	6.421.069	10,6500	68.384.384,8500	9,30
SNG	SINGULAR PEO	30%	16.155.758	4,2200	68.177.298,7600	9,27
AGIL	AGILE CONTEN	60%	13.865.767	4,3000	59.622.798,1000	8,10
PAR	PARLEM	60%	9.653.474	4,5600	44.019.841,4400	5,98
FACE	FACEPHI BIO	80%	12.893.802	2,1700	27.979.550,3400	3,80
LLN	LLEIDANETWOR	60%	9.629.966	2,2600	21.763.723,1600	2,96
COM	CATENON	60%	11.240.309	1,6100	18.096.897,4900	2,46
ELZ	ELZINC	40%	51.420.666	0,2070	10.644.077,8620	1,45
END	ENDURANCE MO	40%	3.512.747	2,9600	10.397.731,1200	1,41
TR1	TIER 1 TECH.	40%	4.000.000	2,3200	9.280.000,0000	1,26
BST	BIOTECHNOLOG	40%	19.976.097	0,1740	3.475.840,8780	0,47
			181.341.080			100,00

IBEX GROWTH MARKET 15 de cierre: 2.438,4 Capitalización total IBEX GROWTH MARKET 15: 735.649.925,4000€

% Ponderación IBEX GROWTH MARKET 15



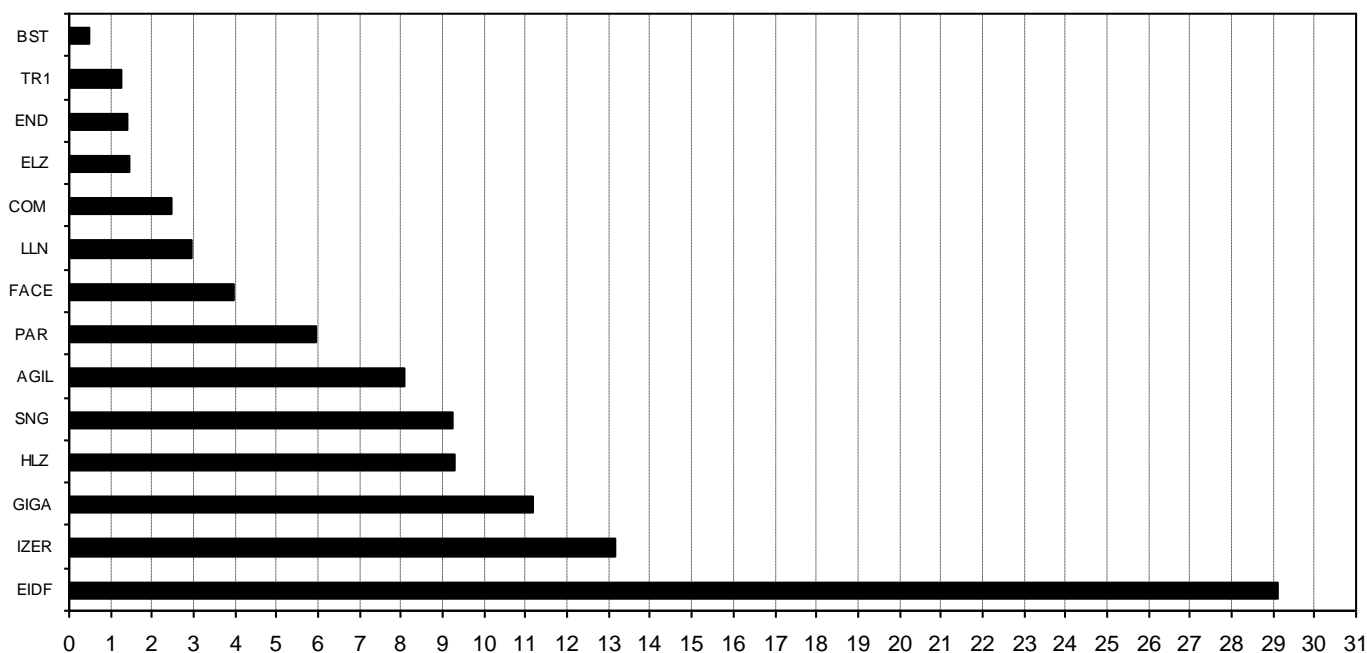
Composición del índice IBEX GROWTH MARKET 15 al cierre de: 02/09/2022 después de ajuste

Index constituents of IBEX GROWTH MARKET 15 at the closing of: 02/09/2022 after adjustment

Cód. Sym.	Valor Company	Ajuste Free-Float Free-Float Adjust.	# Acciones # Shares	Cierre € Closing €	Capitalización € Capitalisation €	% Ponderación % Weighting
EIDF	EIDF	20%	2.716.084	79,0000	214.570.636,0000	29,11
IZER	IZERTIS	50%	11.704.285	8,2800	96.911.479,8000	13,15
GIGA	GIGAS HOSTIN	70%	8.151.056	10,1000	82.325.665,6000	11,17
HLZ	HOLALUZ	30%	6.421.069	10,6500	68.384.384,8500	9,28
SNG	SINGULAR PEO	30%	16.155.758	4,2200	68.177.298,7600	9,25
AGIL	AGILE CONTEN	60%	13.865.767	4,3000	59.622.798,1000	8,09
PAR	PARLEM	60%	9.653.474	4,5600	44.019.841,4400	5,97
FACE	FACEPHI BIO	80%	13.541.401	2,1700	29.384.840,1700	3,99
LLN	LLEIDANETWOR	60%	9.629.966	2,2600	21.763.723,1600	2,95
COM	CATENON	60%	11.240.309	1,6100	18.096.897,4900	2,46
ELZ	ELZINC	40%	51.420.666	0,2070	10.644.077,8620	1,44
END	ENDURANCE MO	40%	3.512.747	2,9600	10.397.731,1200	1,41
TR1	TIER 1 TECH.	40%	4.000.000	2,3200	9.280.000,0000	1,26
BST	BIOTECHNOLOG	40%	19.976.097	0,1740	3.475.840,8780	0,47
						181.988.679
						100,00

IBEX GROWTH MARKET 15 de cierre: 2.438,4 Capitalización tota IBEX GROWTH MARKET 15: 737.055.215,2300 €

% Ponderación IBEX GROWTH MARKET 15



Informe de ajuste IBEX GROWTH MARKET 15

IBEX GROWTH MARKET 15 adjustment report

02/09/2022 18:11:55

Indice antes de ajuste <i>Index before adjustment</i>	Indice después de ajuste <i>Index after adjustment</i>	Capitalización antes de ajuste <i>Market Capitalisation before adjustment</i>	Capitalización después de ajuste <i>Market Capitalisation after adjustment</i>	"J" de ajuste <i>"J" (Mkt. K2 - K1)</i>	Divisor IBEX GROWTH 15 <i>IBEX GROWTH 15 Divisor</i>
2.438,4	2.438,4	735.649.925,4000	737.055.215,2300	1.405.289,8300	302.275

Símbolo <i>Sym.</i>	Títulos antes de ajuste <i>Shares before adjustment</i>	Títulos después de ajuste <i>Shares after adjustment</i>	Capitalización antes de ajuste <i>Capitalisation before adjustment</i>	Capitalización después de ajuste <i>Capitalisation after adjustment</i>	Diferencia de Capitalizaciones <i>Capitalisation difference</i>
FACE	12.893.802	13.541.401	27.979.550,3400	29.384.840,1700	1.405.289,8300

Bajas en IBEX GROWTH MARKET 15

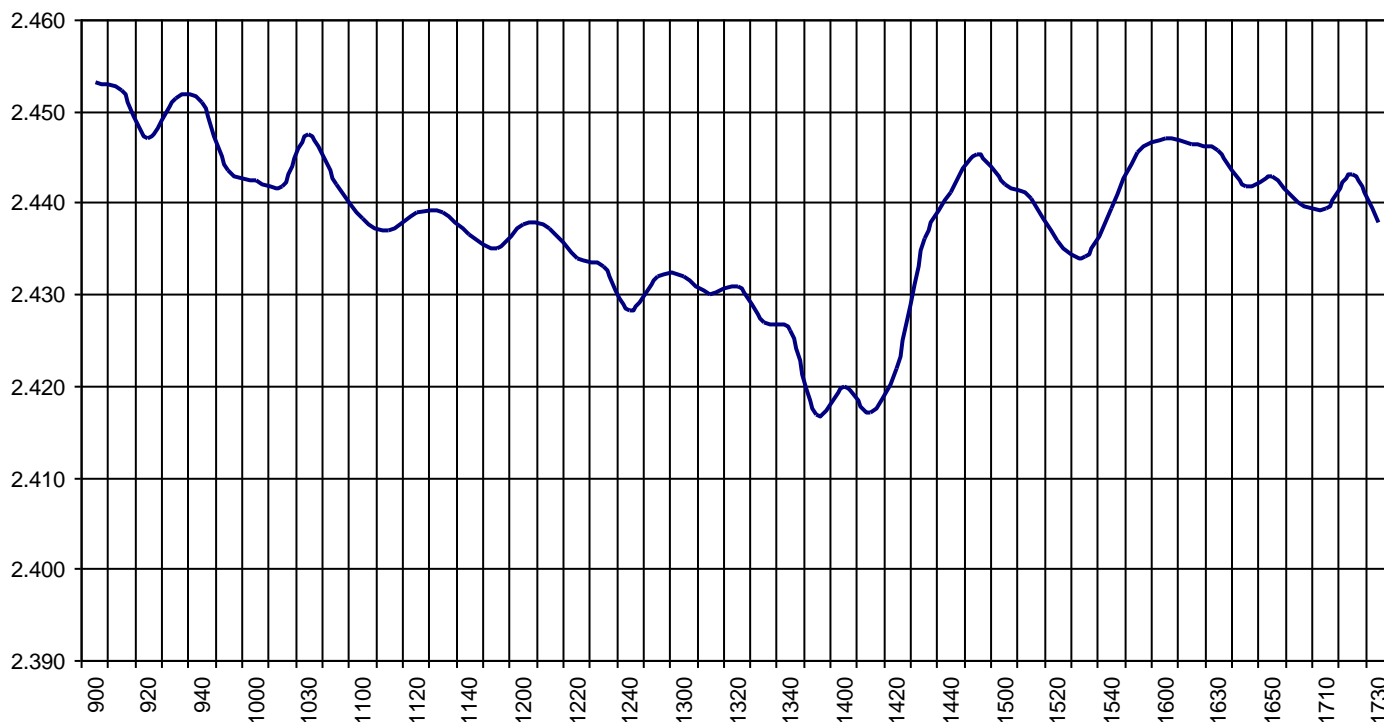
IBEX GROWTH MARKET 15 deletions

Altas en IBEX GROWTH MARKET 15

IBEX GROWTH MARKET 15 additions

IBEX Growth Market 15			Hora			
			Time			
Anterior	Previous	2.449,8	Máximo	Max	2.458,5	09:10:59
Inicial	Open	2.443,9	Mínimo	Min	2.411,9	13:57:18
Cierre	Close	2.438,4	Variación	Change	-11,4	
Medio	Mid	2.438,4	%Variación	%change	-0,47%	

Valor medio del índice IBEX Growth Market 15 cada 10' (Index Average every 10')

**Hechos Relevantes Públicos que afectan al IBEX GROWTH MARKET 15****Hechos Relevantes que afectan al cálculo del índice IBEX Growth Market 15**

05/09/2022 FACE FACEPHI BIO AJUSTE POR INTEGRACIÓN DE 647.599 ACCS.

Relevant Facts related to IBEX GROWTH MARKET 15 index**Relevant Facts related to IBEX Growth Market 15 index calculation**

05/09/2022 FACE FACEPHI BIO ADJUSTMENT FOR INTEGRATION OF 647,599 SHARES