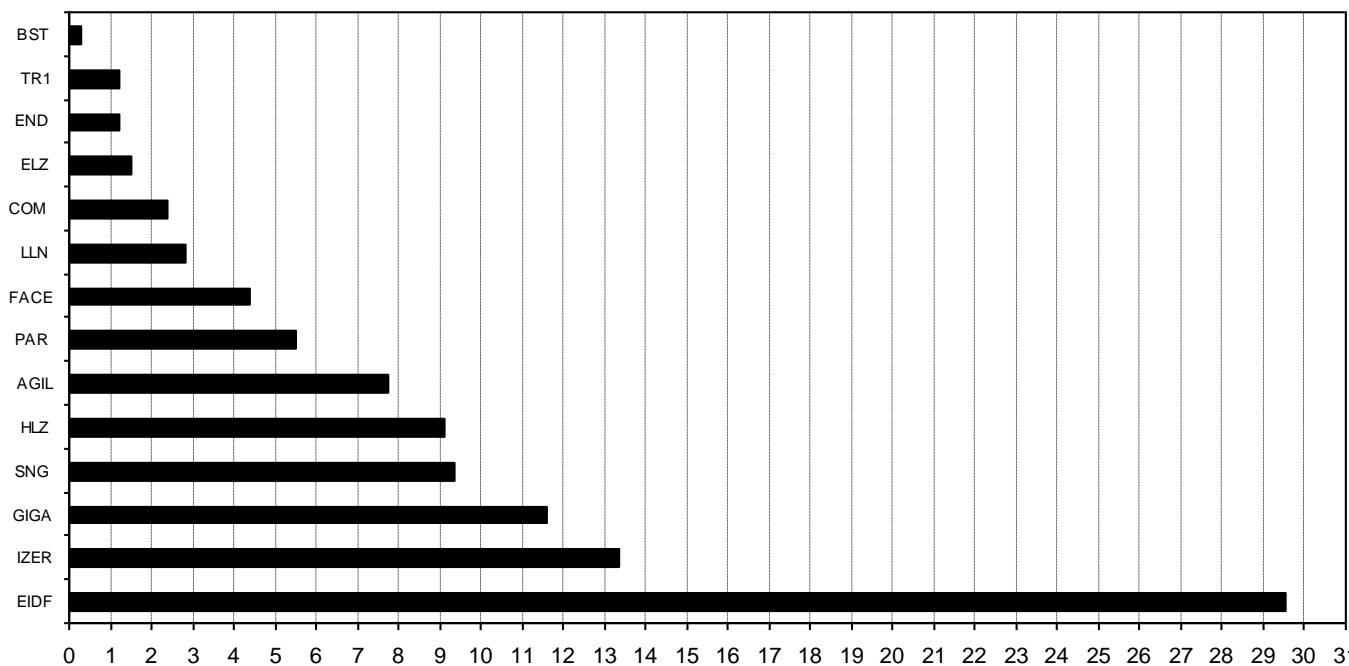


**Composición del índice IBEX GROWTH MARKET 15 al cierre de: 16/09/2022 antes de ajuste**  
*Index constituents of IBEX GROWTH MARKET 15 at the closing of: 16/09/2022 before adjustment*

Cód. Sym.	Valor Company	Ajuste Free-Float Free-Float Adjust.	# Acciones # Shares	Cierre € Closing €	Capitalización € Capitalisation €	% Ponderación % Weighting
EIDF	EIDF	20%	2.716.084	78,0000	211.854.552,0000	29,51
IZER	IZERTIS	50%	11.704.285	8,1800	95.741.051,3000	13,34
GIGA	GIGAS HOSTIN	70%	8.151.056	10,2000	83.140.771,2000	11,58
SNG	SNGULAR	30%	16.155.758	4,1500	67.046.395,7000	9,34
HLZ	HOLALUZ	30%	6.421.069	10,2000	65.494.903,8000	9,12
AGIL	AGILE CONTEN	60%	13.865.767	4,0000	55.463.068,0000	7,73
PAR	PARLEM	60%	9.653.474	4,0800	39.386.173,9200	5,49
FACE	FACEPHI BIO	80%	13.541.401	2,3300	31.551.464,3300	4,40
LLN	LLEIDANETWOR	60%	9.629.966	2,1000	20.222.928,6000	2,82
COM	CATENON	60%	11.240.309	1,5300	17.197.672,7700	2,40
ELZ	ELZINC	40%	51.420.666	0,2130	10.952.601,8580	1,53
END	ENDURANCE MO	40%	3.512.747	2,5000	8.781.867,5000	1,22
TR1	TIER1 TECHNO	40%	4.000.000	2,1800	8.720.000,0000	1,21
BST	BIOTECHNOLOG	40%	19.976.097	0,1130	2.257.298,9610	0,31
						<b>181.988.679</b>
						<b>100,00</b>

**IBEX GROWTH MARKET 15 de cierre: 2.374,7 Capitalización total IBEX GROWTH MARKET 15: 717.810.749,9390€**

**% Ponderación IBEX GROWTH MARKET 15**



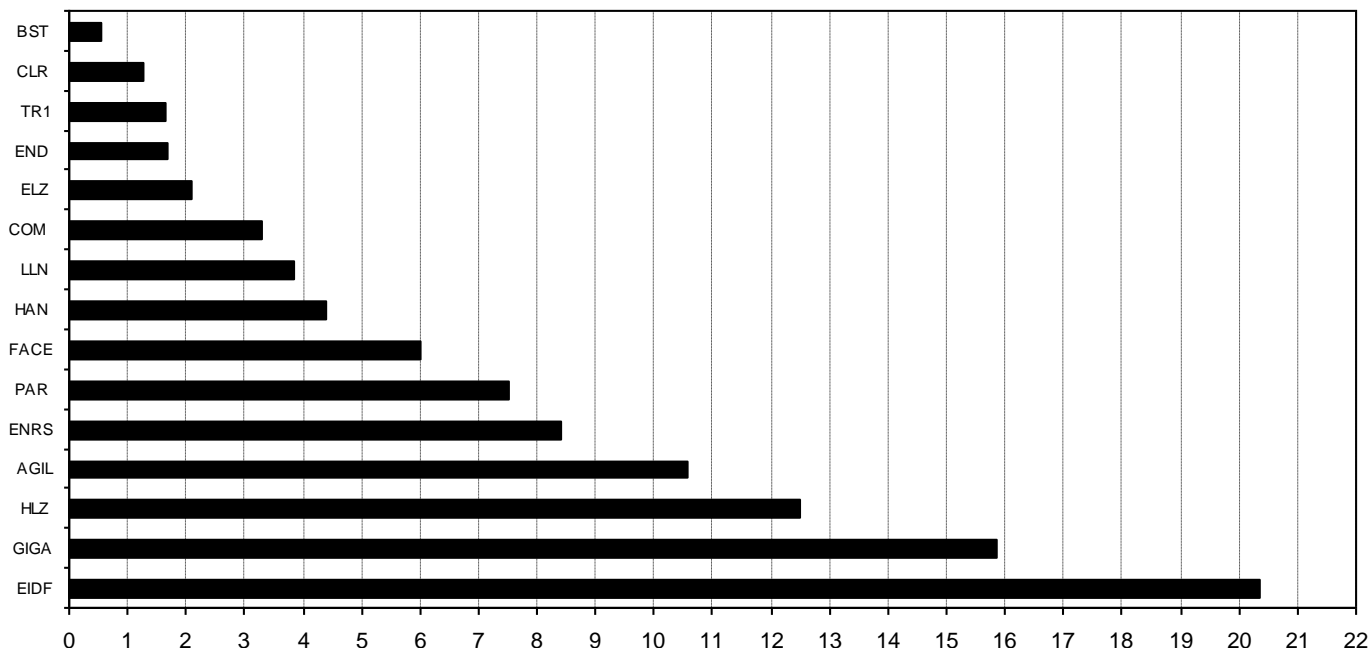
## Composición del índice IBEX GROWTH MARKET 15 al cierre de: 16/09/2022 después de ajuste

*Index constituents of IBEX GROWTH MARKET 15 at the closing of: 16/09/2022 after adjustment*

Cód. Sym.	Valor Company	Ajuste Free-Float Free-Float Adjust.	# Acciones # Shares	Cierre € Closing €	Capitalización € Capitalisation €	% Ponderación % Weighting
EIDF	EIDF	20%	1.366.174	78,0000	106.561.572,0000	20,34
GIGA	GIGAS HOSTIN	70%	8.151.056	10,2000	83.140.771,2000	15,87
HLZ	HOLALUZ	30%	6.421.069	10,2000	65.494.903,8000	12,50
AGIL	AGILE CONTEN	60%	13.865.767	4,0000	55.463.068,0000	10,58
ENRS	ENERSIDE ENE	20%	7.465.023	5,9000	44.043.635,7000	8,41
PAR	PARLEM	60%	9.653.474	4,0800	39.386.173,9200	7,52
FACE	FACEPHI BIO	80%	13.541.401	2,3300	31.551.464,3300	6,02
HAN	HANNUN	90%	28.144.239	0,8200	23.078.275,9800	4,40
LLN	LLEIDANETWOR	60%	9.629.966	2,1000	20.222.928,6000	3,86
COM	CATENON	60%	11.240.309	1,5300	17.197.672,7700	3,28
ELZ	ELZINC	40%	51.420.666	0,2130	10.952.601,8580	2,09
END	ENDURANCE MO	40%	3.512.747	2,5000	8.781.867,5000	1,68
TR1	TIER1 TECHNO	40%	4.000.000	2,1800	8.720.000,0000	1,66
CLR	CLERHP ESTR.	40%	4.030.707	1,6300	6.570.052,4100	1,25
BST	BIOTECHNOLOG	50%	24.970.121	0,1130	2.821.623,6730	0,54
<b>197.412.719</b>						<b>100,00</b>

**IBEX GROWTH MARKET 15 de cierre: 2.374,7 Capitalización tota IBEX GROWTH MARKET 15: 523.986.611,7410 €**

**% Ponderación IBEX GROWTH MARKET 15**



# Informe de ajuste IBEX GROWTH MARKET 15

## IBEX GROWTH MARKET 15 adjustment report

16/09/2022 18:15:34

Indice antes de ajuste <i>Index before adjustment</i>	Indice después de ajuste <i>Index after adjustment</i>	Capitalización antes de ajuste <i>Market Capitalisation before adjustment</i>	Capitalización después de ajuste <i>Market Capitalisation after adjustment</i>	"J" de ajuste <i>"J" (Mkt. K2 - K1)</i>	Divisor IBEX GROWTH 15 <i>IBEX GROWTH 15 Divisor</i>
2.374,7	2.374,7	717.810.749,9390	523.986.611,7410	-193.824.138,1980	220.654

Símbolo <i>Sym.</i>	Títulos antes de ajuste <i>Shares before adjustment</i>	Títulos después de ajuste <i>Shares after adjustment</i>	Capitalización antes de ajuste <i>Capitalisation before adjustment</i>	Capitalización después de ajuste <i>Capitalisation after adjustment</i>	Diferencia de Capitalizaciones <i>Capitalisation difference</i>
BST	19.976.097	24.970.121	2.257.298,9610	2.821.623,6730	564.324,7120
EIDF	2.716.084	1.366.174	211.854.552,0000	106.561.572,0000	-105.292.980,0000

### Bajas en IBEX GROWTH MARKET 15

#### IBEX GROWTH MARKET 15 deletions

IZER	11.704.285	0	95.741.051,3000	0,0000	-95.741.051,3000
SNG	16.155.758	0	67.046.395,7000	0,0000	-67.046.395,7000

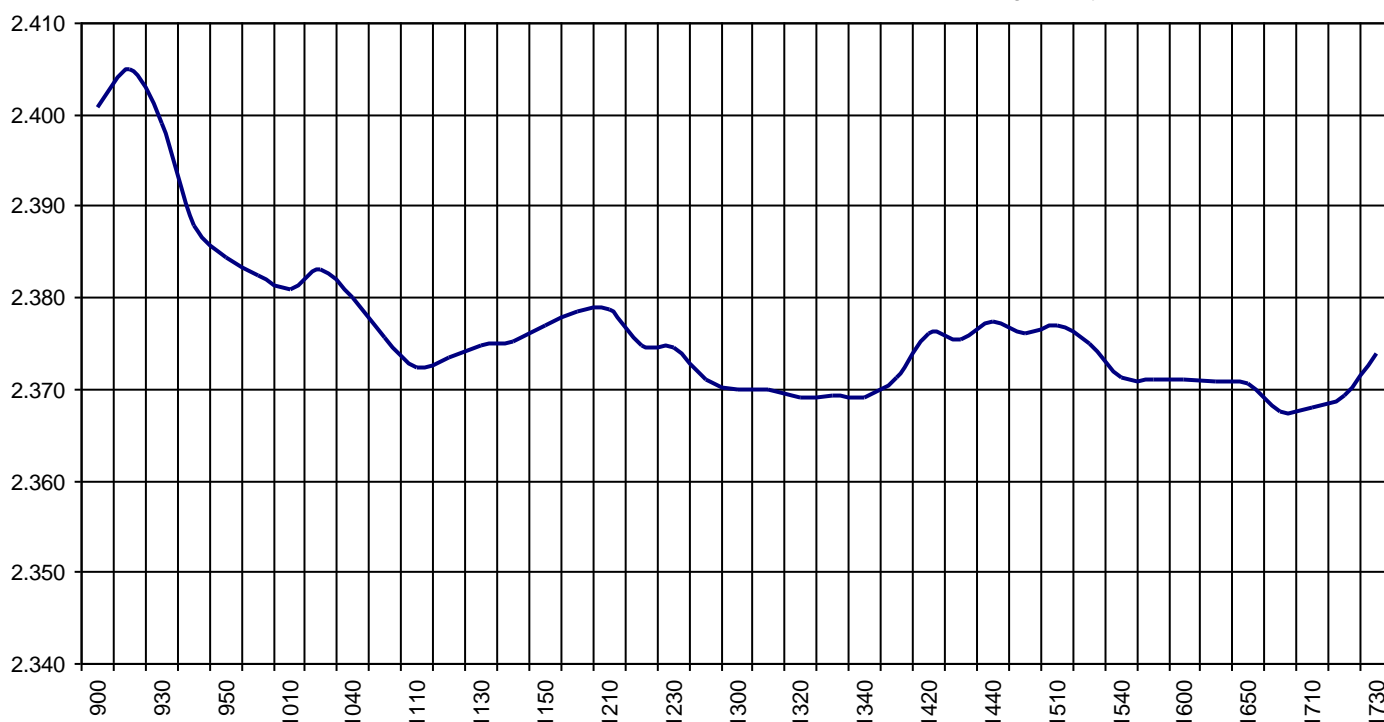
### Altas en IBEX GROWTH MARKET 15

#### IBEX GROWTH MARKET 15 additions

CLR	0	4.030.707	0,0000	6.570.052,4100	6.570.052,4100
ENRS	0	7.465.023	0,0000	44.043.635,7000	44.043.635,7000
HAN	0	28.144.239	0,0000	23.078.275,9800	23.078.275,9800

IBEX Growth Market 15			Hora			
			Time			
Anterior	Previous	2.411,4	Máximo	Max	2.408,9	09:09:38
Inicial	Open	2.395,6	Mínimo	Min	2.367,0	13:15:44
Cierre	Close	2.374,7	Variación	Change	-36,7	
Medio	Mid	2.380,5	%Variación	%change	-1,52%	

Valor medio del índice IBEX Growth Market 15 cada 10' (Index Average every 10')



## Hechos Relevantes Públicos que afectan al IBEX GROWTH MARKET 15

### Hechos Relevantes que afectan al cálculo del índice IBEX Growth Market 15

19/09/2022	BST	BIOTECHNOLOG	AJUSTE IBEX GROWTH MARKET® 15 (CAMBIO FF): +4.994.024 ACCS.
19/09/2022	CLR	CLERHP ESTR.	AJUSTE REV. IBEX GROWTH MARKET® 15 (INCLUSIÓN): +4.030.707 ACCS.
19/09/2022	EIDF	EIDF	AJUSTE REV. IBEX GROWTH MARKET® 15 CAP 20%: -1.349.910 ACCS.
19/09/2022	ENRS	ENERSIDE ENE	AJUSTE REV. IBEX GROWTH MARKET® 15 (INCLUSIÓN): +7.465.023 ACCS.
19/09/2022	HAN	HANNUN	AJUSTE REV. IBEX GROWTH MARKET® 15 (INCLUSIÓN): +28.144.239 ACCS.
19/09/2022	IZER	IZERTIS	AJUSTE REV. IBEX GROWTH MARKET® 15 (EXCLUSIÓN)
19/09/2022	SNG	SNGULAR	AJUSTE REV. IBEX GROWTH MARKET® 15 (EXCLUSIÓN)

## Relevant Facts related to IBEX GROWTH MARKET 15 index

### Relevant Facts related to IBEX Growth Market 15 index calculation

19/09/2022	BST	BIOTECHNOLOG	ADJUSTMENT IBEX GROWTH MARKET® 15 (FF FACTOR CHANGE): +4.994.024 SHARES
19/09/2022	CLR	CLERHP ESTR.	ADJUSTMENT REVIEW IBEX GROWTH MARKET® 15 (INCLUSION): +4.030.707 SHARES
19/09/2022	EIDF	EIDF	ADJUSTMENT REVIEW IBEX GROWTH MARKET® 15 CAP 20%: -1.349.910 SHARES

19/09/2022	ENRS	ENERSIDE ENE	ADJUSTMENT REVIEW IBEX GROWTH MARKET® 15 (INCLUSION): +7.465.023 SHARES
19/09/2022	HAN	HANNUN	ADJUSTMENT REVIEW IBEX GROWTH MARKET® 15 (INCLUSION): +28.144.239 SHARES
19/09/2022	IZER	IZERTIS	ADJUSTMENT REVIEW IBEX GROWTH MARKET® 15 (EXCLUSION)
19/09/2022	SNG	SNGULAR	ADJUSTMENT REVIEW IBEX GROWTH MARKET® 15 (EXCLUSION)