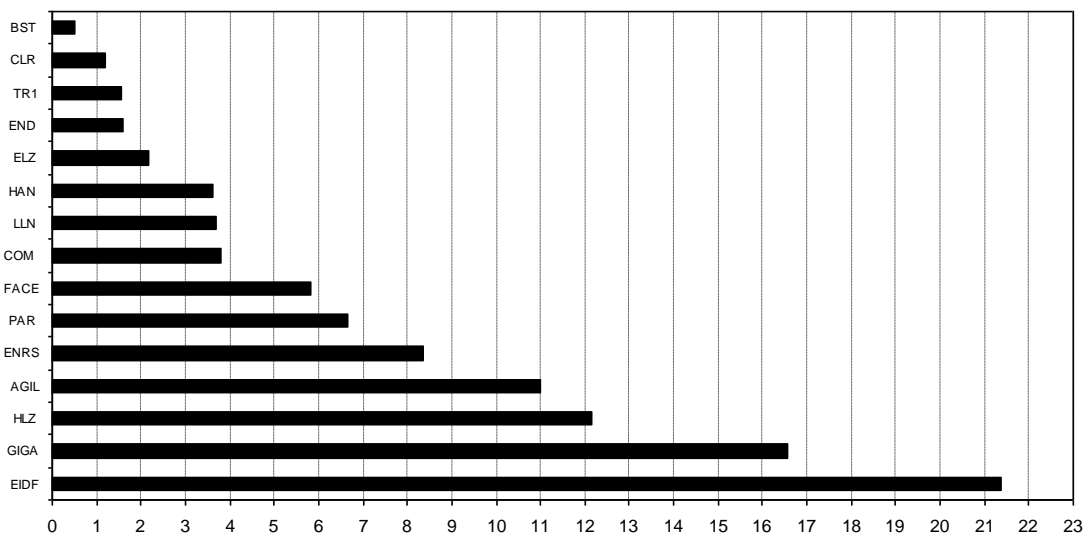


**Composición del índice IBEX GROWTH MARKET 15 al cierre de: 29/09/2022 antes de ajuste**  
*Index constituents of IBEX GROWTH MARKET 15 at the closing of: 29/09/2022 before adjustment*

Cód. Sym.	Valor Company	Ajuste Free-Float Free-Float Adjust.	# Acciones # Shares	Cierre € Closing €	Capitalización € Capitalisation €	% Ponderación % Weighting
EIDF	EIDF	20%	1.366.174	77,0000	105.195.398,0000	21,38
GIGA	GIGAS HOSTIN	70%	8.151.056	10,0000	81.510.560,0000	16,57
HLZ	HOLALUZ	30%	6.421.069	9,3000	59.715.941,7000	12,14
AGIL	AGILE CONTEN	60%	13.865.767	3,9000	54.076.491,3000	10,99
ENRS	ENERSIDE ENE	20%	7.465.023	5,5000	41.057.626,5000	8,34
PAR	PARLEM	60%	9.653.474	3,4000	32.821.811,6000	6,67
FACE	FACEPHI BIO	80%	13.541.401	2,1200	28.707.770,1200	5,83
COM	CATENON	60%	11.240.309	1,6550	18.602.711,3950	3,78
LLN	LLEIDANETWOR	60%	9.629.966	1,8900	18.200.635,7400	3,70
HAN	HANNUN	90%	28.144.239	0,6300	17.730.870,5700	3,60
ELZ	ELZINC	40%	51.420.666	0,2070	10.644.077,8620	2,16
END	ENDURANCE MO	40%	3.512.747	2,2300	7.833.425,8100	1,59
TR1	TIER1 TECHNO	40%	4.000.000	1,9000	7.600.000,0000	1,54
CLR	CLERHP ESTR.	40%	4.030.707	1,4650	5.904.985,7550	1,20
BST	BIOTECHNOLOG	50%	24.970.121	0,0980	2.447.071,8580	0,50
<b>197.412.719</b>						<b>100,00</b>

**IBEX GROWTH MARKET 15 de cierre: 2.230,0 Capitalización total IBEX GROWTH MARKET 15: 492.049.378,2100€**

**% Ponderación IBEX GROWTH MARKET 15**



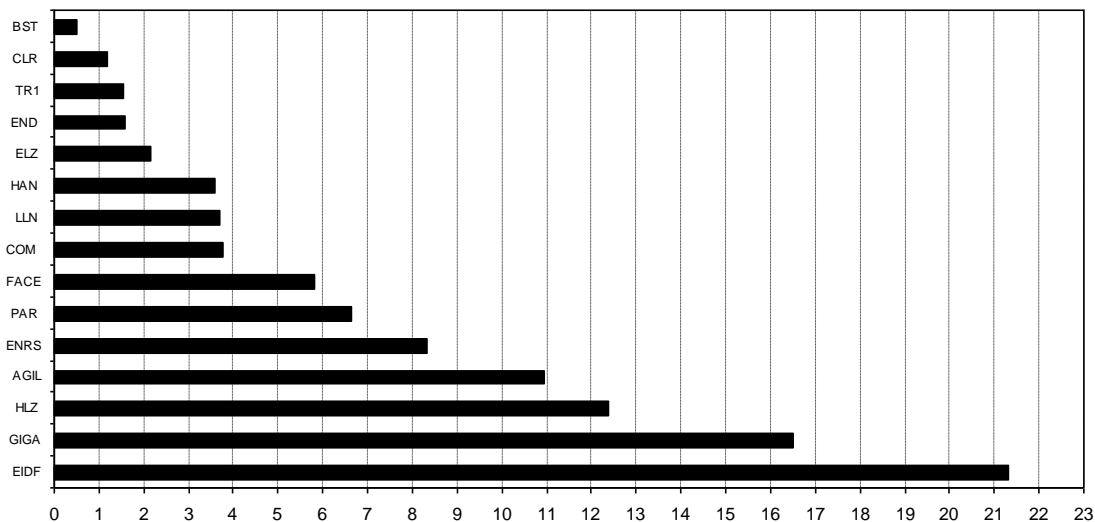
## Composición del índice IBEX GROWTH MARKET 15 al cierre de: 29/09/2022 después de ajuste

*Index constituents of IBEX GROWTH MARKET 15 at the closing of: 29/09/2022 after adjustment*

Cód. Sym.	Valor Company	Ajuste Free-Float Free-Float Adjust.	# Acciones # Shares	Cierre € Closing €	Capitalización € Capitalisation €	% Ponderación % Weighting
EIDF	EIDF	20%	1.366.174	77,0000	105.195.398,0000	21,32
GIGA	GIGAS HOSTIN	70%	8.151.056	10,0000	81.510.560,0000	16,52
HLZ	HOLALUZ	30%	6.566.616	9,3000	61.069.528,8000	12,38
AGIL	AGILE CONTEN	60%	13.865.767	3,9000	54.076.491,3000	10,96
ENRS	ENERSIDE ENE	20%	7.465.023	5,5000	41.057.626,5000	8,32
PAR	PARLEM	60%	9.653.474	3,4000	32.821.811,6000	6,65
FACE	FACEPHI BIO	80%	13.541.401	2,1200	28.707.770,1200	5,82
COM	CATENON	60%	11.240.309	1,6550	18.602.711,3950	3,77
LLN	LLEIDANETWOR	60%	9.629.966	1,8900	18.200.635,7400	3,69
HAN	HANNUN	90%	28.144.239	0,6300	17.730.870,5700	3,59
ELZ	ELZINC	40%	51.420.666	0,2070	10.644.077,8620	2,16
END	ENDURANCE MO	40%	3.512.747	2,2300	7.833.425,8100	1,59
TR1	TIER1 TECHNO	40%	4.000.000	1,9000	7.600.000,0000	1,54
CLR	CLERHP ESTR.	40%	4.030.707	1,4650	5.904.985,7550	1,20
BST	BIOTECHNOLOG	50%	24.970.121	0,0980	2.447.071,8580	0,50
<b>197.558.266</b>						<b>100,00</b>

**IBEX GROWTH MARKET 15 de cierre: 2.230,0 Capitalización tota IBEX GROWTH MARKET 15: 493.402.965,3100 €**

% Ponderación IBEX GROWTH MARKET 15



# Informe de ajuste IBEX GROWTH MARKET 15

## IBEX GROWTH MARKET 15 adjustment report

29/09/2022 18:11:39

Indice antes de ajuste <i>Index before adjustment</i>	Indice después de ajuste <i>Index after adjustment</i>	Capitalización antes de ajuste <i>Market Capitalisation before adjustment</i>	Capitalización después de ajuste <i>Market Capitalisation after adjustment</i>	"J" de ajuste <i>"J" (Mkt. K2 - K1)</i>	Divisor IBEX GROWTH 15 <i>IBEX GROWTH 15 Divisor</i>
2.230,0	2.230,0	492.049.378,2100	493.402.965,3100	1.353.587,1000	221.261

Símbolo <i>Sym.</i>	Títulos antes de ajuste <i>Shares before adjustment</i>	Títulos después de ajuste <i>Shares after adjustment</i>	Capitalización antes de ajuste <i>Capitalisation before adjustment</i>	Capitalización después de ajuste <i>Capitalisation after adjustment</i>	Diferencia de Capitalizaciones <i>Capitalisation difference</i>
HLZ	6.421.069	6.566.616	59.715.941,7000	61.069.528,8000	1.353.587,1000

### Bajas en IBEX GROWTH MARKET 15

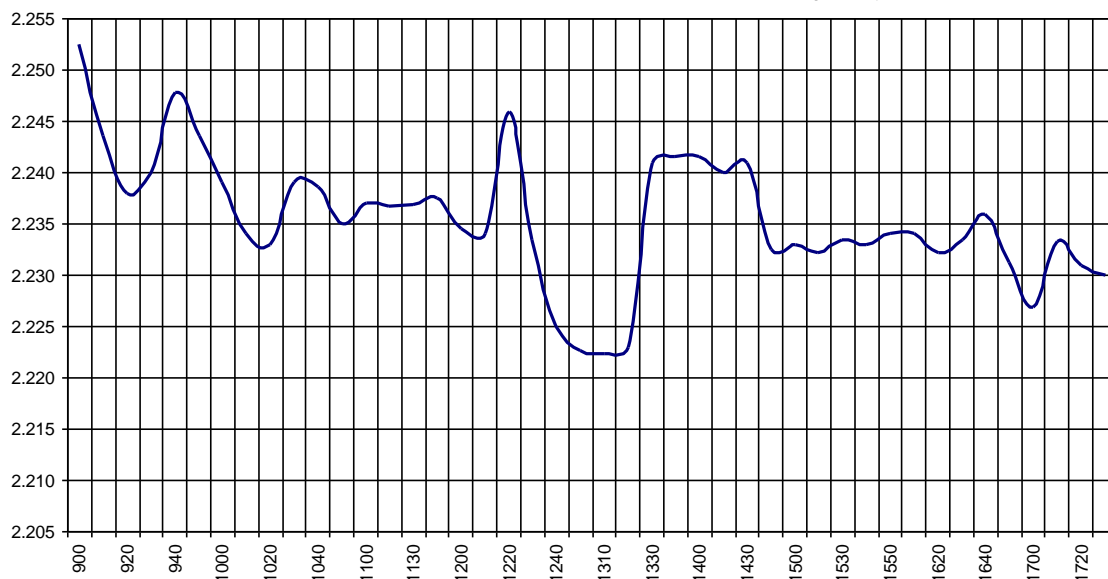
IBEX GROWTH MARKET 15 deletions

### Altas en IBEX GROWTH MARKET 15

IBEX GROWTH MARKET 15 additions

IBEX Growth Market 15			Hora			
			Time			
Anterior	Previous	2.250,7	Máximo	Max	2.257,6	09:02:39
Inicial	Open	2.253,9	Mínimo	Min	2.220,6	13:07:22
Cierre	Close	2.230,0	Variación	Change	-20,7	
Medio	Mid	2.237,3	%Variación	%change	-0,92%	

Valor medio del índice IBEX Growth Market 15 cada 10' (Index Average every 10')

**Hechos Relevantes Públicos que afectan al IBEX GROWTH MARKET 15****Hechos Relevantes que afectan al cálculo del índice IBEX Growth Market 15**

30/09/2022 HLZ HOTALUZ AJUSTE POR INTEGRACIÓN DE 145.547 ACCS.

**Relevant Facts related to IBEX GROWTH MARKET 15 index****Relevant Facts related to IBEX Growth Market 15 index calculation**

30/09/2022 HLZ HOTALUZ ADJUSTMENT FOR INTEGRATION OF 145,547 SHARES