

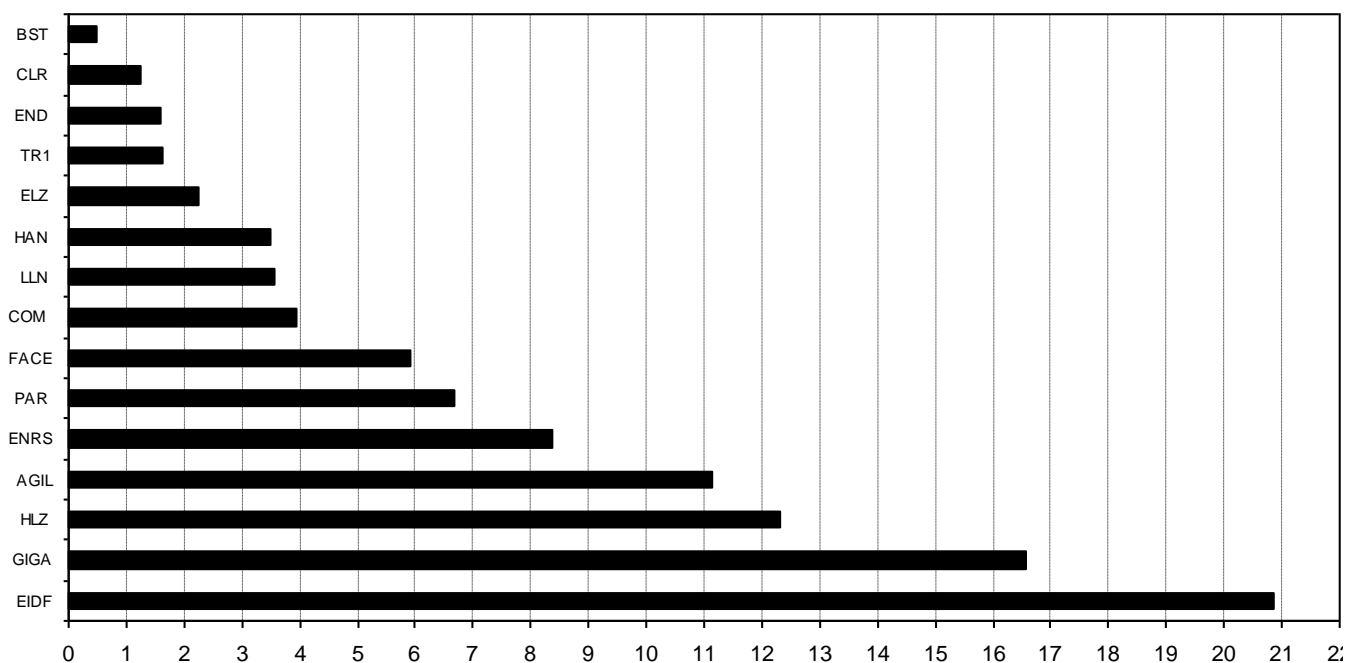
Composición del índice IBEX GROWTH MARKET 15 al cierre de: 04/10/2022 antes de ajuste

Index constituents of IBEX GROWTH MARKET 15 at the closing of: 04/10/2022 before adjustment

Cód. Sym.	Valor Company	Ajuste Free-Float Free-Float Adjust.	# Acciones # Shares	Cierre € Closing €	Capitalización € Capitalisation €	% Ponderación % Weighting
EIDF	EIDF	20%	1.366.174	75,0000	102.463.050,0000	20,85
GIGA	GIGAS HOSTIN	70%	8.151.056	9,9800	81.347.538,8800	16,55
HLZ	HOLALUZ	30%	6.566.616	9,2200	60.544.199,5200	12,32
AGIL	AGILE CONTEN	60%	13.865.767	3,9500	54.769.779,6500	11,15
ENRS	ENERSIDE ENE	20%	7.465.023	5,5000	41.057.626,5000	8,36
PAR	PARLEM	60%	9.653.474	3,4000	32.821.811,6000	6,68
FACE	FACEPHI BIO	80%	13.541.401	2,1500	29.114.012,1500	5,92
COM	CATENON	60%	11.240.309	1,7250	19.389.533,0250	3,95
LLN	LLEIDANETWOR	60%	9.629.966	1,8100	17.430.238,4600	3,55
HAN	HANNUN	90%	28.144.239	0,6100	17.167.985,7900	3,49
ELZ	ELZINC	40%	51.420.666	0,2140	11.004.022,5240	2,24
TR1	TIER1 TECHNO	40%	4.000.000	2,0100	8.040.000,0000	1,64
END	ENDURANCE MO	40%	3.512.747	2,2200	7.798.298,3400	1,59
CLR	CLERHP ESTR.	40%	4.030.707	1,5000	6.046.060,5000	1,23
BST	BIOTECHNOLOG	50%	24.970.121	0,0960	2.397.131,6160	0,49
			197.558.266			100,00

IBEX GROWTH MARKET 15 de cierre: 2.220,9 Capitalización total IBEX GROWTH MARKET 15: 491.391.288,5550€

% Ponderación IBEX GROWTH MARKET 15



Composición del índice IBEX GROWTH MARKET 15 al cierre de: 04/10/2022 después de ajuste

Index constituents of IBEX GROWTH MARKET 15 at the closing of: 04/10/2022 after adjustment

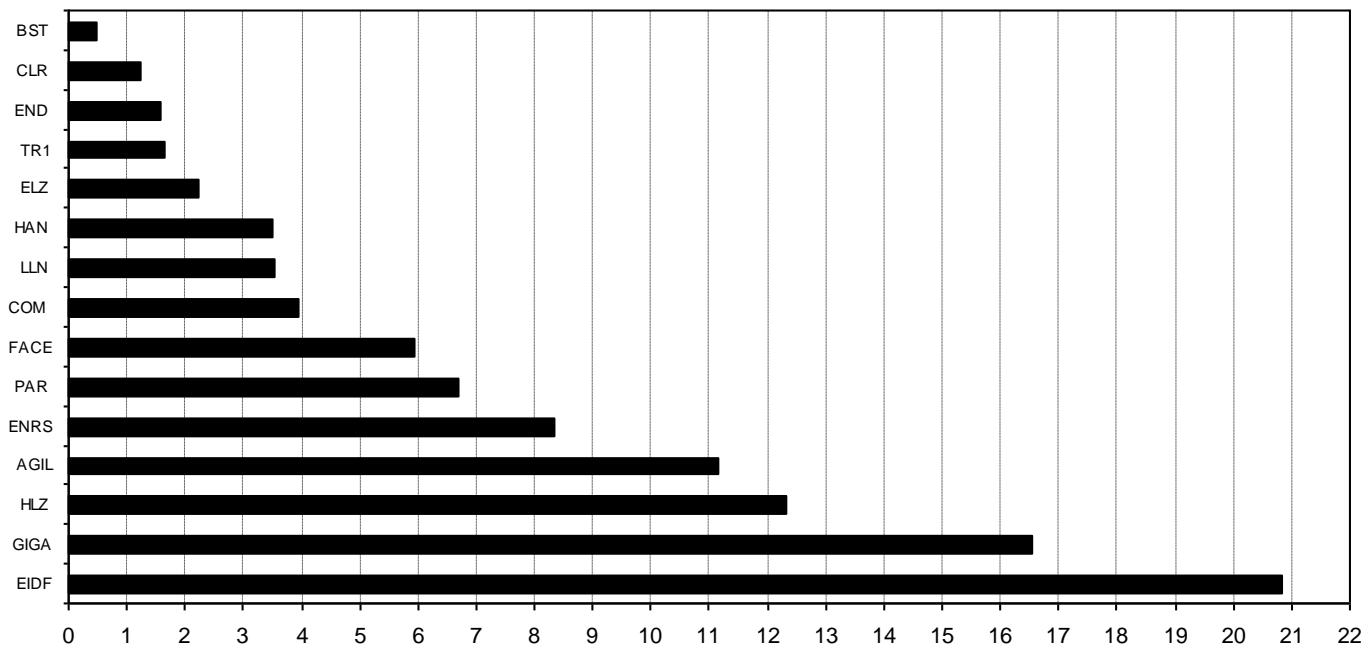
Cód. Sym.	Valor Company	Ajuste Free-Float Free-Float Adjust.	# Acciones # Shares	Cierre € Closing €	Capitalización € Capitalisation €	% Ponderación % Weighting
EIDF	EIDF	20%	1.366.174	75,0000	102.463.050,0000	20,85
GIGA	GIGAS HOSTIN	70%	8.151.056	9,9800	81.347.538,8800	16,55
HLZ	HOLALUZ	30%	6.566.616	9,2200	60.544.199,5200	12,32
AGIL	AGILE CONTEN	60%	13.865.767	3,9500	54.769.779,6500	11,14
ENRS	ENERSIDE ENE	20%	7.465.023	5,5000	41.057.626,5000	8,35
PAR	PARLEM	60%	9.653.474	3,4000	32.821.811,6000	6,68
FACE	FACEPHI BIO	80%	13.541.401	2,1500	29.114.012,1500	5,92
COM	CATENON	60%	11.240.309	1,7250	19.389.533,0250	3,95
LLN	LLEIDANETWOR	60%	9.629.966	1,8100	17.430.238,4600	3,55
HAN	HANNUN	90%	28.144.239	0,6100	17.167.985,7900	3,49
ELZ	ELZINC	40%	51.420.666	0,2140	11.004.022,5240	2,24
TR1	TIER1 TECHNO	40%	4.000.000	2,0100	8.040.000,0000	1,64
END	ENDURANCE MO	40%	3.512.747	2,2200	7.798.298,3400	1,59
CLR	CLERHP ESTR.	40%	4.030.707	1,5000	6.046.060,5000	1,23
BST	BIOTECHNOLOG	50%	25.424.666	0,0960	2.440.767,9360	0,50

198.012.811

100,00

IBEX GROWTH MARKET 15 de cierre: 2.220,9 Capitalización tota IBEX GROWTH MARKET 15: 491.434.924,8750 €

% Ponderación IBEX GROWTH MARKET 15



Informe de ajuste IBEX GROWTH MARKET 15

IBEX GROWTH MARKET 15 adjustment report

04/10/2022 18:11:04

Indice antes de ajuste <i>Index before adjustment</i>	Indice después de ajuste <i>Index after adjustment</i>	Capitalización antes de ajuste <i>Market Capitalisation before adjustment</i>	Capitalización después de ajuste <i>Market Capitalisation after adjustment</i>	"J" de ajuste <i>"J" (Mkt. K2 - K1)</i>	Divisor IBEX GROWTH 15 <i>IBEX GROWTH 15 Divisor</i>
2.220,9	2.220,9	491.391.288,5550	491.434.924,8750	43.636,3200	221.281

Símbolo <i>Sym.</i>	Títulos antes de ajuste <i>Shares before adjustment</i>	Títulos después de ajuste <i>Shares after adjustment</i>	Capitalización antes de ajuste <i>Capitalisation before adjustment</i>	Capitalización después de ajuste <i>Capitalisation after adjustment</i>	Diferencia de Capitalizaciones <i>Capitalisation difference</i>
BST	24.970.121	25.424.666	2.397.131,6160	2.440.767,9360	43.636,3200

Bajas en IBEX GROWTH MARKET 15

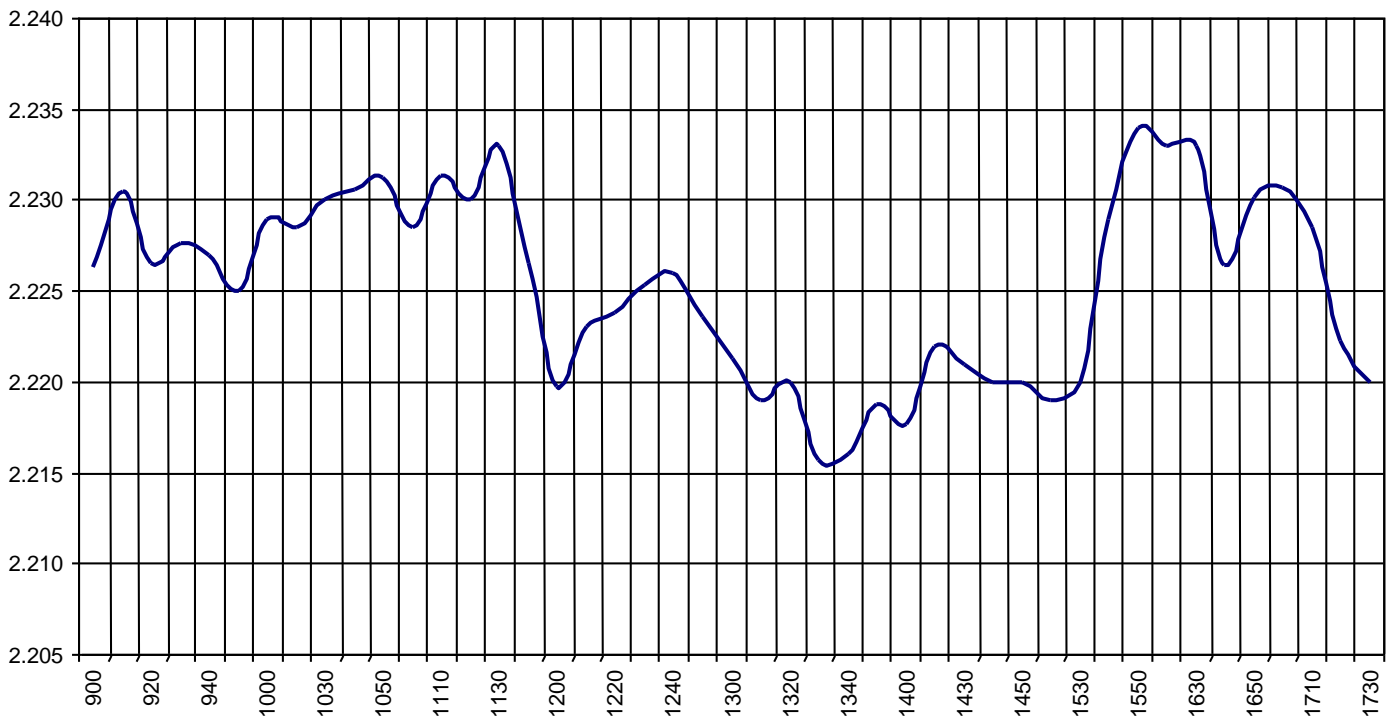
IBEX GROWTH MARKET 15 deletions

Altas en IBEX GROWTH MARKET 15

IBEX GROWTH MARKET 15 additions

IBEX Growth Market 15			Hora			
			Time			
Anterior	Previous	2.224,5	Máximo	Max	2.235,8	09:02:06
Inicial	Open	2.227,1	Mínimo	Min	2.213,8	13:31:31
Cierre	Close	2.220,9	Variación	Change	-3,6	
Medio	Mid	2.225,8	%Variación	%change	-0,16%	

Valor medio del índice IBEX Growth Market 15 cada 10' (Index Average every 10')

**Hechos Relevantes Públicos que afectan al IBEX GROWTH MARKET 15****Hechos Relevantes que afectan al cálculo del índice IBEX Growth Market 15**

05/10/2022 BST BIOTECHNOLOG AJUSTE POR INTEGRACIÓN DE 454.545 ACCS.

Relevant Facts related to IBEX GROWTH MARKET 15 index**Relevant Facts related to IBEX Growth Market 15 index calculation**

05/10/2022 BST BIOTECHNOLOG ADJUSTMENT FOR INTEGRATION OF 454,545 SHARES