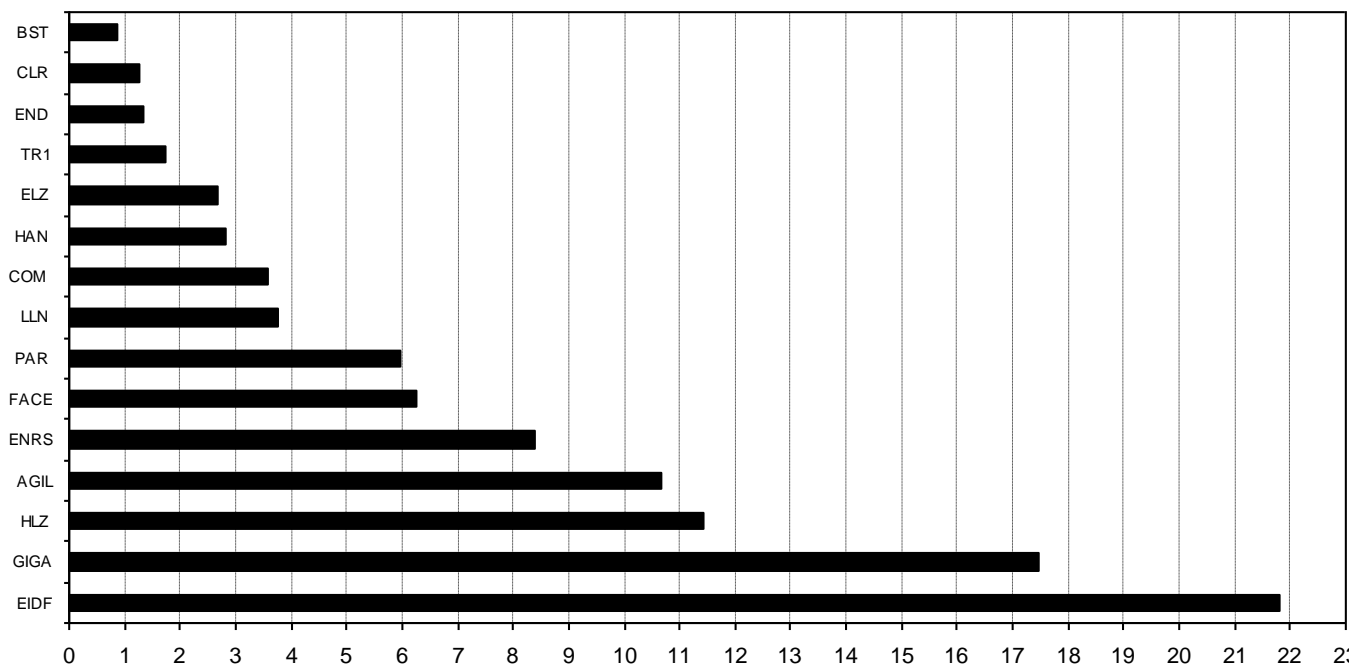


Composición del índice IBEX GROWTH MARKET 15 al cierre de: 31/10/2022 antes de ajuste
Index constituents of IBEX GROWTH MARKET 15 at the closing of: 31/10/2022 before adjustment

Cód. Sym.	Valor Company	Ajuste Free-Float Free-Float Adjust.	# Acciones # Shares	Cierre € Closing €	Capitalización € Capitalisation €	% Ponderación % Weighting
EIDF	EIDF	20%	1.366.174	75,2000	102.736.284,8000	21,81
GIGA	GIGAS HOSTIN	70%	8.151.056	10,1000	82.325.665,6000	17,47
HLZ	HOLALUZ	30%	6.566.616	8,2000	53.846.251,2000	11,43
AGIL	AGILE CONTEN	60%	13.865.767	3,6300	50.332.734,2100	10,68
ENRS	ENERSIDE ENE	20%	7.465.023	5,3000	39.564.621,9000	8,40
FACE	FACEPHI BIO	80%	13.541.401	2,1800	29.520.254,1800	6,27
PAR	PARLEM	60%	9.653.474	2,9200	28.188.144,0800	5,98
LLN	LLEIDANETWOR	60%	9.629.966	1,8320	17.642.097,7120	3,74
COM	CATENON	60%	11.240.309	1,4950	16.804.261,9550	3,57
HAN	HANNUN	90%	28.144.239	0,4700	13.227.792,3300	2,81
ELZ	ELZINC	40%	51.420.666	0,2450	12.598.063,1700	2,67
TR1	TIER1 TECHNO	40%	4.000.000	2,0400	8.160.000,0000	1,73
END	ENDURANCE MO	40%	3.667.081	1,7100	6.270.708,5100	1,33
CLR	CLERHP ESTR.	40%	4.030.707	1,4700	5.925.139,2900	1,26
BST	BIOTECHNOLOG	50%	25.424.666	0,1580	4.017.097,2280	0,85
198.167.145						100,00

IBEX GROWTH MARKET 15 de cierre: 2.128,1 Capitalización total IBEX GROWTH MARKET 15: 471.159.116,1650€

% Ponderación IBEX GROWTH MARKET 15



Composición del índice IBEX GROWTH MARKET 15 al cierre de: 31/10/2022 después de ajuste

Index constituents of IBEX GROWTH MARKET 15 at the closing of: 31/10/2022 after adjustment

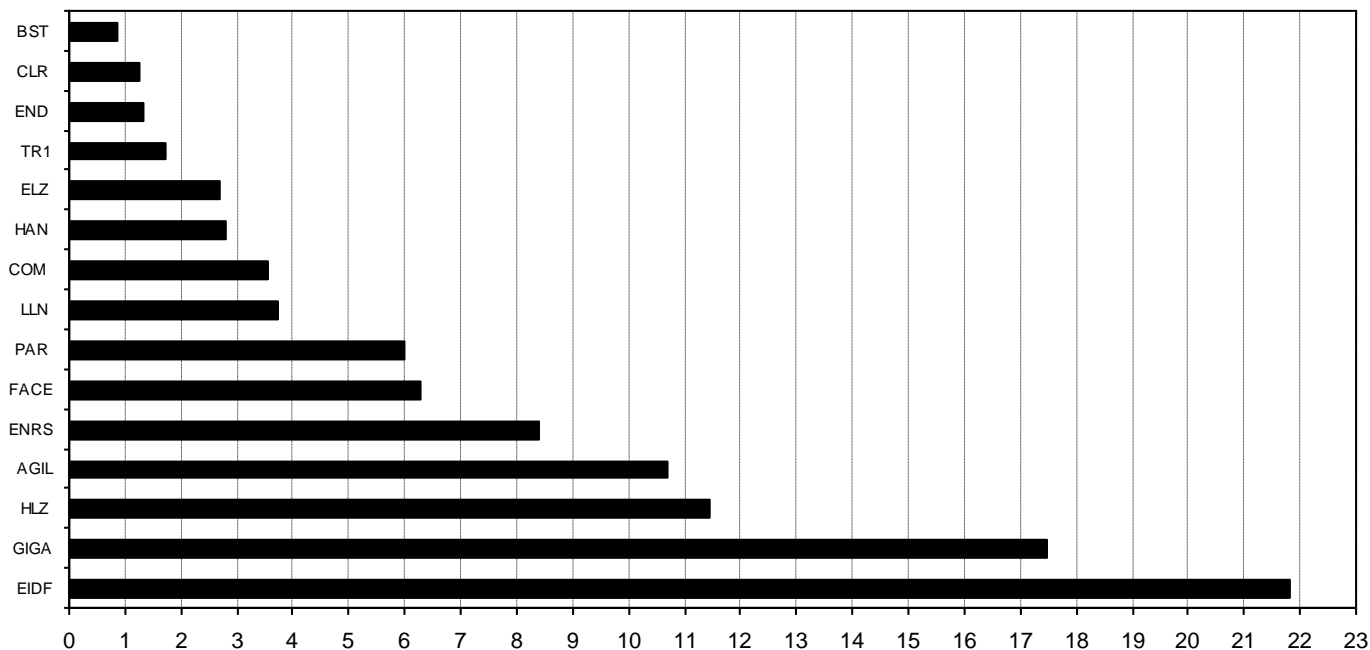
Cód. Sym.	Valor Company	Ajuste Free-Float Free-Float Adjust.	# Acciones # Shares	Cierre € Closing €	Capitalización € Capitalisation €	% Ponderación % Weighting
EIDF	EIDF	20%	5.464.696	18,8000	102.736.284,8000	21,81
GIGA	GIGAS HOSTIN	70%	8.151.056	10,1000	82.325.665,6000	17,47
HLZ	HOLALUZ	30%	6.566.616	8,2000	53.846.251,2000	11,43
AGIL	AGILE CONTEN	60%	13.865.767	3,6300	50.332.734,2100	10,68
ENRS	ENERSIDE ENE	20%	7.465.023	5,3000	39.564.621,9000	8,40
FACE	FACEPHI BIO	80%	13.541.401	2,1800	29.520.254,1800	6,27
PAR	PARLEM	60%	9.653.474	2,9200	28.188.144,0800	5,98
LLN	LLEIDANETWOR	60%	9.629.966	1,8320	17.642.097,7120	3,74
COM	CATENON	60%	11.240.309	1,4950	16.804.261,9550	3,57
HAN	HANNUN	90%	28.144.239	0,4700	13.227.792,3300	2,81
ELZ	ELZINC	40%	51.420.666	0,2450	12.598.063,1700	2,67
TR1	TIER1 TECHNO	40%	4.000.000	2,0400	8.160.000,0000	1,73
END	ENDURANCE MO	40%	3.667.081	1,7100	6.270.708,5100	1,33
CLR	CLERHP ESTR.	40%	4.030.707	1,4700	5.925.139,2900	1,26
BST	BIOTECHNOLOG	50%	25.424.666	0,1580	4.017.097,2280	0,85

202.265.667

100,00

IBEX GROWTH MARKET 15 de cierre: 2.128,1 Capitalización tota IBEX GROWTH MARKET 15: 471.159.116,1650 €

% Ponderación IBEX GROWTH MARKET 15



Informe de ajuste IBEX GROWTH MARKET 15

IBEX GROWTH MARKET 15 adjustment report

31/10/2022 18:27:35

Indice antes de ajuste <i>Index before adjustment</i>	Indice después de ajuste <i>Index after adjustment</i>	Capitalización antes de ajuste <i>Market Capitalisation before adjustment</i>	Capitalización después de ajuste <i>Market Capitalisation after adjustment</i>	"J" de ajuste <i>"J" (Mkt. K2 - K1)</i>	Divisor IBEX GROWTH 15 <i>IBEX GROWTH 15 Divisor</i>
2.128,1	2.128,1	471.159.116,1650	471.159.116,1650	0,0000	221.404

Símbolo <i>Sym.</i>	Títulos antes de ajuste <i>Shares before adjustment</i>	Títulos después de ajuste <i>Shares after adjustment</i>	Capitalización antes de ajuste <i>Capitalisation before adjustment</i>	Capitalización después de ajuste <i>Capitalisation after adjustment</i>	Diferencia de Capitalizaciones <i>Capitalisation difference</i>
EIDF	1.366.174	5.464.696	102.736.284,8000	102.736.284,8000	0,0000

Bajas en IBEX GROWTH MARKET 15

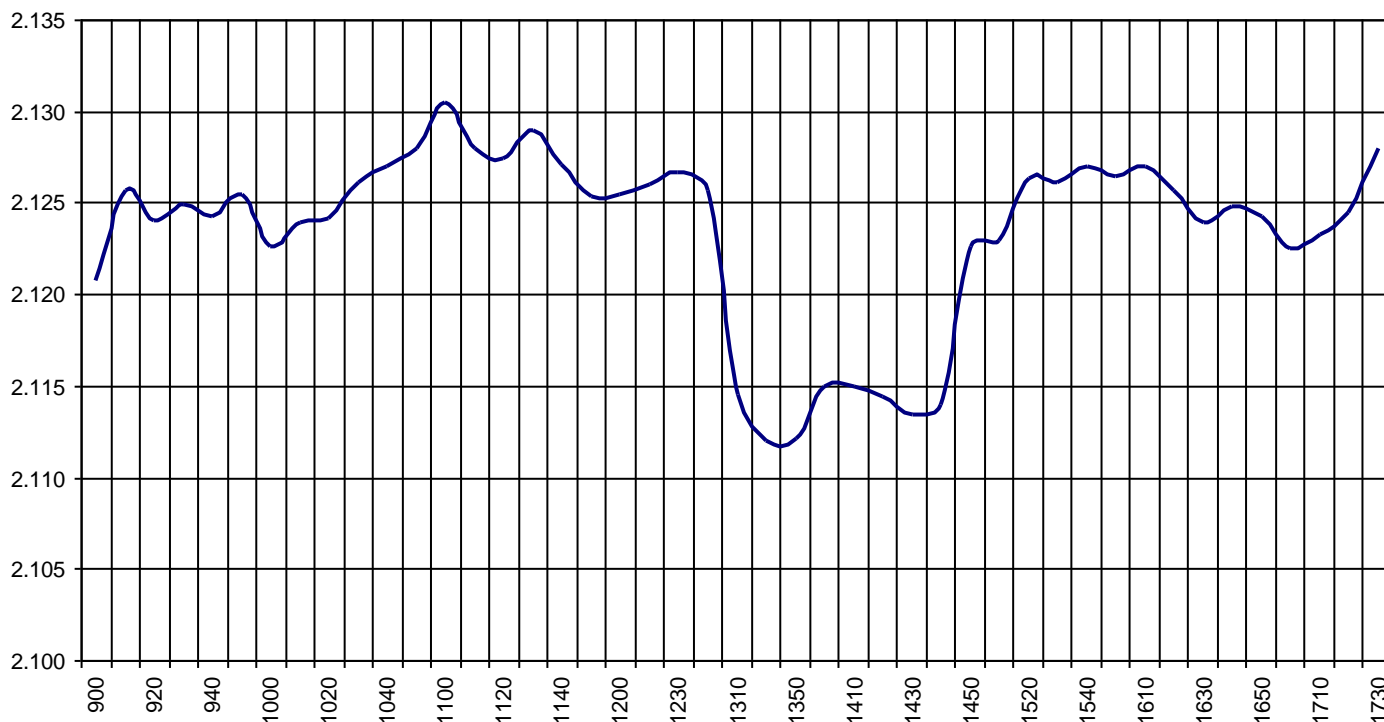
IBEX GROWTH MARKET 15 deletions

Altas en IBEX GROWTH MARKET 15

IBEX GROWTH MARKET 15 additions

IBEX Growth Market 15			Hora			
			Time			
Anterior	Previous	2.130,3	Máximo	Max	2.137,4	09:00:00
Inicial	Open	2.137,4	Mínimo	Min	2.094,2	09:03:28
Cierre	Close	2.128,1	Variación	Change	-2,2	
Medio	Mid	2.123,2	%Variación	%change	-0,10%	

Valor medio del índice IBEX Growth Market 15 cada 10' (Index Average every 10')

**Hechos Relevantes Públicos que afectan al IBEX GROWTH MARKET 15****Hechos Relevantes que afectan al cálculo del índice IBEX Growth Market 15**

01/11/2022 EIDF EIDF AJUSTE POR SPLIT 4 X 1

Relevant Facts related to IBEX GROWTH MARKET 15 index**Relevant Facts related to IBEX Growth Market 15 index calculation**

01/11/2022 EIDF EIDF ADJUSTMENT FOR SPLIT 4 X 1