

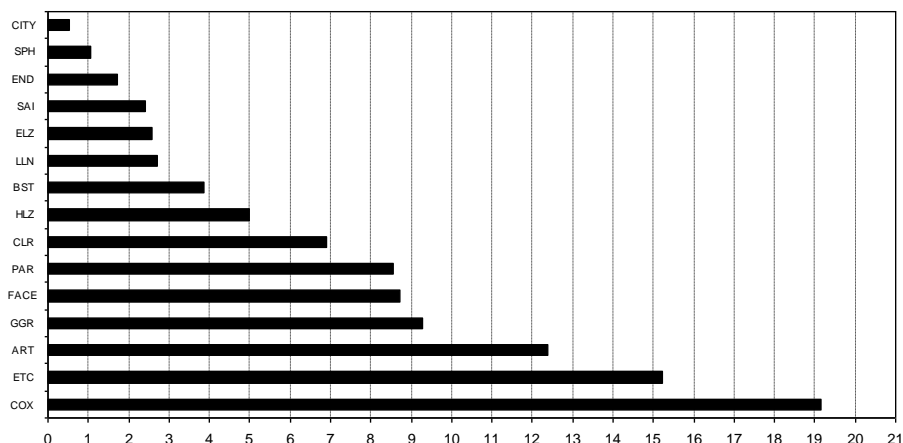
## Composición del índice IBEX GROWTH MARKET 15 al cierre de: 11/03/2024 antes de ajuste

*Index constituents of IBEX GROWTH MARKET 15 at the closing of: 11/03/2024 before adjustment*

Cód. Sym.	Valor Company	Ajuste Free-Float Free-Float Adjust.	# Acciones # Shares	Cierre € Closing €	Capitalización € Capitalisation €	% Ponderación % Weighting
COX	COX ENERGY	20%	32.977.204	1,9800	65.294.863,9200	19,14
ETC	ENERGY SOLAR	50%	13.416.394	3,8700	51.921.444,7800	15,22
ART	ARTECHE	20%	11.418.803	3,7000	42.249.571,1000	12,38
GGR	GREENING	20%	5.820.455	5,4400	31.663.275,2000	9,28
FACE	FACEPHI BIO	80%	14.418.656	2,0600	29.702.431,3600	8,71
PAR	PARLEM	50%	8.207.917	3,5500	29.138.105,3500	8,54
CLR	CLERHP ESTR.	50%	5.888.634	3,9900	23.495.649,6600	6,89
HLZ	HOLALUZ	30%	6.566.616	2,5900	17.007.535,4400	4,99
BST	BIOTECHNOLOG	60%	34.708.063	0,3800	13.189.063,9400	3,87
LLN	LLEIDANETWOR	60%	9.629.966	0,9600	9.244.767,3600	2,71
ELZ	ELZINC	40%	51.420.666	0,1700	8.741.513,2200	2,56
SAI	SUBSTRATE AI	60%	39.130.224	0,2100	8.217.347,0400	2,41
END	ENDURANCE MO	50%	4.645.432	1,2700	5.899.698,6400	1,73
SPH	SOLARPROFIT	20%	3.925.800	0,9100	3.572.478,0000	1,05
CITY	INTERCITY	100%	21.132.241	0,0860	1.817.372,7260	0,53
<b>263.307.071</b>						<b>100,00</b>

**IBEX GROWTH MARKET 15 de cierre: 1.766,6 Capitalización total IBEX GROWTH MARKET 15: 341.155.117,7360€**

% Ponderación IBEX GROWTH MARKET 15



## Composición del índice IBEX GROWTH MARKET 15 al cierre de: 11/03/2024 después de ajuste

*Index constituents of IBEX GROWTH MARKET 15 at the closing of: 11/03/2024 after adjustment*

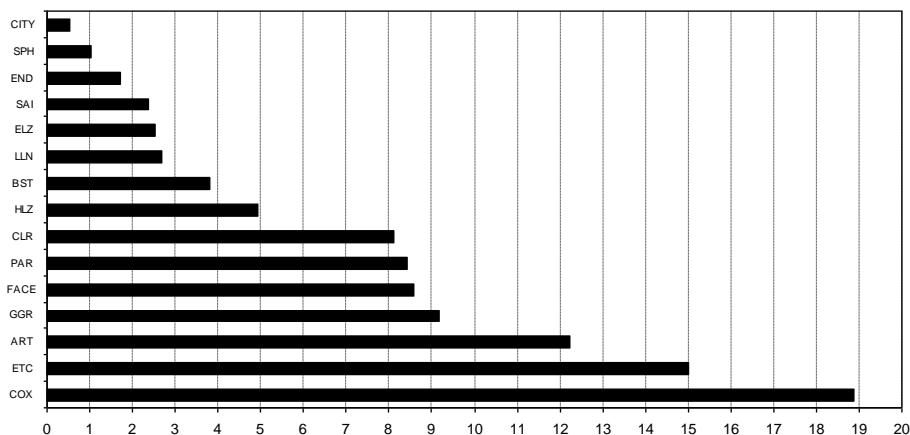
Cód. Sym.	Valor Company	Ajuste Free-Float Free-Float Adjust.	# Acciones # Shares	Cierre € Closing €	Capitalización € Capitalisation €	% Ponderación % Weighting
COX	COX ENERGY	20%	32.977.204	1,9800	65.294.863,9200	18,89
ETC	ENERGY SOLAR	50%	13.416.394	3,8700	51.921.444,7800	15,02
ART	ARTECHE	20%	11.418.803	3,7000	42.249.571,1000	12,22
GGR	GREENING	20%	5.820.455	5,4400	31.663.275,2000	9,16
FACE	FACEPHI BIO	80%	14.418.656	2,0600	29.702.431,3600	8,59
PAR	PARLEM	50%	8.207.917	3,5500	29.138.105,3500	8,43
CLR	CLERHP ESTR.	50%	7.032.136	3,9900	28.058.222,6400	8,12
HLZ	HOLALUZ	30%	6.566.616	2,5900	17.007.535,4400	4,92
BST	BIOTECHNOLOG	60%	34.708.063	0,3800	13.189.063,9400	3,81
LLN	LLEIDANETWOR	60%	9.629.966	0,9600	9.244.767,3600	2,67
ELZ	ELZINC	40%	51.420.666	0,1700	8.741.513,2200	2,53
SAI	SUBSTRATE AI	60%	39.130.224	0,2100	8.217.347,0400	2,38
END	ENDURANCE MO	50%	4.645.432	1,2700	5.899.698,6400	1,71
SPH	SOLARPROFIT	20%	3.925.800	0,9100	3.572.478,0000	1,03
CITY	INTERCITY	100%	21.132.241	0,0860	1.817.372,7260	0,53

264.450.573

100,00

**IBEX GROWTH MARKET 15 de cierre: 1.766,6 Capitalización tota IBEX GROWTH MARKET 15: 345.717.690,7160 €**

% Ponderación IBEX GROWTH MARKET 15



# Informe de ajuste IBEX GROWTH MARKET 15

## IBEX GROWTH MARKET 15 adjustment report

11/03/2024 18:09:37

Indice antes de ajuste <i>Index before adjustment</i>	Indice después de ajuste <i>Index after adjustment</i>	Capitalización antes de ajuste <i>Market Capitalisation before adjustment</i>	Capitalización después de ajuste <i>Market Capitalisation after adjustment</i>	"J" de ajuste <i>"J" (Mkt. K2 - K1)</i>	Divisor IBEX GROWTH 15 <i>IBEX GROWTH 15 Divisor</i>
1.766,6	1.766,6	341.155.117,7360	345.717.690,7160	4.562.572,9800	195.692

Símbolo <i>Sym.</i>	Títulos antes de ajuste <i>Shares before adjustment</i>	Títulos después de ajuste <i>Shares after adjustment</i>	Capitalización antes de ajuste <i>Capitalisation before adjustment</i>	Capitalización después de ajuste <i>Capitalisation after adjustment</i>	Diferencia de Capitalizaciones <i>Capitalisation difference</i>
CLR	5.888.634	7.032.136	23.495.649,6600	28.058.222,6400	4.562.572,9800

### Bajas en IBEX GROWTH MARKET 15

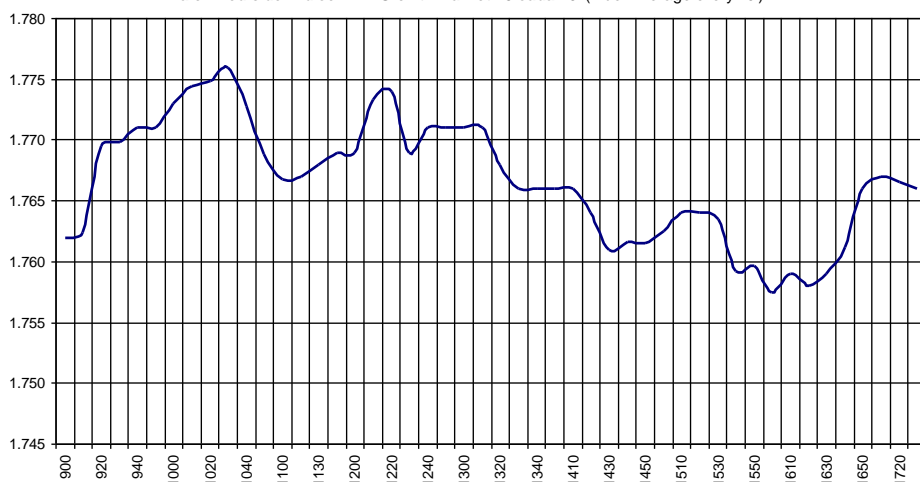
IBEX GROWTH MARKET 15 deletions

### Altas en IBEX GROWTH MARKET 15

IBEX GROWTH MARKET 15 additions

IBEX Growth Market 15			Hora			
			Time			
Anterior	Previous	1.765,0	Máximo	Max	1.776,9	10:27:15
Inicial	Open	1.766,3	Mínimo	Min	1.757,3	16:07:02
Cierre	Close	1.766,6	Variación	Change	+1,6	
Medio	Mid	1.766,3	%Variación	%change	0,09%	

Valor medio del índice IBEX Growth Market 15 cada 10' (Index Average every 10')



### Hechos Relevantes Públicos que afectan al IBEX GROWTH MARKET 15

### Hechos Relevantes que afectan al cálculo del índice IBEX Growth Market 15

12/03/2024 CLR CLERHP ESTR. AJUSTE POR INTEGRACIÓN DE 1.143.502 ACCIONES

### Relevant Facts related to IBEX GROWTH MARKET 15 index

### Relevant Facts related to IBEX Growth Market 15 index calculation

12/03/2024 CLR CLERHP ESTR. ADJUSTMENT FOR INTEGRATION OF 1,143,502 SHARES