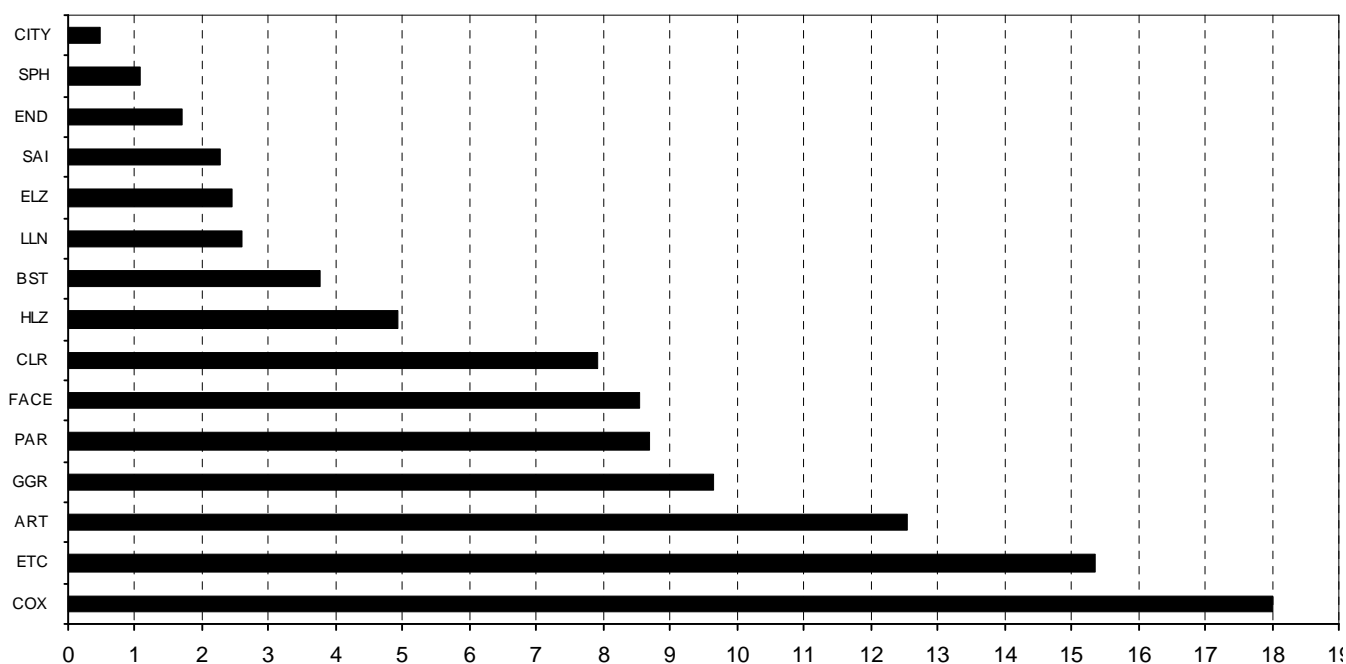


Composición del índice IBEX GROWTH MARKET 15 al cierre de: 14/03/2024 antes de ajuste
Index constituents of IBEX GROWTH MARKET 15 at the closing of: 14/03/2024 before adjustment

Cód. Sym.	Valor Company	Ajuste Free-Float Free-Float Adjust.	# Acciones # Shares	Cierre € Closing €	Capitalización € Capitalisation €	% Ponderación % Weighting
COX	COX ENERGY	20%	32.977.204	1,9100	62.986.459,6400	18,02
ETC	ENERGY SOLAR	50%	13.416.394	4,0000	53.665.576,0000	15,35
ART	ARTECHE	20%	11.418.803	3,8400	43.848.203,5200	12,54
GGR	GREENING	20%	5.820.455	5,7900	33.700.434,4500	9,64
PAR	PARLEM	50%	8.207.917	3,7000	30.369.292,9000	8,69
FACE	FACEPHI BIO	80%	14.418.656	2,0700	29.846.617,9200	8,54
CLR	CLERHP ESTR.	50%	7.032.136	3,9400	27.706.615,8400	7,93
HLZ	HOLALUZ	30%	6.566.616	2,6300	17.270.200,0800	4,94
BST	BIOTECHNOLOG	60%	34.708.063	0,3800	13.189.063,9400	3,77
LLN	LLEIDANETWOR	60%	9.629.966	0,9480	9.129.207,7680	2,61
ELZ	ELZINC	40%	51.420.666	0,1660	8.535.830,5560	2,44
SAI	SUBSTRATE AI	60%	39.130.224	0,2030	7.943.435,4720	2,27
END	ENDURANCE MO	50%	4.645.432	1,2900	5.992.607,2800	1,71
SPH	SOLARPROFIT	20%	3.925.800	0,9500	3.729.510,0000	1,07
CITY	INTERCITY	100%	21.132.241	0,0790	1.669.447,0390	0,48
264.450.573						100,00

IBEX GROWTH MARKET 15 de cierre: 1.786,4 Capitalización total IBEX GROWTH MARKET 15: 349.582.502,4050 €

% Ponderación IBEX GROWTH MARKET 15



Composición del índice IBEX GROWTH MARKET 15 al cierre de: 14/03/2024 después de ajuste

Index constituents of IBEX GROWTH MARKET 15 at the closing of: 14/03/2024 after adjustment

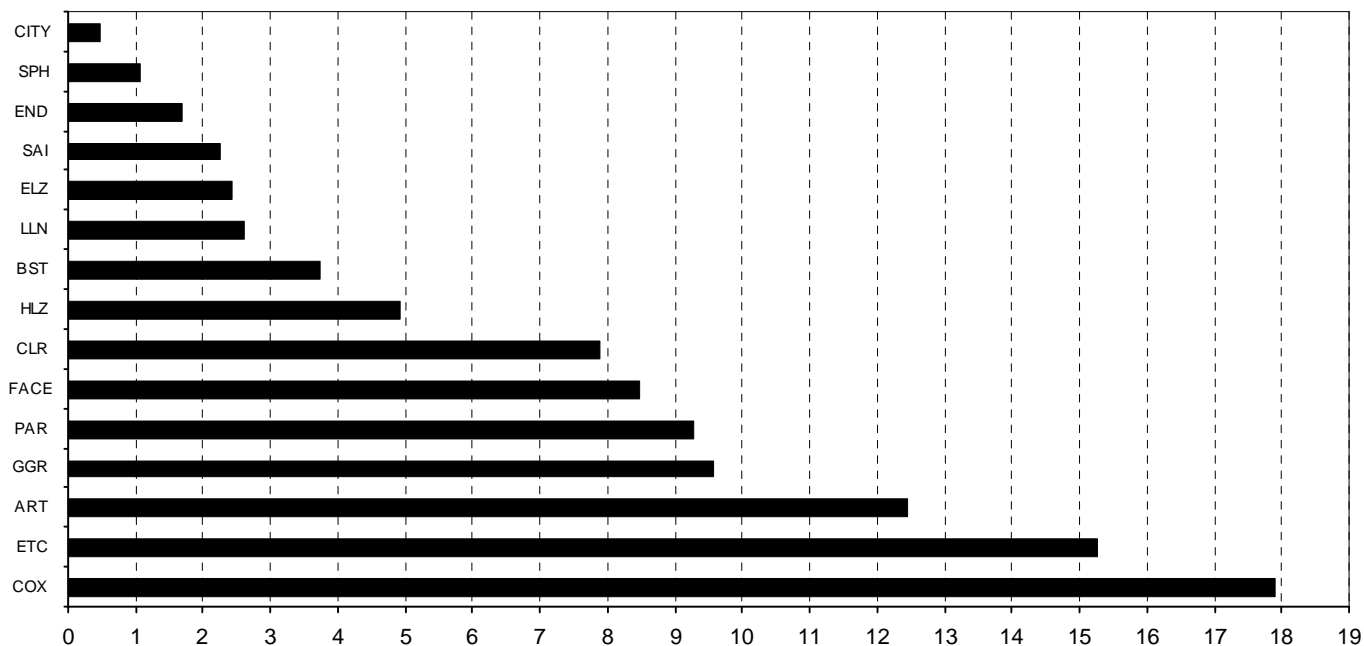
Cód. Sym.	Valor Company	Ajuste Free-Float Free-Float Adjust.	# Acciones # Shares	Cierre € Closing €	Capitalización € Capitalisation €	% Ponderación % Weighting
COX	COX ENERGY	20%	32.977.204	1,9100	62.986.459,6400	17,90
ETC	ENERGY SOLAR	50%	13.416.394	4,0000	53.665.576,0000	15,25
ART	ARTECHE	20%	11.418.803	3,8400	43.848.203,5200	12,46
GGR	GREENING	20%	5.820.455	5,7900	33.700.434,4500	9,58
PAR	PARLEM	50%	8.811.278	3,7000	32.601.728,6000	9,27
FACE	FACEPHI BIO	80%	14.418.656	2,0700	29.846.617,9200	8,48
CLR	CLERHP ESTR.	50%	7.032.136	3,9400	27.706.615,8400	7,88
HLZ	HOLALUZ	30%	6.566.616	2,6300	17.270.200,0800	4,91
BST	BIOTECHNOLOG	60%	34.708.063	0,3800	13.189.063,9400	3,75
LLN	LLEIDANETWOR	60%	9.629.966	0,9480	9.129.207,7680	2,59
ELZ	ELZINC	40%	51.420.666	0,1660	8.535.830,5560	2,43
SAI	SUBSTRATE AI	60%	39.130.224	0,2030	7.943.435,4720	2,26
END	ENDURANCE MO	50%	4.645.432	1,2900	5.992.607,2800	1,70
SPH	SOLARPROFIT	20%	3.925.800	0,9500	3.729.510,0000	1,06
CITY	INTERCITY	100%	21.132.241	0,0790	1.669.447,0390	0,47

265.053.934

100,00

IBEX GROWTH MARKET 15 de cierre: 1.786,4 Capitalización tota IBEX GROWTH MARKET 15: 351.814.938,1050 €

% Ponderación IBEX GROWTH MARKET 15



Informe de ajuste IBEX GROWTH MARKET 15

IBEX GROWTH MARKET 15 adjustment report

14/03/2024 18:09:26

Indice antes de ajuste <i>Index before adjustment</i>	Indice después de ajuste <i>Index after adjustment</i>	Capitalización antes de ajuste <i>Market Capitalisation before adjustment</i>	Capitalización después de ajuste <i>Market Capitalisation after adjustment</i>	"J" de ajuste <i>"J" (Mkt. K2 - K1)</i>	Divisor IBEX GROWTH 15 <i>IBEX GROWTH 15 Divisor</i>
1.786,4	1.786,4	349.582.502,4050	351.814.938,1050	2.232.435,7000	196.942

Símbolo <i>Sym.</i>	Títulos antes de ajuste <i>Shares before adjustment</i>	Títulos después de ajuste <i>Shares after adjustment</i>	Capitalización antes de ajuste <i>Capitalisation before adjustment</i>	Capitalización después de ajuste <i>Capitalisation after adjustment</i>	Diferencia de Capitalizaciones <i>Capitalisation difference</i>
PAR	8.207.917	8.811.278	30.369.292,9000	32.601.728,6000	2.232.435,7000

Bajas en IBEX GROWTH MARKET 15

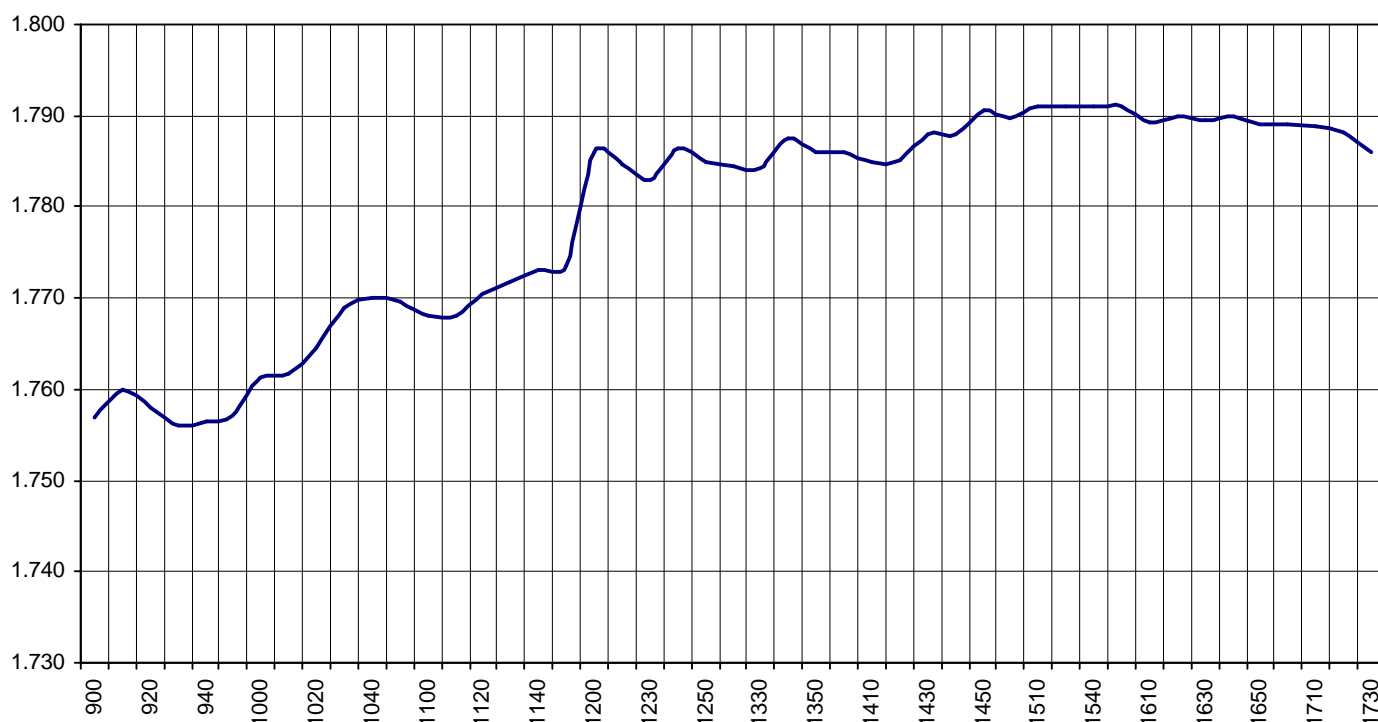
IBEX GROWTH MARKET 15 deletions

Altas en IBEX GROWTH MARKET 15

IBEX GROWTH MARKET 15 additions

IBEX Growth Market 15			Hora			
			Time			
Anterior	Previous	1.755,5	Máximo	Max	1.796,2	16:00:22
Inicial	Open	1.757,8	Mínimo	Min	1.756,5	09:53:02
Cierre	Close	1.786,4	Variación	Change	+30,9	
Medio	Mid	1.777,4	%Variación	%change	1,76%	

Valor medio del índice IBEX Growth Market 15 cada 10' (Index Average every 10')



Hechos Relevantes Públicos que afectan al IBEX GROWTH MARKET 15

Hechos Relevantes que afectan al cálculo del índice IBEX Growth Market 15

15/03/2024	PAR	PARLEM	AJUSTE POR INTEGRACIÓN DE 603.361 ACCIONES
18/03/2024	ART	ARTECHE	AJUSTE REV. IBEX GROWTH MARKET® 15 (EXCLUSIÓN)
18/03/2024	COX	COX ENERGY	AJUSTE REV. IBEX GROWTH MARKET® 15 (EXCLUSIÓN)
18/03/2024	EIDF	EIDF	AJUSTE REV. IBEX GROWTH MARKET® 15 (INCLUSIÓN): +11.852.941 ACCS.
18/03/2024	END	ENDURANCE MO	AJUSTE REV. IBEX GROWTH MARKET® 15: +247.969 ACCS.
18/03/2024	FACE	FACEPHI BIO	AJUSTE IBEX GROWTH MARKET® 15 (CAMBIO FF): +4.979.936 ACCS.
18/03/2024	GIGA	GIGAS HOSTIN	AJUSTE REV. IBEX GROWTH MARKET® 15 (INCLUSIÓN): +8.151.056 ACCS.
18/03/2024	CITY	INTERCITY	AJUSTE REV. IBEX GROWTH MARKET® 15: +3.441.175 ACCS.
18/03/2024	PAR	PARLEM	AJUSTE REV. IBEX GROWTH MARKET® 15 (EXCLUSIÓN)
18/03/2024	SAI	SUBSTRATE AI	AJUSTE IBEX GROWTH MARKET® 15 (CAMBIO FF): -3.147.187 ACCS.
18/03/2024	VANA	VANADI COFFE	AJUSTE REV. IBEX GROWTH MARKET® 15 (INCLUSIÓN): +7.138.398 ACCS.

Relevant Facts related to IBEX GROWTH MARKET 15 index

Relevant Facts related to IBEX Growth Market 15 index calculation

15/03/2024	PAR	PARLEM	ADJUSTMENT FOR INTEGRATION OF 603,361 SHARES
18/03/2024	ART	ARTECHE	ADJUSTMENT REVIEW IBEX GROWTH MARKET® 15 (EXCLUSION)

18/03/2024	COX	COX ENERGY	ADJUSTMENT REVIEW IBEX GROWTH MARKET@ 15 (EXCLUSION)
18/03/2024	EIDF	EIDF	ADJUSTMENT REVIEW IBEX GROWTH MARKET@ 15 (INCLUSION): +11.852.941 SHARES
18/03/2024	END	ENDURANCE MO	ADJUSTMENT REVIEW IBEX GROWTH MARKET@ 15: +247.969 SHARES
18/03/2024	FACE	FACEPHI BIO	ADJUSTMENT IBEX GROWTH MARKET@ 15 (FF FACTOR CHANGE): +4.979.936 SHARES
18/03/2024	GIGA	GIGAS HOSTIN	ADJUSTMENT REVIEW IBEX GROWTH MARKET@ 15 (INCLUSION): +8.151.056 SHARES
18/03/2024	CITY	INTERCITY	ADJUSTMENT REVIEW IBEX GROWTH MARKET@ 15: +3.441.175 SHARES
18/03/2024	PAR	PARLEM	ADJUSTMENT REVIEW IBEX GROWTH MARKET@ 15 (EXCLUSION)
18/03/2024	SAI	SUBSTRATE AI	ADJUSTMENT IBEX GROWTH MARKET@ 15 (FF FACTOR CHANGE): -3.147.187 SHARES
18/03/2024	VANA	VANADI COFFE	ADJUSTMENT REVIEW IBEX GROWTH MARKET@ 15 (INCLUSION): +7.138.398 SHARES