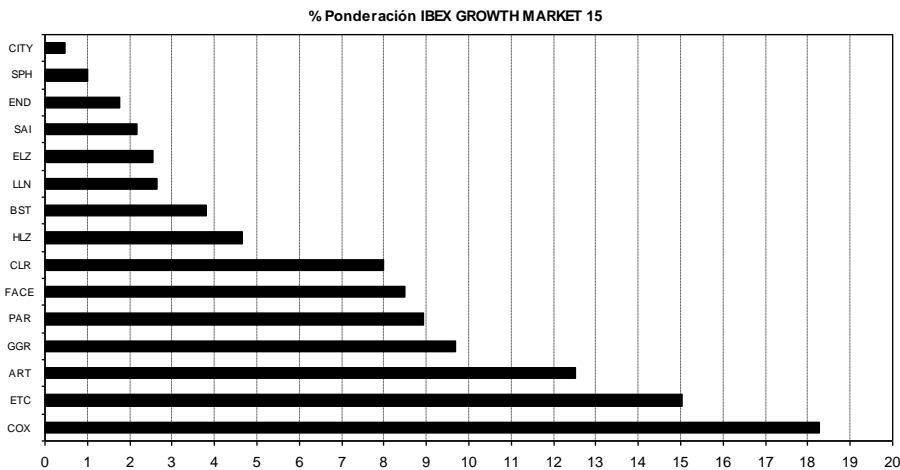


Composición del índice IBEX GROWTH MARKET 15 al cierre de: 15/03/2024 antes de ajuste
Index constituents of IBEX GROWTH MARKET 15 at the closing of: 15/03/2024 before adjustment

Cód. Sym.	Valor Company	Ajuste Free-Float Free-Float Adjust.	# Acciones # Shares	Cierre € Closing €	Capitalización € Capitalisation €	% Ponderación % Weighting
COX	COX ENERGY	20%	32.977.204	1,9500	64.305.547,8000	18,28
ETC	ENERGY SOLAR	50%	13.416.394	3,9400	52.860.592,3600	15,03
ART	ARTECHE	20%	11.418.803	3,8600	44.076.579,5800	12,53
GGR	GREENING	20%	5.820.455	5,8500	34.049.661,7500	9,68
PAR	PARLEM	50%	8.811.278	3,5700	31.456.262,4600	8,94
FACE	FACEPHI BIO	80%	14.418.656	2,0700	29.846.617,9200	8,48
CLR	CLERHP ESTR.	50%	7.032.136	4,0000	28.128.544,0000	8,00
HLZ	HOLALUZ	30%	6.566.616	2,5000	16.416.540,0000	4,67
BST	BIOTECHNOLOG	60%	34.708.063	0,3850	13.362.604,2550	3,80
LLN	LLEIDANETWOR	60%	9.629.966	0,9700	9.341.067,0200	2,66
ELZ	ELZINC	40%	51.420.666	0,1735	8.921.485,5510	2,54
SAI	SUBSTRATE AI	60%	39.130.224	0,1960	7.669.523,9040	2,18
END	ENDURANCE MO	50%	4.645.432	1,3300	6.178.424,5600	1,76
SPH	SOLARPROFIT	20%	3.925.800	0,9100	3.572.478,0000	1,02
CITY	INTERCITY	100%	21.132.241	0,0772	1.631.409,0052	0,46
265.053.934						100,00

IBEX GROWTH MARKET 15 de cierre: 1.786,4 Capitalización total IBEX GROWTH MARKET 15: 351.817.338,1652€



Composición del índice IBEX GROWTH MARKET 15 al cierre de: 15/03/2024 después de ajuste

Index constituents of IBEX GROWTH MARKET 15 at the closing of: 15/03/2024 after adjustment

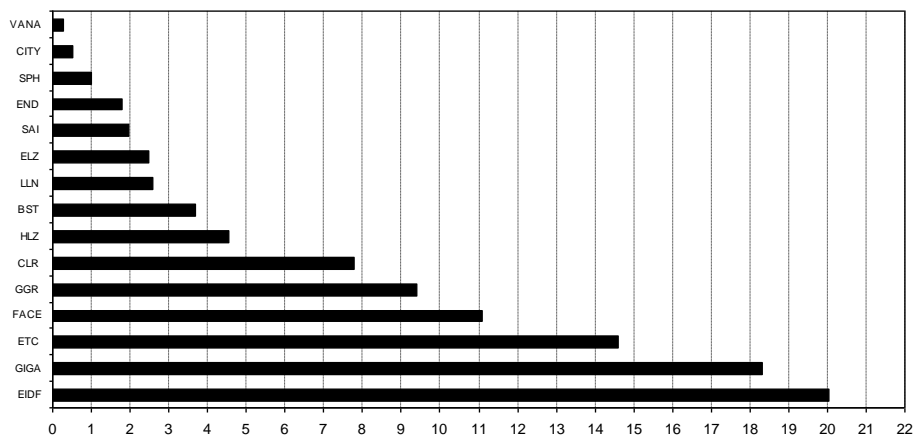
Cód. Sym.	Valor Company	Ajuste Free-Float Free-Float Adjust.	# Acciones # Shares	Cierre € Closing €	Capitalización € Capitalisation €	% Ponderación % Weighting
EIDF	EIDF	20%	11.852.941	6,1200	72.539.998,9200	20,03
GIGA	GIGAS HOSTIN	70%	8.151.056	8,1400	66.349.595,8400	18,32
ETC	ENERGY SOLAR	50%	13.416.394	3,9400	52.860.592,3600	14,60
FACE	FACEPHI BIO	90%	19.398.592	2,0700	40.155.085,4400	11,09
GGR	GREENING	20%	5.820.455	5,8500	34.049.661,7500	9,40
CLR	CLERHP ESTR.	50%	7.032.136	4,0000	28.128.544,0000	7,77
HLZ	HOLALUZ	30%	6.566.616	2,5000	16.416.540,0000	4,53
BST	BIOTECHNOLOG	60%	34.708.063	0,3850	13.362.604,2550	3,69
LLN	LLEIDANETWOR	60%	9.629.966	0,9700	9.341.067,0200	2,58
ELZ	ELZINC	40%	51.420.666	0,1735	8.921.485,5510	2,46
SAI	SUBSTRATE AI	50%	35.983.037	0,1960	7.052.675,2520	1,95
END	ENDURANCE MO	50%	4.893.401	1,3300	6.508.223,3300	1,80
SPH	SOLARPROFIT	20%	3.925.800	0,9100	3.572.478,0000	0,99
CITY	INTERCITY	100%	24.573.416	0,0772	1.897.067,7152	0,52
VANA	VANADI COFFE	80%	7.138.398	0,1335	952.976,1330	0,26

244.510.937

100,00

IBEX GROWTH MARKET 15 de cierre: 1.786,4 Capitalización tota IBEX GROWTH MARKET 15: 362.108.595,5662 €

% Ponderación IBEX GROWTH MARKET 15



Informe de ajuste IBEX GROWTH MARKET 15

IBEX GROWTH MARKET 15 adjustment report

15/03/2024 18:14:03

Indice antes de ajuste <i>Index before adjustment</i>	Indice después de ajuste <i>Index after adjustment</i>	Capitalización antes de ajuste <i>Market Capitalisation before adjustment</i>	Capitalización después de ajuste <i>Market Capitalisation after adjustment</i>	"J" de ajuste <i>"J" (Mkt. K2 - K1)</i>	Divisor IBEX GROWTH 15 <i>IBEX GROWTH 15 Divisor</i>
1.786,4	1.786,4	351.817.338,1652	362.108.595,5662	10.291.257,4010	202.703

Símbolo <i>Sym.</i>	Títulos antes de ajuste <i>Shares before adjustment</i>	Títulos después de ajuste <i>Shares after adjustment</i>	Capitalización antes de ajuste <i>Capitalisation before adjustment</i>	Capitalización después de ajuste <i>Capitalisation after adjustment</i>	Diferencia de Capitalizaciones <i>Capitalisation difference</i>
CITY	21.132.241	24.573.416	1.631.409,0052	1.897.067,7152	265.658,7100
END	4.645.432	4.893.401	6.178.424,5600	6.508.223,3300	329.798,7700
FACE	14.418.656	19.398.592	29.846.617,9200	40.155.085,4400	10.308.467,5200
SAI	39.130.224	35.983.037	7.669.523,9040	7.052.675,2520	-616.848,6520

Bajas en IBEX GROWTH MARKET 15

IBEX GROWTH MARKET 15 deletions

ART	11.418.803	0	44.076.579,5800	0,0000	-44.076.579,5800
COX	32.977.204	0	64.305.547,8000	0,0000	-64.305.547,8000
PAR	8.811.278	0	31.456.262,4600	0,0000	-31.456.262,4600

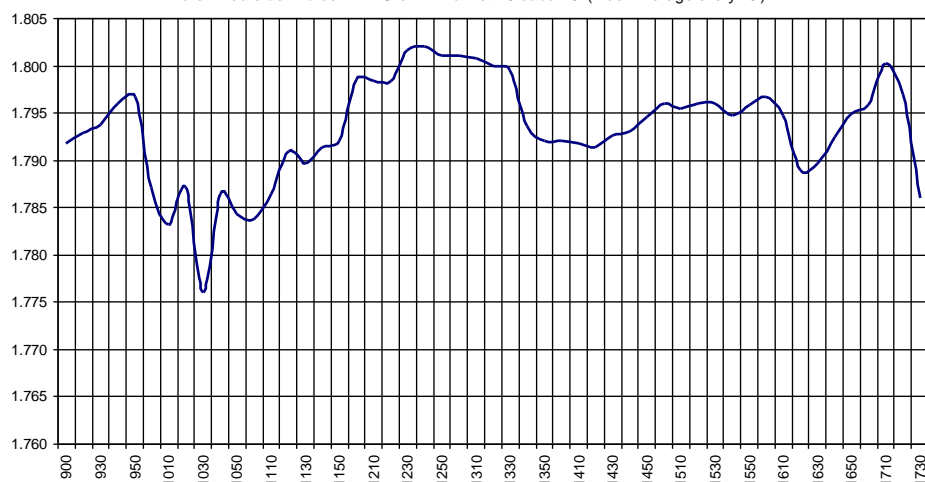
Altas en IBEX GROWTH MARKET 15

IBEX GROWTH MARKET 15 additions

EIDF	0	11.852.941	0,0000	72.539.998,9200	72.539.998,9200
GIGA	0	8.151.056	0,0000	66.349.595,8400	66.349.595,8400
VANA	0	7.138.398	0,0000	952.976,1330	952.976,1330

IBEX Growth Market 15						Hora
						Time
Anterior	Previous	1.786,4	Máximo	Max	1.803,3	12:39:30
Inicial	Open	1.785,4	Mínimo	Min	1.766,8	10:37:20
Cierre	Close	1.786,4	Variación	Change	0	
Medio	Mid	1.793,1	%Variación	%change	0,00%	

Valor medio del índice IBEX Growth Market 15 cada 10' (Index Average every 10')



Hechos Relevantes Públicos que afectan al IBEX GROWTH MARKET 15

Hechos Relevantes que afectan al cálculo del índice IBEX Growth Market 15

18/03/2024	ART	ARTECHE	AJUSTE REV. IBEX GROWTH MARKET® 15 (EXCLUSIÓN)
18/03/2024	COX	COX ENERGY	AJUSTE REV. IBEX GROWTH MARKET® 15 (EXCLUSIÓN)
18/03/2024	EIDF	EIDF	AJUSTE REV. IBEX GROWTH MARKET® 15 (INCLUSIÓN): +11.852.941 ACCS.
18/03/2024	END	ENDURANCE MO	AJUSTE REV. IBEX GROWTH MARKET® 15: +247.969 ACCS.
18/03/2024	FACE	FACEPHI BIO	AJUSTE IBEX GROWTH MARKET® 15 (CAMBIO FF): +4.979.936 ACCS.
18/03/2024	GIGA	GIGAS HOSTIN	AJUSTE REV. IBEX GROWTH MARKET® 15 (INCLUSIÓN): +8.151.056 ACCS.
18/03/2024	CITY	INTERCITY	AJUSTE REV. IBEX GROWTH MARKET® 15: +3.441.175 ACCS.
18/03/2024	PAR	PARLEM	AJUSTE REV. IBEX GROWTH MARKET® 15 (EXCLUSIÓN)
18/03/2024	SAI	SUBSTRATE AI	AJUSTE IBEX GROWTH MARKET® 15 (CAMBIO FF): -3.147.187 ACCS.
18/03/2024	VANA	VANADI COFFE	AJUSTE REV. IBEX GROWTH MARKET® 15 (INCLUSIÓN): +7.138.398 ACCS.

Relevant Facts related to IBEX GROWTH MARKET 15 index

Relevant Facts related to IBEX Growth Market 15 index calculation

18/03/2024	ART	ARTECHE	ADJUSTMENT REVIEW IBEX GROWTH MARKET® 15 (EXCLUSION)
18/03/2024	COX	COX ENERGY	ADJUSTMENT REVIEW IBEX GROWTH MARKET® 15 (EXCLUSION)

18/03/2024	EIDF	EIDF	ADJUSTMENT REVIEW IBEX GROWTH MARKET® 15 (INCLUSION): +11.852.941 SHARES
18/03/2024	END	ENDURANCE MO	ADJUSTMENT REVIEW IBEX GROWTH MARKET® 15: +247.969 SHARES
18/03/2024	FACE	FACEPHI BIO	ADJUSTMENT IBEX GROWTH MARKET® 15 (FF FACTOR CHANGE): +4.979.936 SHARES
18/03/2024	GIGA	GIGAS HOSTIN	ADJUSTMENT REVIEW IBEX GROWTH MARKET® 15 (INCLUSION): +8.151.056 SHARES
18/03/2024	CITY	INTERCITY	ADJUSTMENT REVIEW IBEX GROWTH MARKET® 15: +3.441.175 SHARES
18/03/2024	PAR	PARLEM	ADJUSTMENT REVIEW IBEX GROWTH MARKET® 15 (EXCLUSION)
18/03/2024	SAI	SUBSTRATE AI	ADJUSTMENT IBEX GROWTH MARKET® 15 (FF FACTOR CHANGE): -3.147.187 SHARES
18/03/2024	VANA	VANADI COFFE	ADJUSTMENT REVIEW IBEX GROWTH MARKET® 15 (INCLUSION): +7.138.398 SHARES