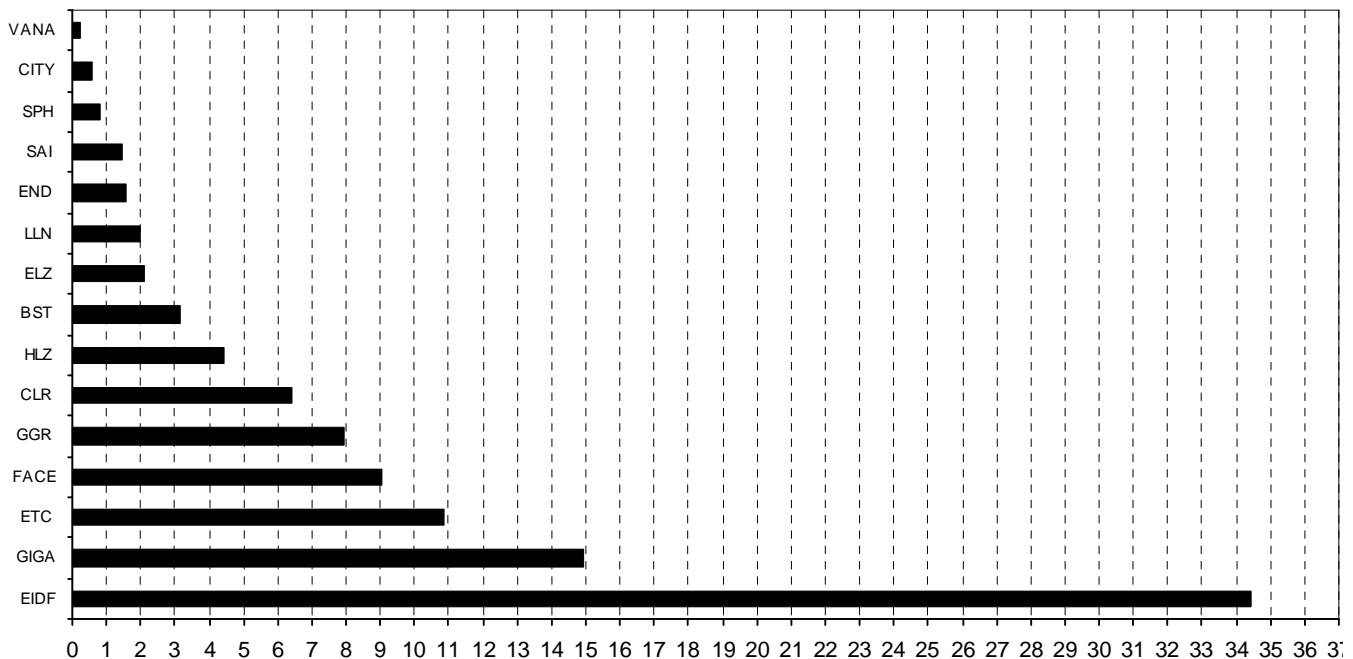


Composición del índice IBEX GROWTH MARKET 15 al cierre de: 05/04/2024 antes de ajuste
Index constituents of IBEX GROWTH MARKET 15 at the closing of: 05/04/2024 before adjustment

Cód. Sym.	Valor Company	Ajuste Free-Float Free-Float Adjust.	# Acciones # Shares	Cierre € Closing €	Capitalización € Capitalisation €	% Ponderación % Weighting
EIDF	EIDF	20%	11.852.941	12,1200	143.657.644,9200	34,45
GIGA	GIGAS HOSTIN	70%	8.151.056	7,6500	62.355.578,4000	14,95
ETC	ENERGY SOLAR	50%	13.416.394	3,3800	45.347.411,7200	10,87
FACE	FACEPHI BIO	90%	19.398.592	1,9500	37.827.254,4000	9,07
GGR	GREENING	20%	5.820.455	5,7000	33.176.593,5000	7,96
CLR	CLERHP ESTR.	50%	7.032.136	3,7900	26.651.795,4400	6,39
HLZ	HOLALUZ	30%	6.566.616	2,8100	18.452.190,9600	4,42
BST	BIOTECHNOLOG	60%	34.708.063	0,3770	13.084.939,7510	3,14
ELZ	ELZINC	40%	51.420.666	0,1685	8.664.382,2210	2,08
LLN	LLEIDANETWOR	60%	9.629.966	0,8700	8.378.070,4200	2,01
END	ENDURANCE MO	50%	4.893.401	1,3600	6.655.025,3600	1,60
SAI	SUBSTRATE AI	50%	35.983.037	0,1692	6.088.329,8604	1,46
SPH	SOLARPROFIT	20%	3.925.800	0,8620	3.384.039,6000	0,81
CITY	INTERCITY	100%	34.353.358	0,0690	2.370.381,7020	0,57
VANA	VANADI COFFE	80%	7.138.398	0,1280	913.714,9440	0,22
254.290.879						100,00

IBEX GROWTH MARKET 15 de cierre: 2.053,1 Capitalización total IBEX GROWTH MARKET 15: 417.007.353,1984 €

% Ponderación IBEX GROWTH MARKET 15



Composición del índice IBEX GROWTH MARKET 15 al cierre de: 05/04/2024 después de ajuste

Index constituents of IBEX GROWTH MARKET 15 at the closing of: 05/04/2024 after adjustment

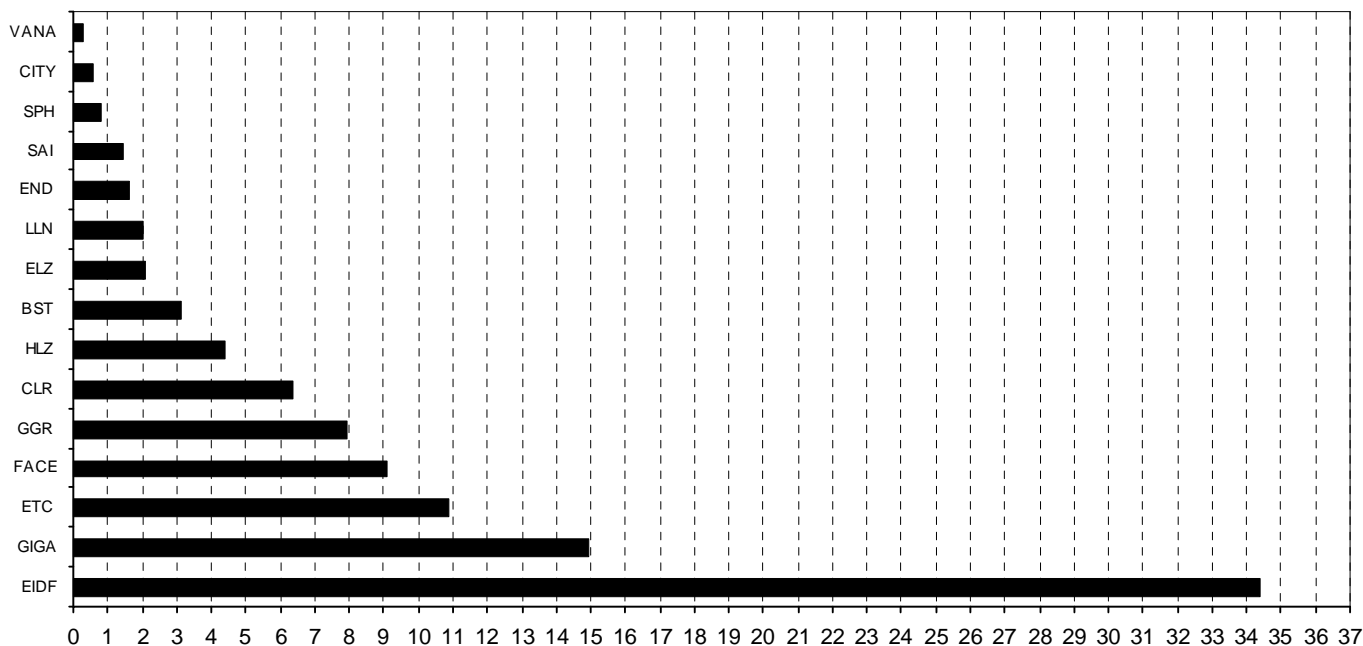
Cód. Sym.	Valor Company	Ajuste Free-Float Free-Float Adjust.	# Acciones # Shares	Cierre € Closing €	Capitalización € Capitalisation €	% Ponderación % Weighting
EIDF	EIDF	20%	11.852.941	12,1200	143.657.644,9200	34,42
GIGA	GIGAS HOSTIN	70%	8.151.056	7,6500	62.355.578,4000	14,94
ETC	ENERGY SOLAR	50%	13.416.394	3,3800	45.347.411,7200	10,86
FACE	FACEPHI BIO	90%	19.398.592	1,9500	37.827.254,4000	9,06
GGR	GREENING	20%	5.820.455	5,7000	33.176.593,5000	7,95
CLR	CLERHP ESTR.	50%	7.032.136	3,7900	26.651.795,4400	6,39
HLZ	HOLALUZ	30%	6.566.616	2,8100	18.452.190,9600	4,42
BST	BIOTECHNOLOG	60%	34.708.063	0,3770	13.084.939,7510	3,13
ELZ	ELZINC	40%	51.420.666	0,1685	8.664.382,2210	2,08
LLN	LLEIDANETWOR	60%	9.629.966	0,8700	8.378.070,4200	2,01
END	ENDURANCE MO	50%	4.893.401	1,3600	6.655.025,3600	1,59
SAI	SUBSTRATE AI	50%	35.983.037	0,1692	6.088.329,8604	1,46
SPH	SOLARPROFIT	20%	3.925.800	0,8620	3.384.039,6000	0,81
CITY	INTERCITY	100%	34.353.358	0,0690	2.370.381,7020	0,57
VANA	VANADI COFFE	80%	10.241.782	0,1280	1.310.948,0960	0,31

257.394.263

100,00

IBEX GROWTH MARKET 15 de cierre: 2.053,1 Capitalización tota IBEX GROWTH MARKET 15: 417.404.586,3504 €

% Ponderación IBEX GROWTH MARKET 15



Informe de ajuste IBEX GROWTH MARKET 15

IBEX GROWTH MARKET 15 adjustment report

05/04/2024 18:09:24

Indice antes de ajuste <i>Index before adjustment</i>	Indice después de ajuste <i>Index after adjustment</i>	Capitalización antes de ajuste <i>Market Capitalisation before adjustment</i>	Capitalización después de ajuste <i>Market Capitalisation after adjustment</i>	"J" de ajuste <i>"J" (Mkt. K2 - K1)</i>	Divisor IBEX GROWTH 15 <i>IBEX GROWTH 15 Divisor</i>
2.053,1	2.053,1	417.007.353,1984	417.404.586,3504	397.233,1520	203.308

Símbolo <i>Sym.</i>	Títulos antes de ajuste <i>Shares before adjustment</i>	Títulos después de ajuste <i>Shares after adjustment</i>	Capitalización antes de ajuste <i>Capitalisation before adjustment</i>	Capitalización después de ajuste <i>Capitalisation after adjustment</i>	Diferencia de Capitalizaciones <i>Capitalisation difference</i>
VANA	7.138.398	10.241.782	913.714,9440	1.310.948,0960	397.233,1520

Bajas en IBEX GROWTH MARKET 15

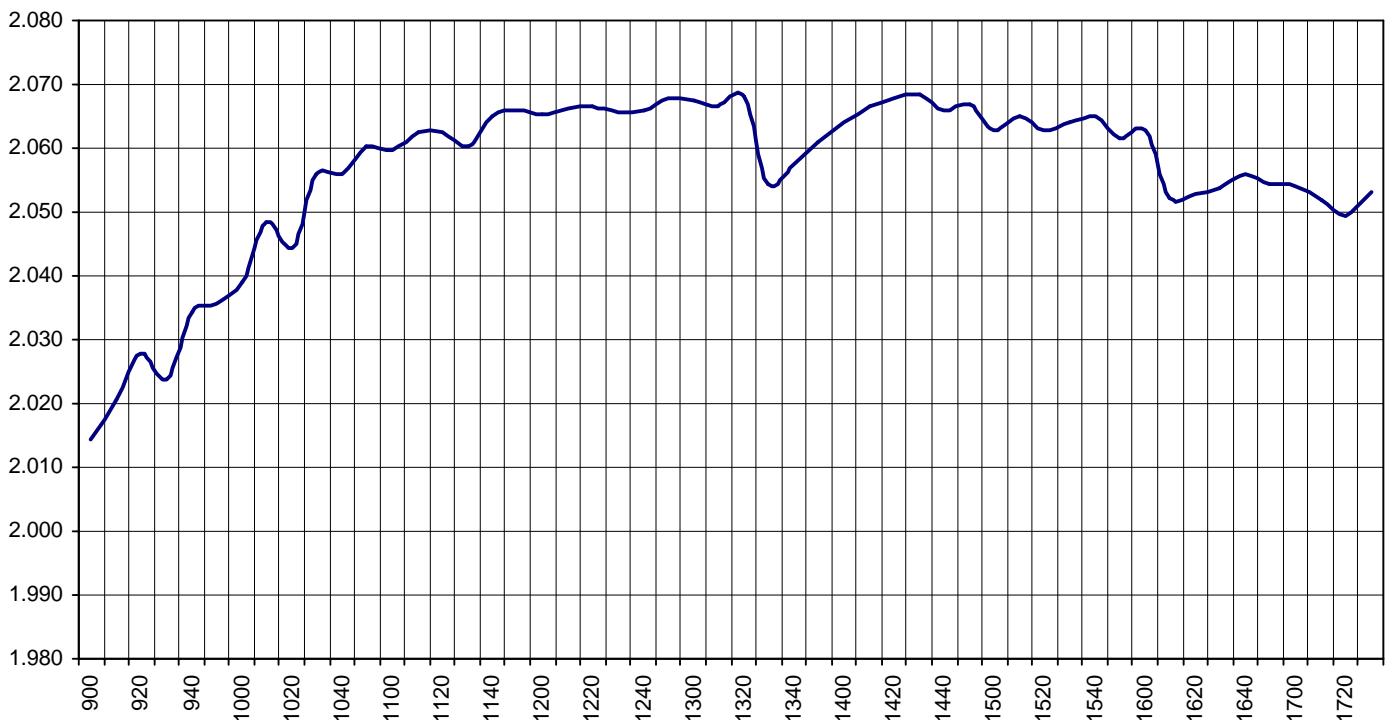
IBEX GROWTH MARKET 15 deletions

Altas en IBEX GROWTH MARKET 15

IBEX GROWTH MARKET 15 additions

IBEX Growth Market 15			Hora			
			Time			
Anterior	Previous	2.020,0	Máximo	Max	2.070,9	10:33:30
Inicial	Open	2.021,7	Mínimo	Min	2.006,2	09:04:06
Cierre	Close	2.053,1	Variación	Change	+33,1	
Medio	Mid	2.049,2	%Variación	%change	1,64%	

Valor medio del índice IBEX Growth Market 15 cada 10' (Index Average every 10')



Hechos Relevantes Públicos que afectan al IBEX GROWTH MARKET 15

Hechos Relevantes que afectan al cálculo del índice IBEX Growth Market 15

08/04/2024 VANA VANADI COFFE AJUSTE POR INTEGRACIÓN DE 3.103.384 ACCIONES

Relevant Facts related to IBEX GROWTH MARKET 15 index

Relevant Facts related to IBEX Growth Market 15 index calculation

08/04/2024 VANA VANADI COFFE ADJUSTMENT FOR INTEGRATION OF 3,103,384 SHARES