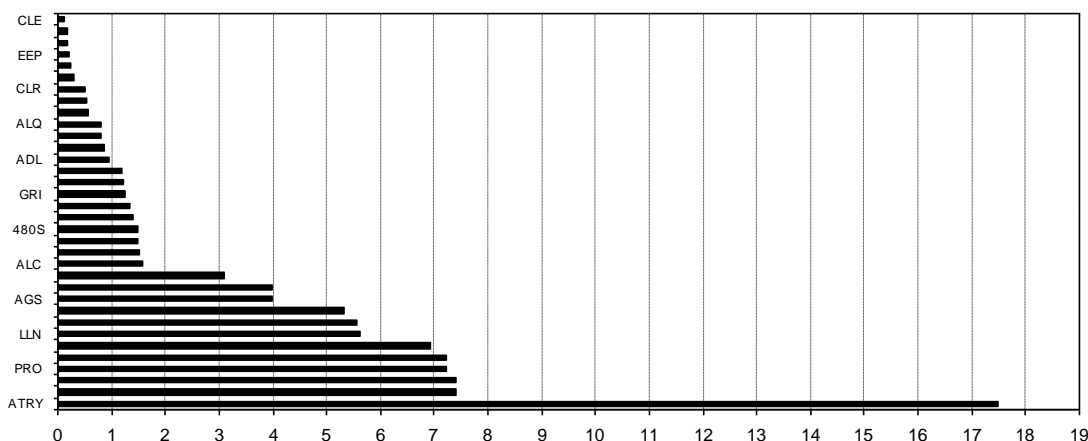


**Composición del índice IBEX GROWTH MARKET ALL SHARE al cierre de: 03/05/2021 antes de ajuste**  
*Index constituents of IBEX GROWTH MARKET ALL SHARE at the closing of: 03/05/2021 before adjustment*

Cód. Sym.	Valor Company	Ajuste Free-Float Free-Float Adjust.	# Acciones # Shares	Cierre € Closing €	Capitalización € Capitalisation €	% Ponderación % Weighting
ATRY	ATRY	70%	21.123.518	9,3000	196.448.717,4000	17,48
HLZ	HOLALUZ	30%	6.173.845	13,5000	83.346.907,5000	7,42
IZER	IZERTIS	40%	9.047.892	9,1800	83.059.648,5600	7,39
PRO	PROEDUCA	10%	4.517.897	18,0000	81.322.146,0000	7,24
AGIL	AGILE CONTEN	50%	10.523.503	7,7200	81.241.443,1600	7,23
GIGA	GIGAS HOSTIN	100%	7.719.365	10,1000	77.965.586,5000	6,94
LLN	LLEIDANETWOR	60%	9.629.966	6,5500	63.076.277,3000	5,61
GRN	GREENALIA	20%	4.246.694	14,7500	62.638.736,5000	5,57
MAKS	MAKING SCIEN	30%	2.118.690	28,2000	59.747.058,0000	5,32
AGS	ASPY GLOBAL	20%	15.571.428	2,8800	44.845.712,6400	3,99
FACE	FACEPHI BIO	80%	11.542.815	3,8850	44.843.836,2750	3,99
NBI	NBI BEARINGS	40%	4.932.107	7,0500	34.771.354,3500	3,09
ALC	ALTIA CONSUL	10%	687.819	25,8000	17.745.730,2000	1,58
INC	INCLAM	40%	11.852.328	1,4500	17.185.875,6000	1,53
ELZ	ELZINC	40%	10.284.133	1,6200	16.660.295,4600	1,48
480S	CUATROOCHENT	30%	667.372	24,8000	16.550.825,6000	1,47
IFF	IFFE FUTURA	50%	11.499.545	1,3600	15.639.381,2000	1,39
NTX	NETEX	40%	3.546.244	4,2400	15.036.074,5600	1,34
GRI	GRIÑO	20%	6.120.277	2,3200	14.199.042,6400	1,26
DOMO	DOMO ACTIVOS	60%	6.873.008	1,9900	13.677.285,9200	1,22
PANG	PANGAEA ONC	30%	5.617.534	2,3600	13.257.380,2400	1,18
ADL	ADL BIONATUR	30%	11.816.720	0,9080	10.729.581,7600	0,95
COM	CATENON	70%	13.113.694	0,7500	9.835.270,5000	0,88
KOM	KOMPUESTOS	30%	3.646.710	2,5000	9.116.775,0000	0,81
ALQ	ALQUIBER	30%	1.684.435	5,4000	9.095.949,0000	0,81
SEC	SECUOYA	10%	807.357	7,8500	6.337.752,4500	0,56
TR1	TIER 1 TECH.	30%	300.000	20,0000	6.000.000,0000	0,53
CLR	CLERHP ESTR.	30%	3.023.030	1,9200	5.804.217,6000	0,52
MED	MEDCOM TECH	20%	2.643.692	1,2700	3.357.488,8400	0,30
MONI	MONDO TV	20%	11.870.972	0,2120	2.516.646,0640	0,22
EEP	EUROESPES	40%	4.312.069	0,5100	2.199.155,1900	0,20
RBT	ROBOT	30%	855.145	2,5000	2.137.862,5000	0,19
CMM	COMMCENTER	30%	1.981.921	1,0000	1.981.921,0000	0,18
CLE	CLEVER GLO.	30%	4.716.720	0,3000	1.415.016,0000	0,13
<b>225.068.445</b>						<b>100,00</b>

**IBEX GROWTH MARKET ALL SHARE: 2.000,3 Capitalización total: 1.123.786.951,509**

**% Ponderación IBEX GROWTH MARKET ALL SHARE**



**Composición del índice IBEX GROWTH MARKET ALL SHARE al cierre de: 03/05/2021 después de ajuste**  
*Index constituents of IBEX GROWTH MARKET ALL SHARE at the closing of: 03/05/2021 after adjustment*

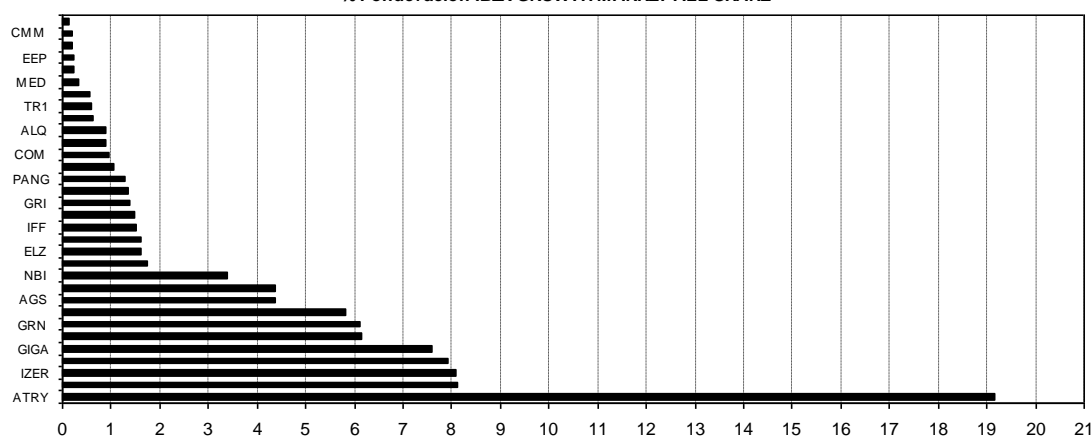
Cód. Sym	Valor Company	Ajuste Free-Float Free-Float Adjust.	# Acciones # Shares	Cierre € Closing €	Capitalización € Capitalisation €	% Ponderación % Weighting
ATRY	ATRY	70%	21.123.518	9,3000	196.448.717,4000	19,16
HLZ	HOLALUZ	30%	6.173.845	13,5000	83.346.907,5000	8,13
IZER	IZERTIS	40%	9.047.892	9,1800	83.059.648,5600	8,10
PRO	PROEDUCA	10%	4.517.897	18,0000	81.322.146,0000	7,93
GIGA	GIGAS HOSTIN	100%	7.719.365	10,1000	77.965.586,5000	7,60
LLN	LLEIDANETWOR	60%	9.629.966	6,5500	63.076.277,3000	6,15
GRN	GREENALIA	20%	4.246.694	14,7500	62.638.736,5000	6,11
MAKS	MAKING SCIEN	30%	2.118.690	28,2000	59.747.058,0000	5,83
AGS	ASPY GLOBAL	20%	15.571.428	2,8800	44.845.712,6400	4,37
FACE	FACEPHI BIO	80%	11.542.815	3,8850	44.843.836,2750	4,37
NBI	NBI BEARINGS	40%	4.932.107	7,0500	34.771.354,3500	3,39
ALC	ALTIA CONSUL	10%	687.819	25,8000	17.745.730,2000	1,73
ELZ	ELZINC	40%	10.284.133	1,6200	16.660.295,4600	1,62
480S	CUATROOCHENT	30%	667.372	24,8000	16.550.825,6000	1,61
IFF	IFFE FUTURA	50%	11.499.545	1,3600	15.639.381,2000	1,53
NTX	NETEX	40%	3.546.244	4,2400	15.036.074,5600	1,47
GRI	GRIÑO	20%	6.120.277	2,3200	14.199.042,6400	1,38
DOMO	DOMO ACTIVOS	60%	6.873.008	1,9900	13.677.285,9200	1,33
PANG	PANGAEA ONC	30%	5.617.534	2,3600	13.257.380,2400	1,29
ADL	ADL BIONATUR	30%	11.816.720	0,9080	10.729.581,7600	1,05
COM	CATENON	70%	13.113.694	0,7500	9.835.270,5000	0,96
KOM	KOMPUESTOS	30%	3.646.710	2,5000	9.116.775,0000	0,89
ALQ	ALQUIBER	30%	1.684.435	5,4000	9.095.949,0000	0,89
SEC	SECUOYA	10%	807.357	7,8500	6.337.752,4500	0,62
TR1	TIER 1 TECH.	30%	300.000	20,0000	6.000.000,0000	0,59
CLR	CLERHP ESTR.	30%	3.023.030	1,9200	5.804.217,6000	0,57
MED	MEDCOM TECH	20%	2.643.692	1,2700	3.357.488,8400	0,33
MONI	MONDO TV	20%	11.870.972	0,2120	2.516.646,0640	0,25
EEP	EUROESPES	40%	4.312.069	0,5100	2.199.155,1900	0,21
RBT	ROBOT	30%	855.145	2,5000	2.137.862,5000	0,21
CMM	COMMCENTER	30%	1.981.921	1,0000	1.981.921,0000	0,19
CLE	CLEVER GLO.	30%	4.716.720	0,3000	1.415.016,0000	0,14
<b>202.692.614</b>						<b>100,00</b>

**IBEX GROWTH MARKET ALL SHARE: 2.000,3**

**Capitalización total:**

**1.025.359.632,749 €**

**% Ponderación IBEX GROWTH MARKET ALL SHARE**



# Informe de ajuste IBEX GROWTH MARKET ALL SHARE

## IBEX GROWTH MARKET ALL SHARE adjustment report

03/05/2021 18:10:55

Indice antes de ajuste	Indice después de ajuste	Capitalización antes de ajuste	Capitalización después de ajuste	"J" de ajuste	Divisor IBEX GROWTH AS
<i>Index before adjustment</i>	<i>Index after adjustment</i>	<i>Market Capitalisation before adjustment</i>	<i>Market Capitalisation after adjustment</i>	<i>"J" (Mkt. K2 - K1)</i>	<i>IBEX GROWTH AS Divisor</i>
2.000,3	2.000,3	1.123.786.951,509	1.025.359.632,749	-98.427.318,760	512.613

Símbolo	Títulos antes de ajuste	Títulos después de ajuste	Capitalización antes de ajuste	Capitalización después de ajuste	Diferencia de Capitalizaciones
<i>Sym.</i>	<i>Shares before adjustment</i>	<i>Shares after adjustment</i>	<i>Capitalisation before adjustment</i>	<i>Capitalisation after adjustment</i>	<i>Capitalisation difference</i>

### Bajas en IBEX GROWTH MARKET ALL SHARE

IBEX GROWTH MARKET ALL SHARE deletions

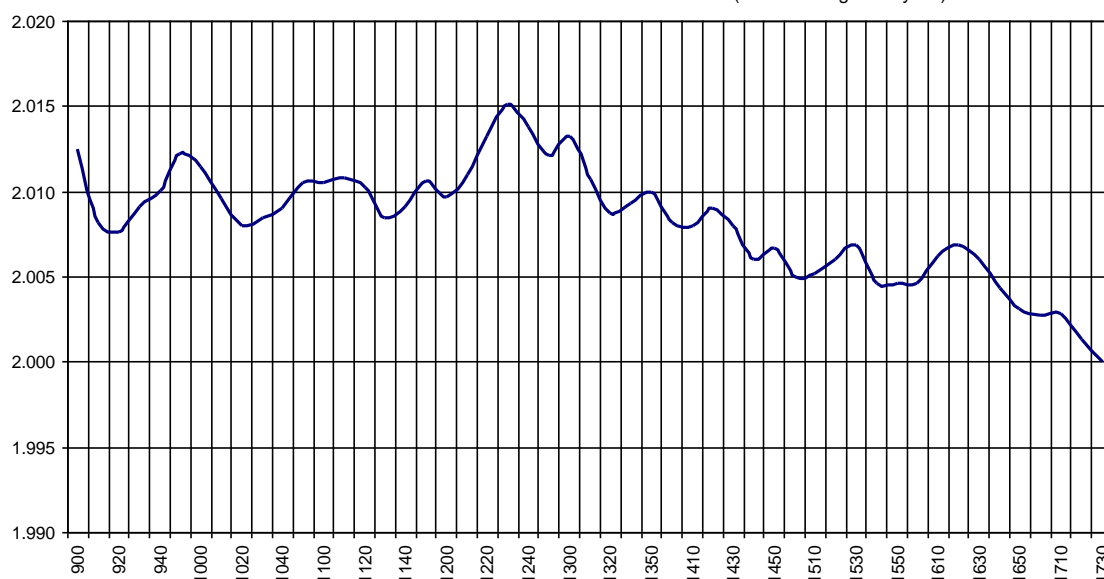
AGIL	10.523.503	0	81.241.443,1600	0,0000	-81.241.443,1600
INC	11.852.328	0	17.185.875,6000	0,0000	-17.185.875,6000

### Altas en IBEX GROWTH MARKET ALL SHARE

IBEX GROWTH MARKET ALL SHARE additions

IBEX Growth Market All Share			Hora			
			Time			
Anterior	Previous	2.007,7	Máximo	Max	2.016,2	12:33:14
Inicial	Open	2.014,8	Mínimo	Min	1.999,3	17:23:40
Cierre	Close	2.000,3	Variación	Change	-7,4	
Medio	Mid	2.009,1	%Variación	%change	-0,37%	

Valor medio del índice IBEX Growth Market All Share cada 10' (Index Average every 10')



## Hechos Relevantes Públicos que afectan al IBEX GROWTH MARKET ALL SHARE index

### Hechos Relevantes que afectan al cálculo del índice IBEX Growth Market All Share

04/05/2021 AGIL AGILE CONTEN AJUSTE POR EXCLUSIÓN VALOR POR SUSPENSIÓN COTIZACIÓN  
 04/05/2021 INC INCLAM AJUSTE POR EXCLUSIÓN VALOR POR SUSPENSIÓN COTIZACIÓN

### Fechas Ex-Date Dividendos de los valores componentes del índice IBEX MAB® All Share

11/05/2021 TR1 TIER 1 TECH. EX DATE DIVIDENDO 20: 0,35 € BRUTOS (FECHA DE PAGO: 13/05/2021)

## Relevant Facts related to IBEX GROWTH MARKET ALL SHARE index

### Relevant Facts related to IBEX Growth Market All Share index calculation

04/05/2021 AGIL AGILE CONTEN ADJUSTMENT FOR EXCLUSION BY TRADING SUSPENSION  
 04/05/2021 INC INCLAM ADJUSTMENT FOR EXCLUSION BY TRADING SUSPENSION