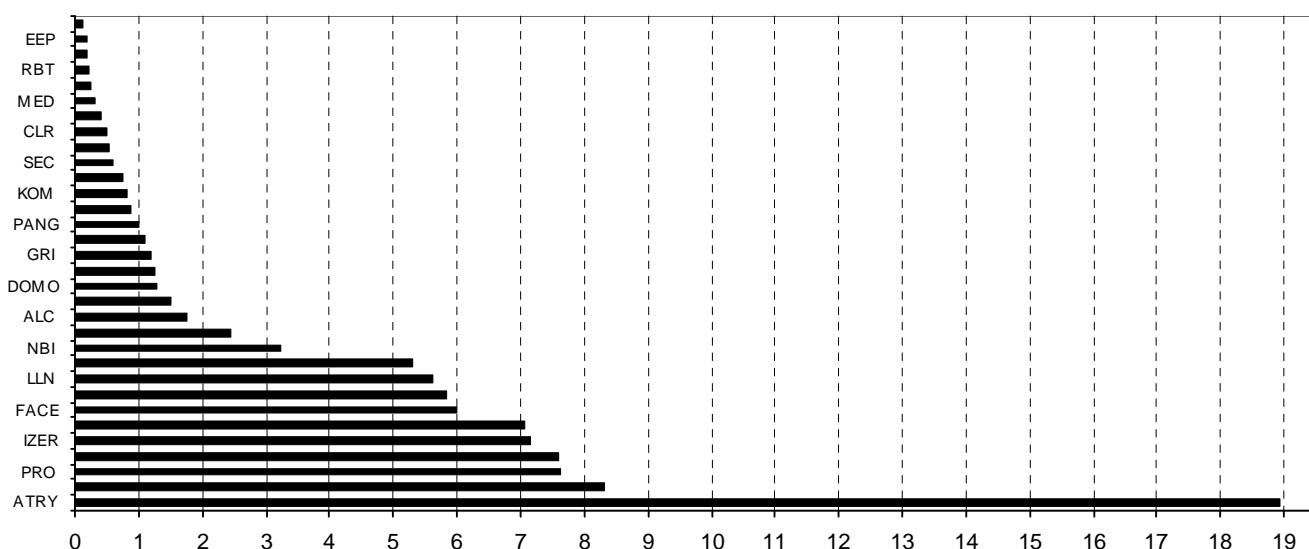


Composición del índice IBEX GROWTH MARKET ALL SHARE al cierre de: 17/06/2021 antes de ajuste
Index constituents of IBEX GROWTH MARKET ALL SHARE at the closing of: 17/06/2021 before adjustment

Cód. Sym.	Valor Company	Ajuste Free-Float Free-Float Adjust.	# Acciones # Shares	Cierre € Closing €	Capitalización € Capitalisation €	% Ponderación % Weighting
ATRY	ATRY S	70%	21.123.518	9,3000	196.448.717,4000	18,92
HLZ	HOLALUZ	30%	6.173.845	14,0000	86.433.830,0000	8,33
PRO	PROEDUCA	10%	4.517.897	17,5000	79.063.197,5000	7,62
AGIL	AGILE CONTEN	50%	10.523.503	7,5000	78.926.272,5000	7,60
IZER	IZERTIS	40%	9.047.892	8,2000	74.192.714,4000	7,15
GIGA	GIGAS HOSTIN	100%	7.719.365	9,4800	73.179.580,2000	7,05
FACE	FACEPHI BIO	80%	11.732.780	5,3000	62.183.734,0000	5,99
GRN	GREENALIA	20%	4.246.694	14,2500	60.515.389,5000	5,83
LLN	LLEIDANETWOR	60%	9.629.966	6,0700	58.453.893,6200	5,63
MAKS	MAKING SCIEN	30%	2.118.690	26,0000	55.085.940,0000	5,31
NBI	NBI BEARINGS	40%	4.932.107	6,8000	33.538.327,6000	3,23
ELZ	ELZINC	40%	10.284.133	2,4800	25.504.649,8400	2,46
ALC	ALTIA CONSUL	10%	687.819	26,6000	18.295.985,4000	1,76
NTX	NETEX	40%	3.546.244	4,4000	15.603.473,6000	1,50
DOMO	DOMO ACTIVOS	60%	6.873.008	1,9400	13.333.635,5200	1,28
COM	CATENON	70%	13.113.694	0,9960	13.061.239,2240	1,26
GRI	GRIÑO	20%	6.120.277	2,0000	12.240.554,0000	1,18
480S	CUATROOCHENT	30%	667.372	17,2000	11.478.798,4000	1,11
PANG	PANGAEA ONC	30%	5.617.534	1,8800	10.560.963,9200	1,02
ALQ	ALQUIBER	30%	1.684.435	5,5000	9.264.392,5000	0,89
KOM	KOMPUESTOS	30%	3.646.710	2,3400	8.533.301,4000	0,82
ADL	ADL BIONATUR	30%	11.977.434	0,6400	7.665.557,7600	0,74
SEC	SECUOYA	10%	807.357	7,8500	6.337.752,4500	0,61
TR1	TIER 1 TECH.	30%	300.000	18,1000	5.430.000,0000	0,52
CLR	CLERHP ESTR.	30%	3.023.030	1,7700	5.350.763,1000	0,52
IFF	IFFE FUTURA	50%	11.499.545	0,3640	4.185.834,3800	0,40
MED	MEDCOM TECH	20%	2.643.692	1,2000	3.172.430,4000	0,31
MONI	MONDO TV	20%	11.870.972	0,2100	2.492.904,1200	0,24
RBT	ROBOT	30%	855.145	2,8000	2.394.406,0000	0,23
CMM	COMMCENTER	30%	1.981.921	0,9800	1.942.282,5800	0,19
EEP	EUROESPES	40%	4.312.069	0,4400	1.897.310,3600	0,18
CLE	CLEVER GLO.	30%	4.716.720	0,3000	1.415.016,0000	0,14
			197.995.368			100,00

IBEX GROWTH MARKET ALL SHARE: 1.949,6 Capitalización total: 1.038.182.847,674

% Ponderación IBEX GROWTH MARKET ALL SHARE



Composición del índice IBEX GROWTH MARKET ALL SHARE al cierre de: 17/06/2021 después de ajuste
Index constituents of IBEX GROWTH MARKET ALL SHARE at the closing of: 17/06/2021 after adjustment

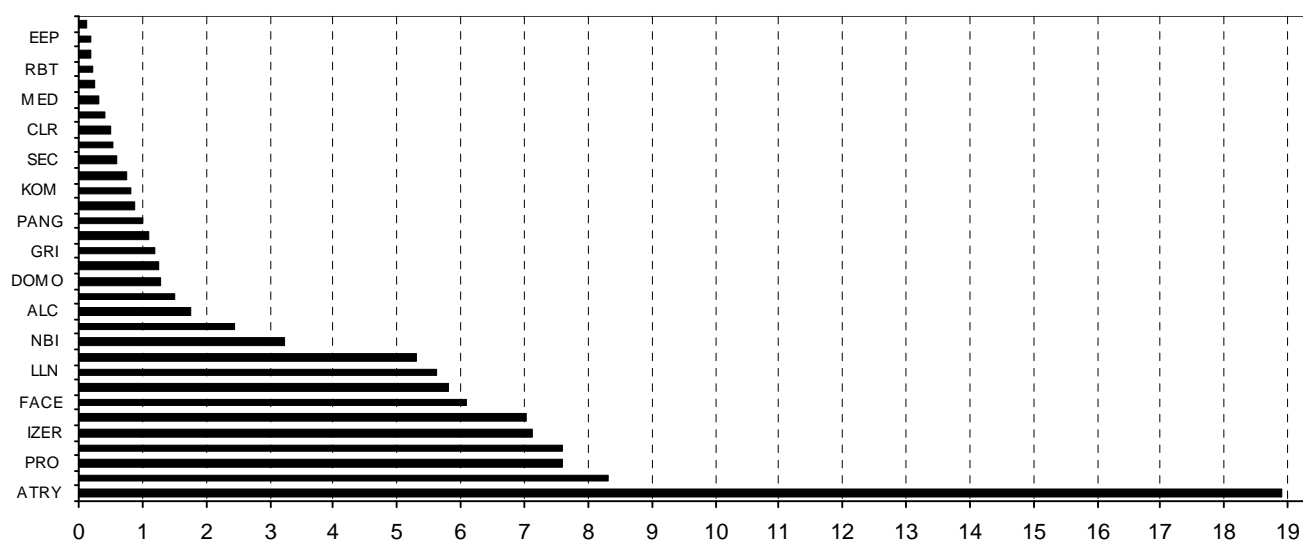
Cód. Sym	Valor Company	Ajuste Free-Float Free-Float Adjust.	# Acciones # Shares	Cierre € Closing €	Capitalización € Capitalisation €	% Ponderación % Weighting
ATRY	ATRY	70%	21.123.518	9,3000	196.448.717,4000	18,90
HLZ	HOLALUZ	30%	6.173.845	14,0000	86.433.830,0000	8,32
PRO	PROEDUCA	10%	4.517.897	17,5000	79.063.197,5000	7,61
AGIL	AGILE CONTEN	50%	10.523.503	7,5000	78.926.272,5000	7,59
IZER	IZERTIS	40%	9.047.892	8,2000	74.192.714,4000	7,14
GIGA	GIGAS HOSTIN	100%	7.719.365	9,4800	73.179.580,2000	7,04
FACE	FACEPHI BIO	80%	11.957.581	5,3000	63.375.179,3000	6,10
GRN	GREENALIA	20%	4.246.694	14,2500	60.515.389,5000	5,82
LLN	LLEIDANETWOR	60%	9.629.966	6,0700	58.453.893,6200	5,62
MAKS	MAKING SCIEN	30%	2.118.690	26,0000	55.085.940,0000	5,30
NBI	NBI BEARINGS	40%	4.932.107	6,8000	33.538.327,6000	3,23
ELZ	ELZINC	40%	10.284.133	2,4800	25.504.649,8400	2,45
ALC	ALTIA CONSUL	10%	687.819	26,6000	18.295.985,4000	1,76
NTX	NETEX	40%	3.546.244	4,4000	15.603.473,6000	1,50
DOMO	DOMO ACTIVOS	60%	6.873.008	1,9400	13.333.635,5200	1,28
COM	CATENON	70%	13.113.694	0,9960	13.061.239,2240	1,26
GRI	GRIÑO	20%	6.120.277	2,0000	12.240.554,0000	1,18
480S	CUATROOCHENT	30%	667.372	17,2000	11.478.798,4000	1,10
PANG	PANGAEA ONC	30%	5.617.534	1,8800	10.560.963,9200	1,02
ALQ	ALQUIBER	30%	1.684.435	5,5000	9.264.392,5000	0,89
KOM	KOMPUESTOS	30%	3.646.710	2,3400	8.533.301,4000	0,82
ADL	ADL BIONATUR	30%	12.122.595	0,6400	7.758.460,8000	0,75
SEC	SECUOYA	10%	807.357	7,8500	6.337.752,4500	0,61
TR1	TIER 1 TECH.	30%	300.000	18,1000	5.430.000,0000	0,52
CLR	CLERHP ESTR.	30%	3.023.030	1,7700	5.350.763,1000	0,51
IFF	IFFE FUTURA	50%	11.499.545	0,3640	4.185.834,3800	0,40
MED	MEDCOM TECH	20%	2.643.692	1,2000	3.172.430,4000	0,31
MONI	MONDO TV	20%	11.870.972	0,2100	2.492.904,1200	0,24
RBT	ROBOT	30%	855.145	2,8000	2.394.406,0000	0,23
CMM	COMMCENTER	30%	1.981.921	0,9800	1.942.282,5800	0,19
EEP	EUROESPES	40%	4.312.069	0,4400	1.897.310,3600	0,18
CLE	CLEVER GLO.	30%	4.716.720	0,3000	1.415.016,0000	0,14
			198.365.330			100,00

IBEX GROWTH MARKET ALL SHARE: 1.949,6

Capitalización total:

1.039.467.196,014 €

% Ponderación IBEX GROWTH MARKET ALL SHARE



Informe de ajuste IBEX GROWTH MARKET ALL SHARE

IBEX GROWTH MARKET ALL SHARE adjustment report

17/06/2021 18:21:22

Índice antes de ajuste	Índice después de ajuste	Capitalización antes de ajuste	Capitalización después de ajuste	"J" de ajuste	Divisor IBEX GROWTH AS
<i>Index before adjustment</i>	<i>Index after adjustment</i>	<i>Market Capitalisation before adjustment</i>	<i>Market Capitalisation after adjustment</i>	<i>"J" (Mkt. K2 - K1)</i>	<i>IBEX GROWTH AS Divisor</i>
1.949,6	1.949,6	1.038.182.847,674	1.039.467.196,014	1.284.348,340	533.166

Símbolo	Títulos antes de ajuste	Títulos después de ajuste	Capitalización antes de ajuste	Capitalización después de ajuste	Diferencia de Capitalizaciones
<i>Sym.</i>	<i>Shares before adjustment</i>	<i>Shares after adjustment</i>	<i>Capitalisation before adjustment</i>	<i>Capitalisation after adjustment</i>	<i>Capitalisation difference</i>
ADL	11.977.434	12.122.595	7.665.557,760	7.758.460,800	92.903,040
FACE	11.732.780	11.957.581	62.183.734,000	63.375.179,300	1.191.445,300

Bajas en IBEX GROWTH MARKET ALL SHARE

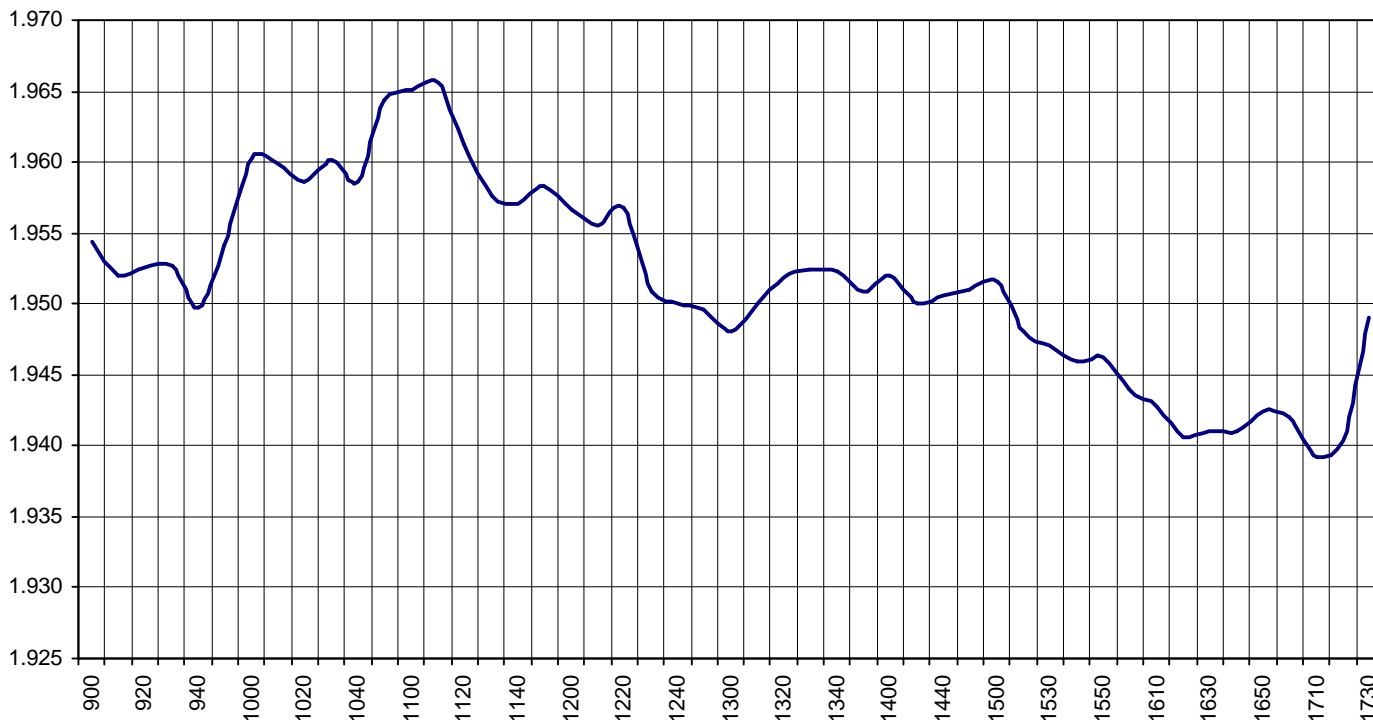
IBEX GROWTH MARKET ALL SHARE deletions

Altas en IBEX GROWTH MARKET ALL SHARE

IBEX GROWTH MARKET ALL SHARE additions

IBEX Growth Market All Share			Hora			
			Time			
Anterior	Previous	1.959,7	Máximo	Max	1.967,8	11:19:16
Inicial	Open	1.954,6	Mínimo	Min	1.935,7	17:16:59
Cierre	Close	1.949,6	Variación	Change	-10,1	
Medio	Mid	1.953,4	%Variación	%change	-0,52%	

Valor medio del índice IBEX Growth Market All Share cada 10' (Index Average every 10')



Hechos Relevantes Públicos que afectan al IBEX GROWTH MARKET ALL SHARE index

Hechos Relevantes que afectan al cálculo del índice IBEX Growth Market All Share

18/06/2021	ADL	ADL BIONATUR	AJUSTE POR INTEGRACIÓN DE 145.161 ACCS.
18/06/2021	FACE	FACEPHI BIO	AJUSTE POR INTEGRACIÓN DE 224.801 ACCS.
25/06/2021	ART	ARTECHE	AJUSTE POR INCLUSIÓN IBEX GROWTH ALL SHARE: 11.418.803 ACCS.

Relevant Facts related to IBEX GROWTH MARKET ALL SHARE index

Relevant Facts related to IBEX Growth Market All Share index calculation

18/06/2021	ADL	ADL BIONATUR	ADJUSTMENT FOR INTEGRATION OF 145,161 SHARES
18/06/2021	FACE	FACEPHI BIO	ADJUSTMENT FOR INTEGRATION OF 224,801 SHARES
25/06/2021	ART	ARTECHE	ADJUSTMENT FOR INCLUSION IBEX GROWTH ALL SHARE: 11,418,803 SHARES