

Composición del índice IBEX GROWTH MARKET ALL SHARE al cierre de: 22/04/2022 antes de ajuste
Index constituents of IBEX GROWTH MARKET ALL SHARE at the closing of: 22/04/2022 before adjustment

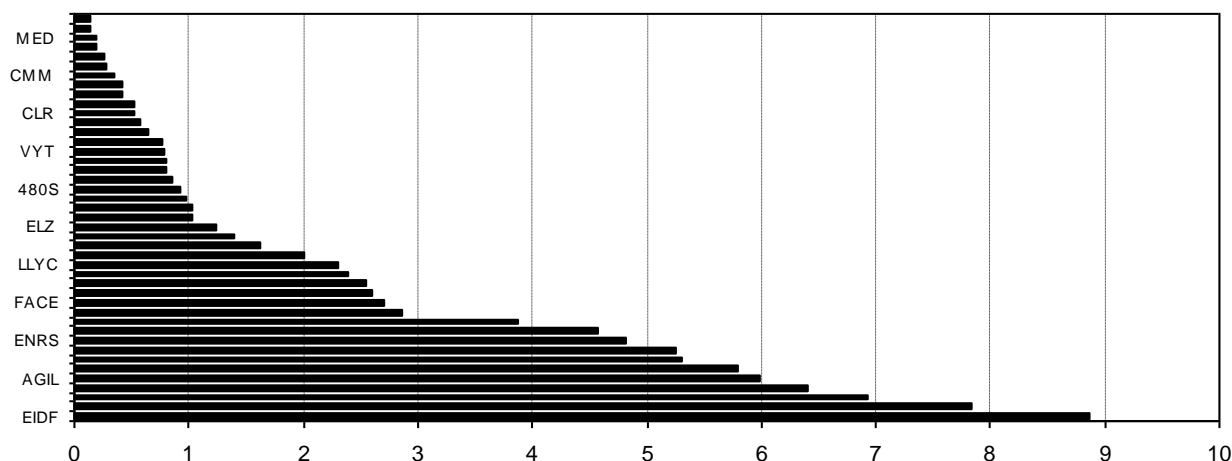
Cód. Sym.	Valor Company	Ajuste Free-Float Free-Float Adjust.	# Acciones # Shares	Cierre € Closing €	Capitalización € Capitalisation €	% Ponderación % Weighting
EIDF	EIDF	20%	2.716.084	40,2000	109.186.576,8000	8,86
IZER	IZERTIS	50%	11.704.285	8,2400	96.443.308,4000	7,83
PRO	PROEDUCA	10%	4.517.897	18,9000	85.388.253,3000	6,93
HLZ	HOLALUZ	30%	6.421.069	12,3000	78.979.148,7000	6,41
AGIL	AGILE CONTEN	60%	12.628.204	5,8400	73.748.711,3600	5,99
GIGA	GIGAS HOSTIN	70%	8.151.056	8,7600	71.403.250,5600	5,80
SNG	SINGULAR PEO	30%	16.155.758	4,0400	65.269.262,3200	5,30
GRN	GREENALIA	20%	4.434.194	14,6000	64.739.232,4000	5,26
ENRS	ENERSIDE	30%	11.197.535	5,3000	59.346.935,5000	4,82
PAR	PARLEM	60%	9.653.474	5,8400	56.376.288,1600	4,58
MAKS	MAKING SCIEN	30%	2.330.790	20,5000	47.781.195,0000	3,88
SPH	SOLARPROFIT	20%	3.925.800	9,0000	35.332.200,0000	2,87
FACE	FACEPHI BIO	80%	12.107.458	2,7600	33.416.584,0800	2,71
ART	ARTECHE	20%	11.418.803	2,8000	31.972.648,4000	2,60
LLN	LLEIDANETWOR	60%	9.629.966	3,2700	31.489.988,8200	2,56
MIO	MIOGROUP	60%	4.000.000	7,3500	29.400.000,0000	2,39
LLYC	LLYC	20%	2.327.914	12,2000	28.400.550,8000	2,31
COM	CATENON	60%	11.240.309	2,1900	24.616.276,7100	2,00
NBI	NBI BEARINGS	30%	3.699.080	5,4000	19.975.032,0000	1,62
ALC	ALTIA CONSUL	10%	687.819	25,0000	17.195.475,0000	1,40
ELZ	ELZINC	40%	51.420.666	0,2980	15.323.358,4680	1,24
NTX	NETEX	40%	3.546.244	3,6000	12.766.478,4000	1,04
AMEN	AETERNAL MEN	10%	1.323.217	9,6000	12.702.883,2000	1,03
GRI	GRIÑO	20%	6.120.277	1,9800	12.118.148,4600	0,98
480S	CUATROOCHENT	30%	672.293	16,9000	11.361.751,7000	0,92
DOMO	DOMO ACTIVOS	60%	6.873.008	1,5300	10.515.702,2400	0,85
END	ENDURANCE MO	40%	3.429.600	2,9000	9.945.840,0000	0,81
ALQ	ALQUIBER	30%	1.684.435	5,9000	9.938.166,5000	0,81
VYT	VYTRUS BIOTE	40%	2.846.040	3,4000	9.676.536,0000	0,79
TR1	TIER 1 TECH.	40%	4.000.000	2,3800	9.520.000,0000	0,77
PANG	PANGAEA ONC	20%	4.549.567	1,7400	7.916.246,5800	0,64
ADL	ADL BIONATUR	40%	18.621.370	0,3800	7.076.120,6000	0,57
CLR	CLERHP ESTR.	40%	4.030.707	1,5900	6.408.824,1300	0,52
KOM	KOMPUESTOS	30%	3.646.710	1,7500	6.381.742,5000	0,52
SEC	SECUOYA	10%	807.357	6,4000	5.167.084,8000	0,42
IFF	IFFE FUTURA	40%	9.199.636	0,5600	5.151.796,1600	0,42
CMM	COMMCENTER	30%	1.981.921	2,1800	4.320.587,7800	0,35
CITY	INTERCITY	90%	4.565.724	0,7660	3.497.344,5840	0,28
EEP	EUROESPES	50%	5.916.453	0,5550	3.283.631,4150	0,27
CLE	CLEVER GLO.	30%	7.526.220	0,3280	2.468.600,1600	0,20
MED	MEDCOM TECH	20%	2.643.692	0,8800	2.326.448,9600	0,19
RBT	ROBOT	30%	855.145	2,0000	1.710.290,0000	0,14
MONI	MONDO TV	20%	4.000.000	0,4260	1.704.000,0000	0,14

299.207.777

100,00

IBEX GROWTH MARKET ALL SHARE: 1.927,0 Capitalización total: 1.231.742.500,947

% Ponderación IBEX GROWTH MARKET ALL SHARE



Composición del índice IBEX GROWTH MARKET ALL SHARE al cierre de: 22/04/2022 después de ajuste
Index constituents of IBEX GROWTH MARKET ALL SHARE at the closing of: 22/04/2022 after adjustment

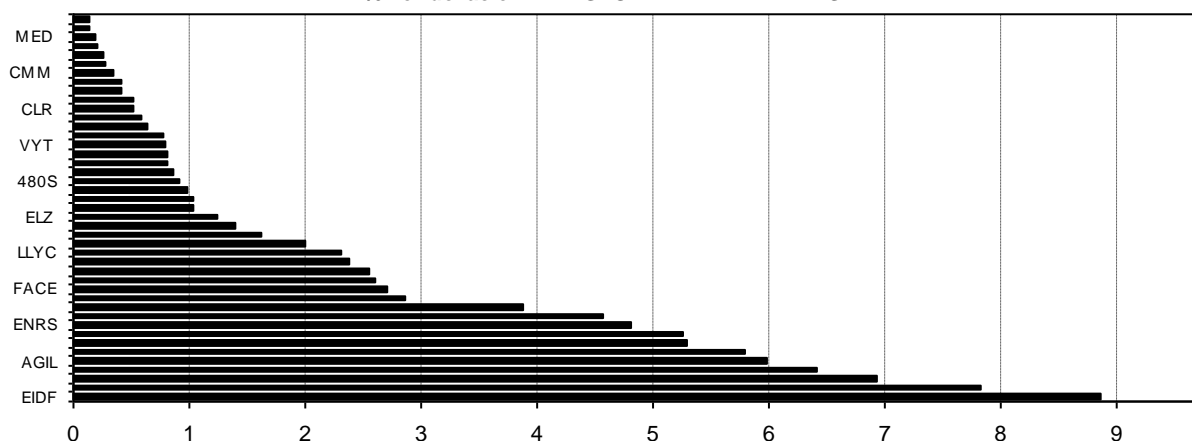
Cód. Sym	Valor Company	Ajuste Free-Float Free-Float Adjust.	# Acciones # Shares	Cierre € Closing €	Capitalización € Capitalisation €	% Ponderación % Weighting
EIDF	EIDF	20%	2.716.084	40,2000	109.186.576,8000	8,86
IZER	IZERTIS	50%	11.704.285	8,2400	96.443.308,4000	7,83
PRO	PROEDUCA	10%	4.517.897	18,9000	85.388.253,3000	6,93
HLZ	HOLALUZ	30%	6.421.069	12,3000	78.979.148,7000	6,41
AGIL	AGILE CONTEN	60%	12.628.204	5,8400	73.748.711,3600	5,99
GIGA	GIGAS HOSTIN	70%	8.151.056	8,7600	71.403.250,5600	5,80
SNG	SINGULAR PEO	30%	16.155.758	4,0400	65.269.262,3200	5,30
GRN	GREENALIA	20%	4.434.194	14,6000	64.739.232,4000	5,26
ENRS	ENERSIDE	30%	11.197.535	5,3000	59.346.935,5000	4,82
PAR	PARLEM	60%	9.653.474	5,8400	56.376.288,1600	4,58
MAKS	MAKING SCIEN	30%	2.330.790	20,5000	47.781.195,0000	3,88
SPH	SOLARPROFIT	20%	3.925.800	9,0000	35.332.200,0000	2,87
FACE	FACEPHI BIO	80%	12.107.458	2,7600	33.416.584,0800	2,71
ART	ARTECHE	20%	11.418.803	2,8000	31.972.648,4000	2,60
LLN	LLEIDANETWOR	60%	9.629.966	3,2700	31.489.988,8200	2,56
MIO	MIOGROUP	60%	4.000.000	7,3500	29.400.000,0000	2,39
LLYC	LLYC	20%	2.327.914	12,2000	28.400.550,8000	2,31
COM	CATENON	60%	11.240.309	2,1900	24.616.276,7100	2,00
NBI	NBI BEARINGS	30%	3.699.080	5,4000	19.975.032,0000	1,62
ALC	ALTIA CONSUL	10%	687.819	25,0000	17.195.475,0000	1,40
ELZ	ELZINC	40%	51.420.666	0,2980	15.323.358,4680	1,24
NTX	NETEX	40%	3.546.244	3,6000	12.766.478,4000	1,04
AMEN	AETERNAL MEN	10%	1.323.217	9,6000	12.702.883,2000	1,03
GRI	GRIÑO	20%	6.120.277	1,9800	12.118.148,4600	0,98
480S	CUATROOCHENT	30%	672.293	16,9000	11.361.751,7000	0,92
DOMO	DOMO ACTIVOS	60%	6.873.008	1,5300	10.515.702,2400	0,85
END	ENDURANCE MO	40%	3.429.600	2,9000	9.945.840,0000	0,81
ALQ	ALQUIBER	30%	1.684.435	5,9000	9.938.166,5000	0,81
VYT	VYTRUS BIOTE	40%	2.846.040	3,4000	9.676.536,0000	0,79
TR1	TIER 1 TECH.	40%	4.000.000	2,3800	9.520.000,0000	0,77
PANG	PANGAEA ONC	20%	4.549.567	1,7400	7.916.246,5800	0,64
ADL	ADL BIONATUR	40%	18.908.870	0,3800	7.185.370,6000	0,58
CLR	CLERHP ESTR.	40%	4.030.707	1,5900	6.408.824,1300	0,52
KOM	KOMPUESTOS	30%	3.646.710	1,7500	6.381.742,5000	0,52
SEC	SECUOYA	10%	807.357	6,4000	5.167.084,8000	0,42
IFF	IFFE FUTURA	40%	9.199.636	0,5600	5.151.796,1600	0,42
CMM	COMMCENTER	30%	1.981.921	2,1800	4.320.587,7800	0,35
CITY	INTERCITY	90%	4.565.724	0,7660	3.497.344,5840	0,28
EEP	EUROESPES	50%	5.916.453	0,5550	3.283.631,4150	0,27
CLE	CLEVER GLO.	30%	7.526.220	0,3280	2.468.600,1600	0,20
MED	MEDCOM TECH	20%	2.643.692	0,8800	2.326.448,9600	0,19
RBT	ROBOT	30%	855.145	2,0000	1.710.290,0000	0,14
MONI	MONDO TV	20%	4.000.000	0,4260	1.704.000,0000	0,14
299.495.277						100,00

IBEX GROWTH MARKET ALL SHARE: 1.927,0

Capitalización total:

1.231.851.750,947 €

% Ponderación IBEX GROWTH MARKET ALL SHARE



Informe de ajuste IBEX GROWTH MARKET ALL SHARE

IBEX GROWTH MARKET ALL SHARE adjustment report

22/04/2022 18:11:00

Índice antes de ajuste	Índice después de ajuste	Capitalización antes de ajuste	Capitalización después de ajuste	"J" de ajuste	Divisor IBEX GROWTH AS
<i>Index before adjustment</i>	<i>Index after adjustment</i>	<i>Market Capitalisation before adjustment</i>	<i>Market Capitalisation after adjustment</i>	<i>"J" (Mkt. K2 - K1)</i>	<i>IBEX GROWTH AS Divisor</i>
1.927,0	1.927,0	1.231.742.500,947	1.231.851.750,947	109.250,000	639.258

Símbolo	Títulos antes de ajuste	Títulos después de ajuste	Capitalización antes de ajuste	Capitalización después de ajuste	Diferencia de Capitalizaciones
<i>Sym.</i>	<i>Shares before adjustment</i>	<i>Shares after adjustment</i>	<i>Capitalisation before adjustment</i>	<i>Capitalisation after adjustment</i>	<i>Capitalisation difference</i>
ADL	18.621.370	18.908.870	7.076.120,600	7.185.370,600	109.250,000

Bajas en IBEX GROWTH MARKET ALL SHARE

IBEX GROWTH MARKET ALL SHARE deletions

Altas en IBEX GROWTH MARKET ALL SHARE

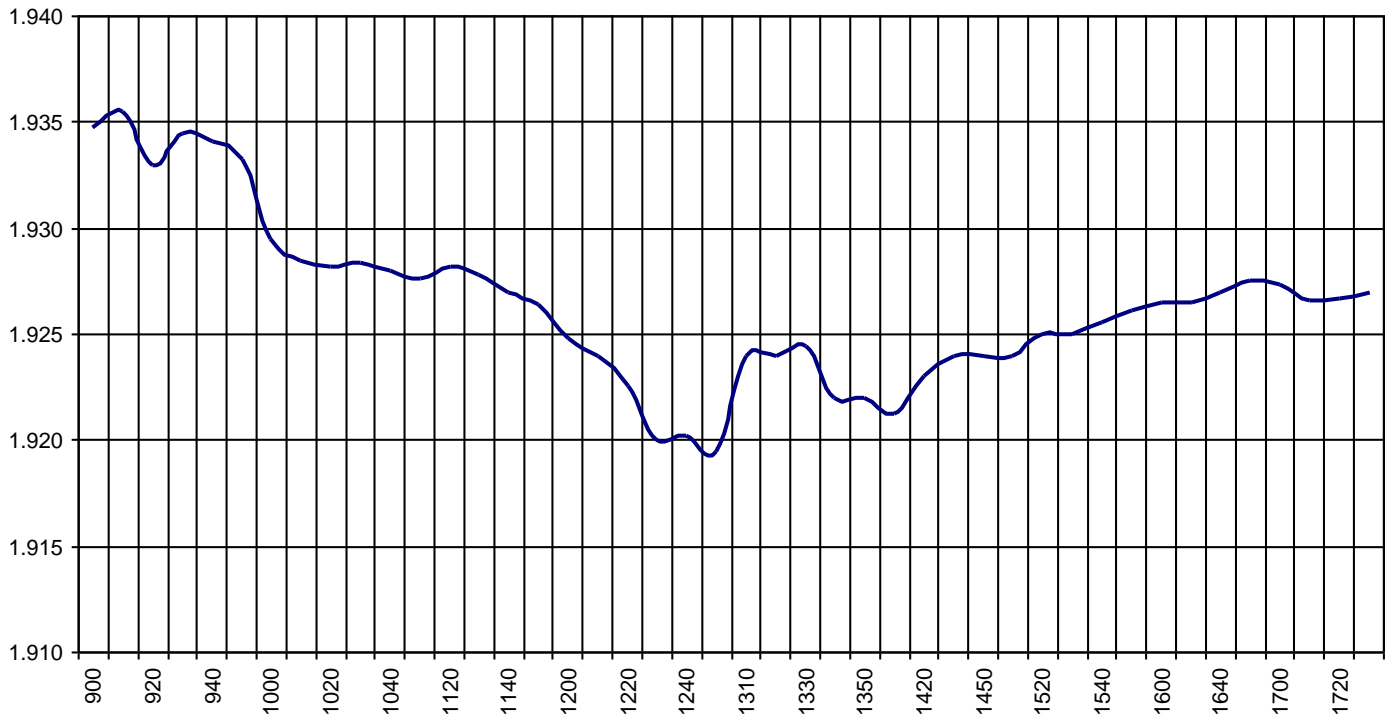
IBEX GROWTH MARKET ALL SHARE additions

Resumen diario índice IBEX Growth Market All Share de fecha: 22/04/2022

(daily summary)

IBEX Growth Market All Share			Hora			
			Time			
Anterior	Previous	1.936,0	Máximo	Max	1.937,4	09:11:23
Inicial	Open	1.935,2	Mínimo	Min	1.919,7	12:49:31
Cierre	Close	1.927,0	Variación	Change	-9	
Medio	Mid	1.928,0	%Variación	%change	-0,46%	

Valor medio del índice IBEX Growth Market All Share cada 10' (Index Average every 10')



Hechos Relevantes Públicos que afectan al IBEX GROWTH MARKET ALL SHARE index

Hechos Relevantes que afectan al cálculo del índice IBEX Growth Market All Share

25/04/2022 ADL ADL BIONATUR AJUSTE POR INTEGRACIÓN DE 287.500 ACCS.

Relevant Facts related to IBEX GROWTH MARKET ALL SHARE index

Relevant Facts related to IBEX Growth Market All Share index calculation

25/04/2022 ADL ADL BIONATUR ADJUSTMENT FOR INTEGRATION OF 287,500 SHARES