

**Composición del índice IBEX GROWTH MARKET ALL SHARE al cierre de: 11/05/2022 antes de ajuste**  
*Index constituents of IBEX GROWTH MARKET ALL SHARE at the closing of: 11/05/2022 before adjustment*

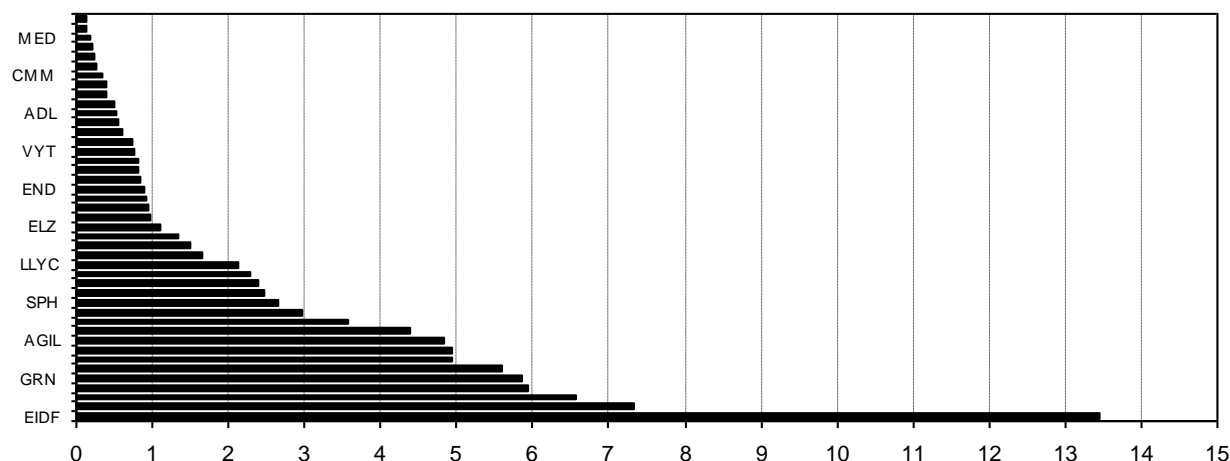
Cód. Sym.	Valor Company	Ajuste Free-Float Free-Float Adjust.	# Acciones # Shares	Cierre € Closing €	Capitalización € Capitalisation €	% Ponderación % Weighting
EIDF	EIDF	20%	2.716.084	64,8000	176.002.243,2000	13,45
IZER	IZERTIS	50%	11.704.285	8,2000	95.975.137,0000	7,33
PRO	PROEDUCA	10%	4.517.897	19,0000	85.840.043,0000	6,56
HLZ	HOLALUZ	30%	6.421.069	12,1000	77.694.934,9000	5,94
GRN	GREENALIA	20%	4.434.194	17,2500	76.489.846,5000	5,85
GIGA	GIGAS HOSTIN	70%	8.151.056	9,0000	73.359.504,0000	5,61
ENRS	ENERSIDE	30%	11.197.535	5,7800	64.721.752,3000	4,95
SNG	SINGULAR PEO	30%	16.155.758	4,0000	64.623.032,0000	4,94
AGIL	AGILE CONTEN	60%	12.628.204	5,0000	63.141.020,0000	4,83
PAR	PARLEM	60%	9.653.474	5,9400	57.341.635,5600	4,38
MAKS	MAKING SCIEN	30%	2.464.123	19,0000	46.818.337,0000	3,58
LLN	LLEIDANETWOR	60%	9.629.966	4,0400	38.905.062,6400	2,97
SPH	SOLARPROFIT	20%	3.925.800	8,8000	34.547.040,0000	2,64
ART	ARTECHE	20%	11.418.803	2,8200	32.201.024,4600	2,46
FACE	FACEPHI BIO	80%	12.274.694	2,5400	31.177.722,7600	2,38
MIO	MIOGROUP	60%	4.000.000	7,5000	30.000.000,0000	2,29
LLYC	LLYC	20%	2.327.914	11,9000	27.702.176,6000	2,12
COM	CATENON	60%	11.240.309	1,9300	21.693.796,3700	1,66
NBI	NBI BEARINGS	30%	3.699.080	5,3000	19.605.124,0000	1,50
ALC	ALTIA CONSUL	10%	687.819	25,6000	17.608.166,4000	1,35
ELZ	ELZINC	40%	51.420.666	0,2840	14.603.469,1440	1,12
GRI	GRIÑO	20%	6.120.277	2,1000	12.852.581,7000	0,98
NTX	NETEX	40%	3.546.244	3,5200	12.482.778,8800	0,95
AMEN	AETERNAL MEN	10%	1.323.217	9,0000	11.908.953,0000	0,91
END	ENDURANCE MO	40%	3.429.600	3,4400	11.797.824,0000	0,90
TR1	TIER 1 TECH.	40%	4.000.000	2,7100	10.840.000,0000	0,83
480S	CUATROOCHENT	30%	672.293	16,1000	10.823.917,3000	0,83
DOMO	DOMO ACTIVOS	60%	6.873.008	1,5300	10.515.702,2400	0,80
VYT	VYTRUS BIOTE	40%	2.846.040	3,5000	9.961.140,0000	0,76
ALQ	ALQUIBER	30%	1.684.435	5,7500	9.685.501,2500	0,74
PANG	PANGAEA ONC	20%	4.549.567	1,7000	7.734.263,9000	0,59
CLR	CLERHP ESTR.	40%	4.030.707	1,7600	7.094.044,3200	0,54
ADL	ADL BIONATUR	40%	18.908.870	0,3570	6.750.466,5900	0,52
KOM	KOMPUESTOS	30%	3.646.710	1,8000	6.564.078,0000	0,50
IFF	IFFE FUTURA	40%	9.199.636	0,5500	5.059.799,8000	0,39
SEC	SECUOYA	10%	807.357	6,2000	5.005.613,4000	0,38
CMM	COMMCENTER	30%	1.981.921	2,1800	4.320.587,7800	0,33
EEP	EUROESPES	50%	5.916.453	0,5700	3.372.378,2100	0,26
CITY	INTERCITY	90%	4.565.724	0,7100	3.241.664,0400	0,25
CLE	CLEVER GLO.	30%	7.526.220	0,3460	2.604.072,1200	0,20
MED	MEDCOM TECH	20%	2.643.692	0,8800	2.326.448,9600	0,18
MONI	MONDO TV	20%	4.000.000	0,4520	1.808.000,0000	0,14
RBT	ROBOT	30%	855.145	2,0000	1.710.290,0000	0,13

299.795.846

100,00

**IBEX GROWTH MARKET ALL SHARE: 2.042,4 Capitalización total: 1.308.511.173,324**

**% Ponderación IBEX GROWTH MARKET ALL SHARE**



**Composición del índice IBEX GROWTH MARKET ALL SHARE al cierre de: 11/05/2022 después de ajuste**  
*Index constituents of IBEX GROWTH MARKET ALL SHARE at the closing of: 11/05/2022 after adjustment*

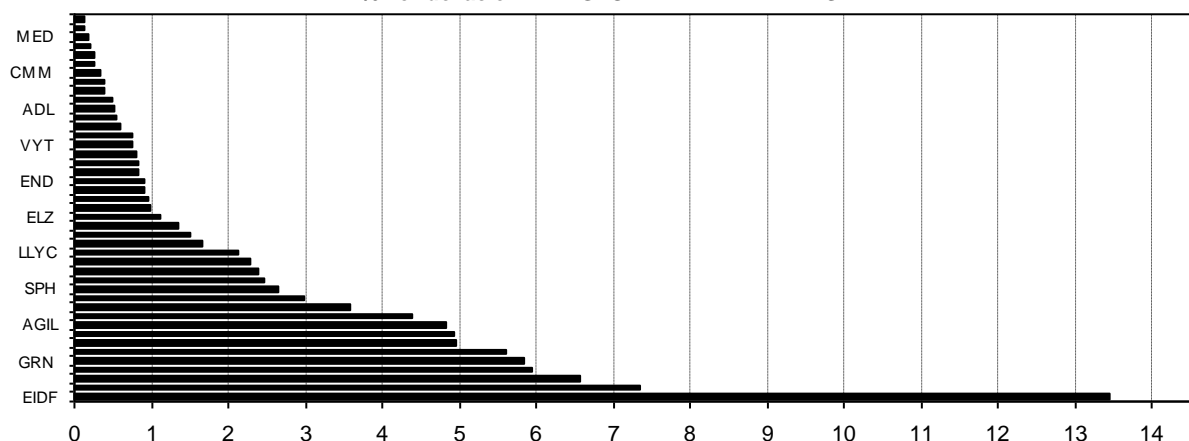
Cód. Sym	Valor Company	Ajuste Free-Float Free-Float Adjust.	# Acciones # Shares	Cierre € Closing €	Capitalización € Capitalisation €	% Ponderación % Weighting
EIDF	EIDF	20%	2.716.084	64,8000	176.002.243,2000	13,45
IZER	IZERTIS	50%	11.704.285	8,2000	95.975.137,0000	7,33
PRO	PROEDUCA	10%	4.517.897	19,0000	85.840.043,0000	6,56
HLZ	HOLALUZ	30%	6.421.069	12,1000	77.694.934,9000	5,94
GRN	GREENALIA	20%	4.434.194	17,2500	76.489.846,5000	5,85
GIGA	GIGAS HOSTIN	70%	8.151.056	9,0000	73.359.504,0000	5,61
ENRS	ENERSIDE	30%	11.197.535	5,7800	64.721.752,3000	4,95
SNG	SINGULAR PEO	30%	16.155.758	4,0000	64.623.032,0000	4,94
AGIL	AGILE CONTEN	60%	12.628.204	5,0000	63.141.020,0000	4,82
PAR	PARLEM	60%	9.653.474	5,9400	57.341.635,5600	4,38
MAKS	MAKING SCIEN	30%	2.464.123	19,0000	46.818.337,0000	3,58
LLN	LLEIDANETWOR	60%	9.629.966	4,0400	38.905.062,6400	2,97
SPH	SOLARPROFIT	20%	3.925.800	8,8000	34.547.040,0000	2,64
ART	ARTECHE	20%	11.418.803	2,8200	32.201.024,4600	2,46
FACE	FACEPHI BIO	80%	12.274.694	2,5400	31.177.722,7600	2,38
MIO	MIOGROUP	60%	4.000.000	7,5000	30.000.000,0000	2,29
LLYC	LLYC	20%	2.327.914	11,9000	27.702.176,6000	2,12
COM	CATENON	60%	11.240.309	1,9300	21.693.796,3700	1,66
NBI	NBI BEARINGS	30%	3.699.080	5,3000	19.605.124,0000	1,50
ALC	ALTIA CONSUL	10%	687.819	25,6000	17.608.166,4000	1,35
ELZ	ELZINC	40%	51.420.666	0,2840	14.603.469,1440	1,12
GRI	GRIÑO	20%	6.120.277	2,1000	12.852.581,7000	0,98
NTX	NETEX	40%	3.546.244	3,5200	12.482.778,8800	0,95
AMEN	AETERNAL MEN	10%	1.323.217	9,0000	11.908.953,0000	0,91
END	ENDURANCE MO	40%	3.429.600	3,4400	11.797.824,0000	0,90
TR1	TIER 1 TECH.	40%	4.000.000	2,7100	10.840.000,0000	0,83
480S	CUATROOCHENT	30%	672.293	16,1000	10.823.917,3000	0,83
DOMO	DOMO ACTIVOS	60%	6.873.008	1,5300	10.515.702,2400	0,80
VYT	VYTRUS BIOTE	40%	2.846.040	3,5000	9.961.140,0000	0,76
ALQ	ALQUIBER	30%	1.684.435	5,7500	9.685.501,2500	0,74
PANG	PANGAEA ONC	20%	4.549.567	1,7000	7.734.263,9000	0,59
CLR	CLERHP ESTR.	40%	4.030.707	1,7600	7.094.044,3200	0,54
ADL	ADL BIONATUR	40%	19.261.811	0,3570	6.876.466,5270	0,53
KOM	KOMPUESTOS	30%	3.646.710	1,8000	6.564.078,0000	0,50
IFF	IFFE FUTURA	40%	9.199.636	0,5500	5.059.799,8000	0,39
SEC	SECUOYA	10%	807.357	6,2000	5.005.613,4000	0,38
CMM	COMMCENTER	30%	1.981.921	2,1800	4.320.587,7800	0,33
EEP	EUROESPES	50%	5.916.453	0,5700	3.372.378,2100	0,26
CITY	INTERCITY	90%	4.565.724	0,7100	3.241.664,0400	0,25
CLE	CLEVER GLO.	30%	7.526.220	0,3460	2.604.072,1200	0,20
MED	MEDCOM TECH	20%	2.643.692	0,8800	2.326.448,9600	0,18
MONI	MONDO TV	20%	4.000.000	0,4520	1.808.000,0000	0,14
RBT	ROBOT	30%	855.145	2,0000	1.710.290,0000	0,13
<b>300.148.787</b>						<b>100,00</b>

**IBEX GROWTH MARKET ALL SHARE: 2.042,4**

**Capitalización total:**

**1.308.637.173,261 €**

**% Ponderación IBEX GROWTH MARKET ALL SHARE**



# Informe de ajuste IBEX GROWTH MARKET ALL SHARE

## IBEX GROWTH MARKET ALL SHARE adjustment report

11/05/2022 18:10:46

Indice antes de ajuste	Indice después de ajuste	Capitalización antes de ajuste	Capitalización después de ajuste	"J" de ajuste	Divisor IBEX GROWTH AS
<i>Index before adjustment</i>	<i>Index after adjustment</i>	<i>Market Capitalisation before adjustment</i>	<i>Market Capitalisation after adjustment</i>	<i>"J" (Mkt. K2 - K1)</i>	<i>IBEX GROWTH AS Divisor</i>
2.042,4	2.042,4	1.308.511.173,324	1.308.637.173,261	125.999,937	640.723

Símbolo	Títulos antes de ajuste	Títulos después de ajuste	Capitalización antes de ajuste	Capitalización después de ajuste	Diferencia de Capitalizaciones
<i>Sym.</i>	<i>Shares before adjustment</i>	<i>Shares after adjustment</i>	<i>Capitalisation before adjustment</i>	<i>Capitalisation after adjustment</i>	<i>Capitalisation difference</i>
ADL	18.908.870	19.261.811	6.750.466,590	6.876.466,527	125.999,937

### Bajas en IBEX GROWTH MARKET ALL SHARE

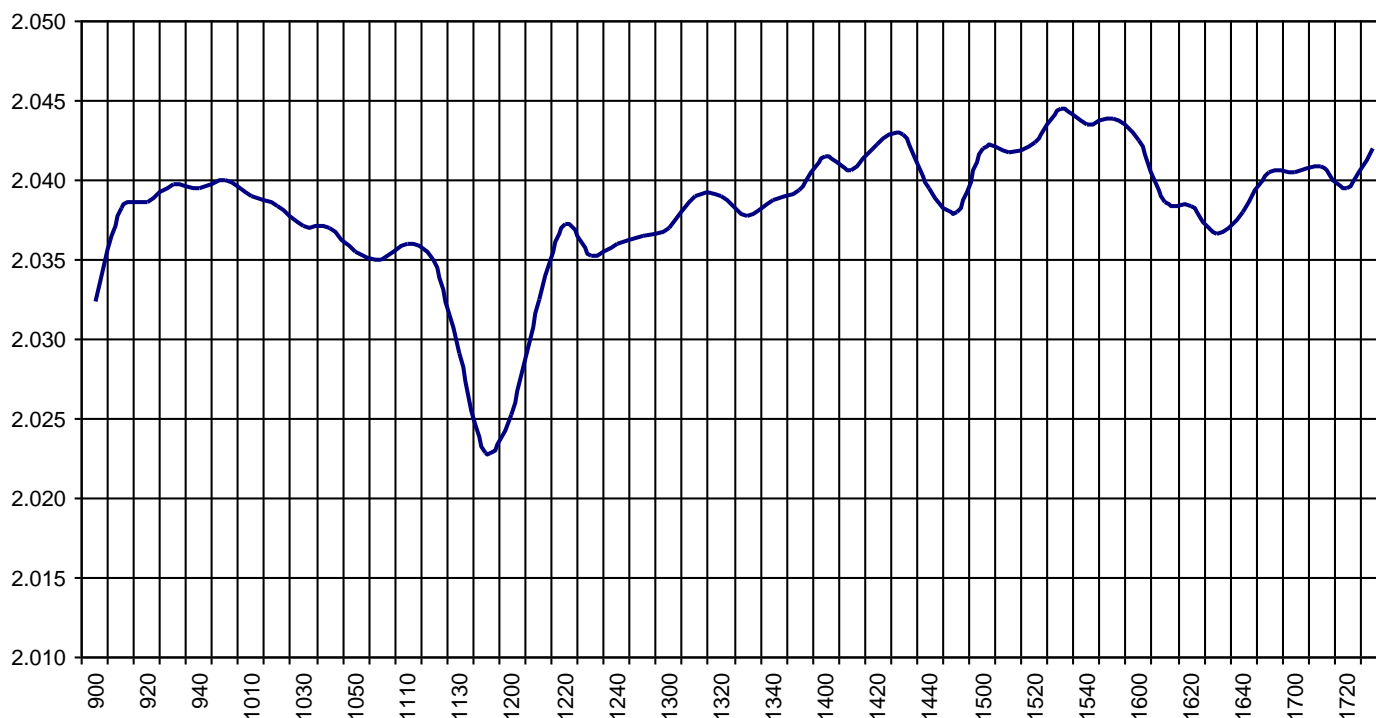
IBEX GROWTH MARKET ALL SHARE deletions

### Altas en IBEX GROWTH MARKET ALL SHARE

IBEX GROWTH MARKET ALL SHARE additions

IBEX Growth Market All Share			Hora			
			Time			
Anterior	Previous	2.032,7	Máximo	Max	2.045,2	15:54:48
Inicial	Open	2.030,7	Mínimo	Min	2.021,8	11:42:35
Cierre	Close	2.042,4	Variación	Change	+9,7	
Medio	Mid	2.037,9	%Variación	%change	0,48%	

Valor medio del índice IBEX Growth Market All Share cada 10' (Index Average every 10')

**Hechos Relevantes Públicos que afectan al IBEX GROWTH MARKET ALL SHARE index****Hechos Relevantes que afectan al cálculo del índice IBEX Growth Market All Share**

12/05/2022 ADL ADL BIONATUR AJUSTE POR INTEGRACIÓN DE 352.941 ACCS.

**Fechas Ex-Date Dividendos de los valores componentes del índice IBEX MAB® All Share**

04/07/2022 ART ARTECHE EX DATE DIVIDENDO 21: 0,045 € BRUTOS (FECHA DE PAGO: 06/07/2022)  
 13/07/2022 LLYC LLYC EX DATE DIVIDENDO 21: 0,132 € BRUTOS (FECHA DE PAGO: 15/07/2022)

**Relevant Facts related to IBEX GROWTH MARKET ALL SHARE index****Relevant Facts related to IBEX Growth Market All Share index calculation**

12/05/2022 ADL ADL BIONATUR ADJUSTMENT FOR INTEGRATION OF 352,941 SHARES

**Dividend ex-date forecast of the IBEX MAB® All Share index constituents**

04/07/2022 ART ARTECHE EX DATE DIVIDEND 21: 0,045 € GROSS (PAYMENT DATE: 06/07/2022)  
 13/07/2022 LLYC LLYC EX DATE DIVIDEND 21: 0.132 € GROSS (PAYMENT DATE: 15/07/2022)