

Composición del índice IBEX GROWTH MARKET ALL SHARE al cierre de: 30/05/2022 antes de ajuste
Index constituents of IBEX GROWTH MARKET ALL SHARE at the closing of: 30/05/2022 before adjustment

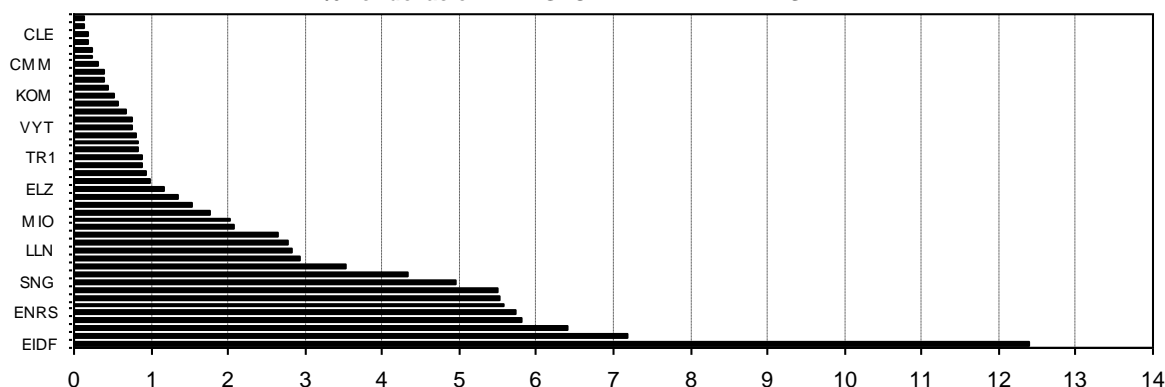
Cód. Sym.	Valor Company	Ajuste Free-Float Free-Float Adjust.	# Acciones # Shares	Cierre € Closing €	Capitalización € Capitalisation €	% Ponderación % Weighting
EIDF	EIDF	20%	2.716.084	60,2000	163.508.256,8000	12,40
IZER	IZERTIS	50%	11.704.285	8,1000	94.804.708,5000	7,19
PRO	PROEDUCA	10%	4.517.897	18,7000	84.484.673,9000	6,41
GRN	GREENALIA	20%	4.434.194	17,2500	76.489.846,5000	5,80
ENRS	ENERSIDE	30%	11.197.535	6,7400	75.471.385,9000	5,72
GIGA	GIGAS HOSTIN	70%	8.151.056	9,0000	73.359.504,0000	5,56
HLZ	HOLALUZ	30%	6.421.069	11,3500	72.879.133,1500	5,53
AGIL	AGILE CONTEN	60%	12.628.204	5,7400	72.485.890,9600	5,50
SNG	SINGULAR PEO	30%	16.155.758	4,0400	65.269.262,3200	4,95
PAR	PARLEM	60%	9.653.474	5,9200	57.148.566,0800	4,33
MAKS	MAKING SCIEN	30%	2.464.123	18,9000	46.571.924,7000	3,53
FACE	FACEPHI BIO	80%	12.274.694	3,1400	38.542.539,1600	2,92
LLN	LLEIDANETWOR	60%	9.629.966	3,8750	37.316.118,2500	2,83
SPH	SOLARPROFIT	20%	3.925.800	9,3000	36.509.940,0000	2,77
ART	ARTECHE	20%	11.418.803	3,0400	34.713.161,1200	2,63
LLYC	LLYC	20%	2.327.914	11,7000	27.236.593,8000	2,07
MIO	MIOGROUP	60%	4.000.000	6,7000	26.800.000,0000	2,03
COM	CATENON	60%	11.240.309	2,0600	23.155.036,5400	1,76
NBI	NBI BEARINGS	30%	3.699.080	5,4500	20.159.986,0000	1,53
ALC	ALTIA CONSUL	10%	687.819	25,8000	17.745.730,2000	1,35
ELZ	ELZINC	40%	51.420.666	0,3000	15.426.199,8000	1,17
GRI	GRIÑO	20%	6.120.277	2,1000	12.852.581,7000	0,97
AMEN	AETERNAL MEN	10%	1.323.217	9,2000	12.173.596,4000	0,92
NTX	NETEX	40%	3.546.244	3,2800	11.631.680,3200	0,88
TR1	TIER 1 TECH.	40%	4.000.000	2,9000	11.600.000,0000	0,88
480S	CUATROOCHENT	30%	672.293	16,3000	10.958.375,9000	0,83
END	ENDURANCE MO	40%	3.465.990	3,1500	10.917.868,5000	0,83
DOMO	DOMO ACTIVOS	60%	6.873.008	1,5500	10.653.162,4000	0,81
VYT	VYTRUS BIOTE	40%	2.846.040	3,5000	9.961.140,0000	0,76
ALQ	ALQUIBER	30%	1.684.435	5,9000	9.938.166,5000	0,75
CLR	CLERHP ESTR.	40%	4.030.707	2,2300	8.988.476,6100	0,68
PANG	PANGAEA ONC	20%	4.549.567	1,6900	7.688.768,2300	0,58
KOM	KOMPUESTOS	30%	3.646.710	1,9000	6.928.749,0000	0,53
ADL	ADL BIONATUR	40%	19.261.811	0,3080	5.932.637,7880	0,45
IFF	IFFE FUTURA	40%	9.199.636	0,5700	5.243.792,5200	0,40
SEC	SECUOYA	10%	807.357	6,2000	5.005.613,4000	0,38
CMM	COMMCENTER	30%	1.981.921	2,1000	4.162.034,1000	0,32
CITY	INTERCITY	90%	4.565.724	0,6940	3.168.612,4560	0,24
EEP	EUROESPES	50%	5.916.453	0,5000	2.958.226,5000	0,22
MED	MEDCOM TECH	20%	2.643.692	0,8900	2.352.885,8800	0,18
CLE	CLEVER GLO.	30%	7.526.220	0,3100	2.333.128,2000	0,18
RBT	ROBOT	30%	855.145	2,0200	1.727.392,9000	0,13
MONI	MONDO TV	20%	4.000.000	0,3880	1.552.000,0000	0,12

300.185.177

100,00

IBEX GROWTH MARKET ALL SHARE: 2.058,1 Capitalización total: 1.318.807.346,984

% Ponderación IBEX GROWTH MARKET ALL SHARE



Composición del índice IBEX GROWTH MARKET ALL SHARE al cierre de: 30/05/2022 después de ajuste
Index constituents of IBEX GROWTH MARKET ALL SHARE at the closing of: 30/05/2022 after adjustment

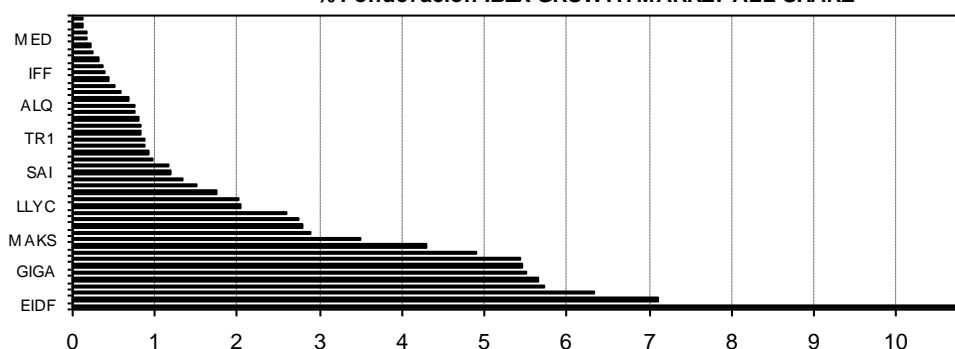
Cód. Sym	Valor Company	Ajuste Free-Float Free-Float Adjust.	# Acciones # Shares	Cierre € Closing €	Capitalización € Capitalisation €	% Ponderación % Weighting
EIDF	EIDF	20%	2.716.084	60,2000	163.508.256,8000	12,25
IZER	IZERTIS	50%	11.704.285	8,1000	94.804.708,5000	7,10
PRO	PROEDUCA	10%	4.517.897	18,7000	84.484.673,9000	6,33
GRN	GREENALIA	20%	4.434.194	17,2500	76.489.846,5000	5,73
ENRS	ENERSIDE	30%	11.197.535	6,7400	75.471.385,9000	5,65
GIGA	GIGAS HOSTIN	70%	8.151.056	9,0000	73.359.504,0000	5,50
HLZ	HOLALUZ	30%	6.421.069	11,3500	72.879.133,1500	5,46
AGIL	AGILE CONTEN	60%	12.628.204	5,7400	72.485.890,9600	5,43
SNG	SINGULAR PEO	30%	16.155.758	4,0400	65.269.262,3200	4,89
PAR	PARLEM	60%	9.653.474	5,9200	57.148.566,0800	4,28
MAKS	MAKING SCIEN	30%	2.464.123	18,9000	46.571.924,7000	3,49
FACE	FACEPHI BIO	80%	12.274.694	3,1400	38.542.539,1600	2,89
LLN	LLEIDANETWOR	60%	9.629.966	3,8750	37.316.118,2500	2,80
SPH	SOLARPROFIT	20%	3.925.800	9,3000	36.509.940,0000	2,74
ART	ARTECHE	20%	11.418.803	3,0400	34.713.161,1200	2,60
LLYC	LLYC	20%	2.327.914	11,7000	27.236.593,8000	2,04
MIO	MIOGROUP	60%	4.000.000	6,7000	26.800.000,0000	2,01
COM	CATENON	60%	11.240.309	2,0600	23.155.036,5400	1,73
NBI	NBI BEARINGS	30%	3.699.080	5,4500	20.159.986,0000	1,51
ALC	ALTIA CONSUL	10%	687.819	25,8000	17.745.730,2000	1,33
SAI	SUBSTRATE AI	40%	8.827.531	1,8100	15.977.831,1100	1,20
ELZ	ELZINC	40%	51.420.666	0,3000	15.426.199,8000	1,16
GRI	GRIÑO	20%	6.120.277	2,1000	12.852.581,7000	0,96
AMEN	AETERNAL MEN	10%	1.323.217	9,2000	12.173.596,4000	0,91
NTX	NETEX	40%	3.546.244	3,2800	11.631.680,3200	0,87
TR1	TIER 1 TECH.	40%	4.000.000	2,9000	11.600.000,0000	0,87
480S	CUATROOCHENT	30%	672.293	16,3000	10.958.375,9000	0,82
END	ENDURANCE MO	40%	3.465.990	3,1500	10.917.868,5000	0,82
DOMO	DOMO ACTIVOS	60%	6.873.008	1,5500	10.653.162,4000	0,80
VYT	VYTRUS BIOTE	40%	2.846.040	3,5000	9.961.140,0000	0,75
ALQ	ALQUIBER	30%	1.684.435	5,9000	9.938.166,5000	0,74
CLR	CLERHP ESTR.	40%	4.030.707	2,2300	8.988.476,6100	0,67
PANG	PANGAEA ONC	20%	4.549.567	1,6900	7.688.768,2300	0,58
KOM	KOMPUESTOS	30%	3.646.710	1,9000	6.928.749,0000	0,52
ADL	ADL BIONATUR	40%	19.261.811	0,3080	5.932.637,7880	0,44
IFF	IFFE FUTURA	40%	9.199.636	0,5700	5.243.792,5200	0,39
SEC	SECUOYA	10%	807.357	6,2000	5.005.613,4000	0,38
CMM	COMMCENTER	30%	1.981.921	2,1000	4.162.034,1000	0,31
CITY	INTERCITY	90%	4.565.724	0,6940	3.168.612,4560	0,24
EEP	EUROESPES	50%	5.916.453	0,5000	2.958.226,5000	0,22
MED	MEDCOM TECH	20%	2.643.692	0,8900	2.352.885,8800	0,18
CLE	CLEVER GLO.	30%	7.526.220	0,3100	2.333.128,2000	0,17
RBT	ROBOT	30%	855.145	2,0200	1.727.392,9000	0,13
MONI	MONDO TV	20%	4.000.000	0,3880	1.552.000,0000	0,12
309.012.708						100,00

IBEX GROWTH MARKET ALL SHARE: 2.058,1

Capitalización total:

1.334.785.178,094 €

% Ponderación IBEX GROWTH MARKET ALL SHARE



Informe de ajuste IBEX GROWTH MARKET ALL SHARE

IBEX GROWTH MARKET ALL SHARE adjustment report

30/05/2022 18:27:23

Indice antes de ajuste	Indice después de ajuste	Capitalización antes de ajuste	Capitalización después de ajuste	"J" de ajuste	Divisor IBEX GROWTH AS
<i>Index before adjustment</i>	<i>Index after adjustment</i>	<i>Market Capitalisation before adjustment</i>	<i>Market Capitalisation after adjustment</i>	<i>"J" (Mkt. K2 - K1)</i>	<i>IBEX GROWTH AS Divisor</i>
2.058,1	2.058,1	1.318.807.346,984	1.334.785.178,094	15.977.831,110	648.544

Símbolo	Títulos antes de ajuste	Títulos después de ajuste	Capitalización antes de ajuste	Capitalización después de ajuste	Diferencia de Capitalizaciones
<i>Sym.</i>	<i>Shares before adjustment</i>	<i>Shares after adjustment</i>	<i>Capitalisation before adjustment</i>	<i>Capitalisation after adjustment</i>	<i>Capitalisation difference</i>

Bajas en IBEX GROWTH MARKET ALL SHARE

IBEX GROWTH MARKET ALL SHARE deletions

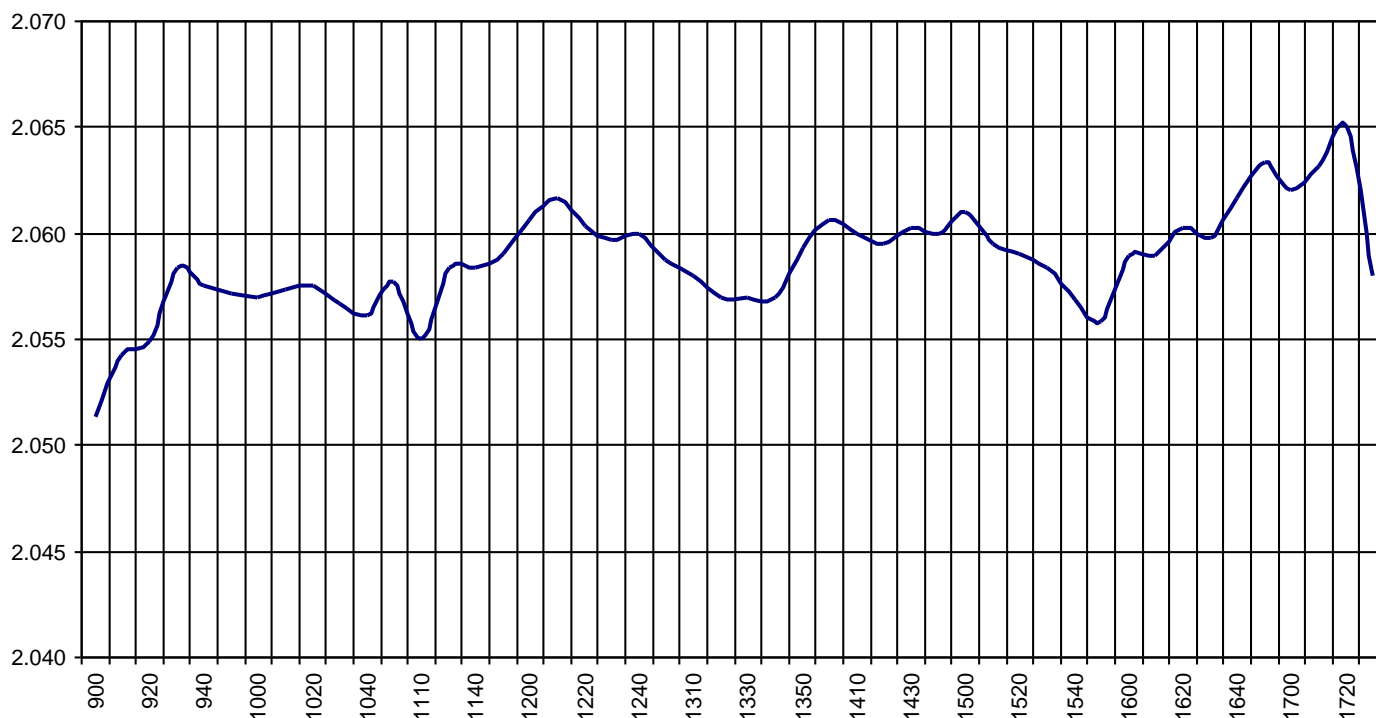
Altas en IBEX GROWTH MARKET ALL SHARE

IBEX GROWTH MARKET ALL SHARE additions

SAI	0	8.827.531	0,0000	15.977.831,1100	15.977.831,1100
-----	---	-----------	--------	-----------------	-----------------

IBEX Growth Market All Share				Hora		
				Time		
Anterior	Previous	2.046,4	Máximo	Max	2.065,8	17:28:30
Inicial	Open	2.050,5	Mínimo	Min	2.048,8	09:00:22
Cierre	Close	2.058,1	Variación	Change	+11,7	
Medio	Mid	2.059,0	%Variación	%change	0,57%	

Valor medio del índice IBEX Growth Market All Share cada 10' (Index Average every 10')

**Hechos Relevantes Públicos que afectan al IBEX GROWTH MARKET ALL SHARE index****Hechos Relevantes que afectan al cálculo del índice IBEX Growth Market All Share**

31/05/2022 SAI SUBSTRATE AI AJUSTE POR INCLUSIÓN IBEX GROWTH MARKET® ALL SHARE: 8.827.531 ACCS.

Fechas Ex-Date Dividendos de los valores componentes del índice IBEX MAB® All Share

06/06/2022 ALC ALTIA CONSUL EX DATE DIVIDENDO COMP. 21: 0,128 € BRUTOS (FECHA DE PAGO: 08/06/2022)
 04/07/2022 ART ARTECHE EX DATE DIVIDENDO 21: 0,045 € BRUTOS (FECHA DE PAGO: 06/07/2022)
 13/07/2022 LLYC LLYC EX DATE DIVIDENDO 21: 0,132 € BRUTOS (FECHA DE PAGO: 15/07/2022)

Relevant Facts related to IBEX GROWTH MARKET ALL SHARE index**Relevant Facts related to IBEX Growth Market All Share index calculation**

31/05/2022 SAI SUBSTRATE AI ADJUSTMENT FOR INCLUSION IBEX GROWTH MARKET® ALL SHARE: 8,827,531 SHARES

Dividend ex-date forecast of the IBEX MAB® All Share index constituents

06/06/2022 ALC ALTIA CONSUL EX DATE FINAL DIVIDEND 21: 0.128 € GROSS (PAYMENT DATE: 08/06/2022)
 04/07/2022 ART ARTECHE EX DATE DIVIDEND 21: 0,045 € GROSS (PAYMENT DATE: 06/07/2022)

13/07/2022 LLYC LLYC

EX DATE DIVIDEND 21: 0.132 € GROSS (PAYMENT DATE: 15/07/2022)