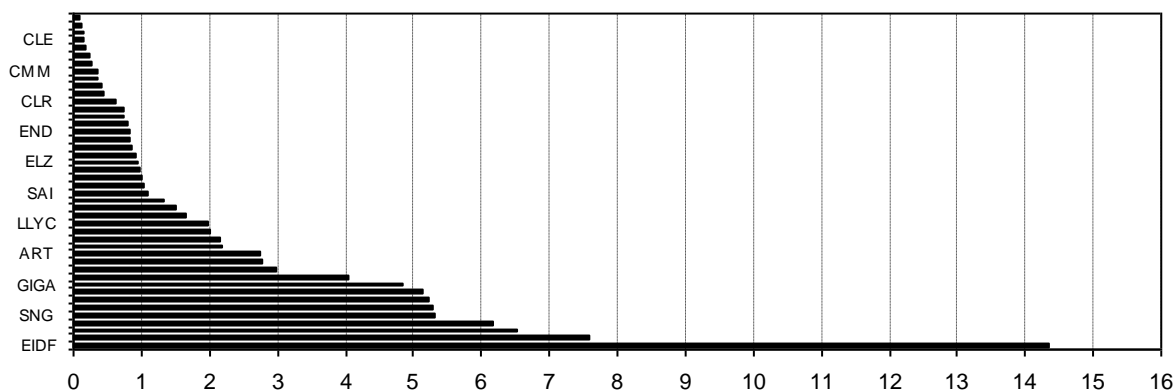


Composición del índice IBEX GROWTH MARKET ALL SHARE al cierre de: 07/07/2022 antes de ajuste
Index constituents of IBEX GROWTH MARKET ALL SHARE at the closing of: 07/07/2022 before adjustment

Cód. Sym.	Valor Company	Ajuste Free-Float Free-Float Adjust.	# Acciones # Shares	Cierre € Closing €	Capitalización € Capitalisation €	% Ponderación % Weighting
EIDF	EIDF	20%	2.716.084	66,0000	179.261.544,0000	14,36
IZER	IZERTIS	50%	11.704.285	8,0800	94.570.622,8000	7,58
PRO	PROEDUCA	10%	4.517.897	18,0000	81.322.146,0000	6,51
GRN	GREENALIA	20%	4.434.194	17,4000	77.154.975,6000	6,18
SNG	SINGULAR PEO	30%	16.155.758	4,1000	66.238.607,8000	5,31
AGIL	AGILE CONTEN	60%	13.865.767	4,7600	66.001.050,9200	5,29
ENRS	ENERSIDE	30%	11.197.535	5,8200	65.169.653,7000	5,22
HLZ	HOLALUZ	30%	6.421.069	10,0000	64.210.690,0000	5,14
GIGA	GIGAS HOSTIN	70%	8.151.056	7,4000	60.317.814,4000	4,83
PAR	PARLEM	60%	9.653.474	5,2400	50.584.203,7600	4,05
MAKS	MAKING SCIEN	30%	2.512.472	14,8000	37.184.585,6000	2,98
SPH	SOLARPROFIT	20%	3.925.800	8,8000	34.547.040,0000	2,77
ART	ARTECHE	20%	11.418.803	3,0000	34.256.409,0000	2,74
MIO	MIOGROUP	60%	4.000.000	6,8000	27.200.000,0000	2,18
LLN	LLEIDANETWOR	60%	9.629.966	2,8100	27.060.204,4600	2,17
FACE	FACEPHI BIO	80%	12.274.694	2,0500	25.163.122,7000	2,02
LLYC	LLYC	20%	2.327.914	10,6000	24.675.888,4000	1,98
COM	CATENON	60%	11.240.309	1,8300	20.569.765,4700	1,65
NBI	NBI BEARINGS	30%	3.699.080	5,1000	18.865.308,0000	1,51
ALC	ALTIA CONSUL	10%	687.819	24,2000	16.645.219,8000	1,33
SAI	SUBSTRATE AI	40%	8.827.531	1,5500	13.682.673,0500	1,10
480S	CUATROOCHENT	30%	840.366	15,5000	13.025.673,0000	1,04
AMEN	AETERNAL MEN	10%	1.323.217	9,6000	12.702.883,2000	1,02
GRI	GRIÑO	20%	6.120.277	2,0000	12.240.554,0000	0,98
ELZ	ELZINC	40%	51.420.666	0,2310	11.878.173,8460	0,95
NTX	NETEX	40%	3.546.244	3,2700	11.596.217,8800	0,93
DOMO	DOMO ACTIVOS	60%	6.873.008	1,5500	10.653.162,4000	0,85
TR1	TIER 1 TECH.	40%	4.000.000	2,5800	10.320.000,0000	0,83
END	ENDURANCE MO	40%	3.465.990	2,9300	10.155.350,7000	0,81
ALQ	ALQUIBER	30%	1.684.435	6,0000	10.106.610,0000	0,81
PANG	PANGAEA ONC	20%	6.097.954	1,5400	9.390.849,1600	0,75
VYT	VYTRUS BIOTE	40%	2.846.040	3,2400	9.221.169,6000	0,74
CLR	CLERHP ESTR.	40%	4.030.707	1,8900	7.618.036,2300	0,61
KOM	KOMPUESTOS	30%	3.646.710	1,5200	5.542.999,2000	0,44
IFF	IFFE FUTURA	40%	9.199.636	0,5700	5.243.792,5200	0,42
SEC	SECUOYA	10%	807.357	5,5500	4.480.831,3500	0,36
CMM	COMM CENTER	30%	1.981.921	2,1400	4.241.310,9400	0,34
ADL	ADL BIONATUR	40%	19.476.097	0,1780	3.466.745,2660	0,28
EEL	EUROESPES	50%	5.916.453	0,5100	3.017.391,0300	0,24
MED	MEDCOM TECH	20%	2.643.692	0,8900	2.352.885,8800	0,19
CLE	CLEVER GLO.	30%	7.526.220	0,2500	1.881.555,0000	0,15
CITY	INTERCITY	90%	4.565.724	0,3900	1.780.632,3600	0,14
RBT	ROBOT	30%	855.145	1,8600	1.590.569,7000	0,13
MONI	MONDO TV	20%	4.000.000	0,2900	1.160.000,0000	0,09
312.229.366						100,00

IBEX GROWTH MARKET ALL SHARE: 1.909,3 Capitalización total: 1.248.348.918,722

% Ponderación IBEX GROWTH MARKET ALL SHARE



Composición del índice IBEX GROWTH MARKET ALL SHARE al cierre de: 07/07/2022 después de ajuste
Index constituents of IBEX GROWTH MARKET ALL SHARE at the closing of: 07/07/2022 after adjustment

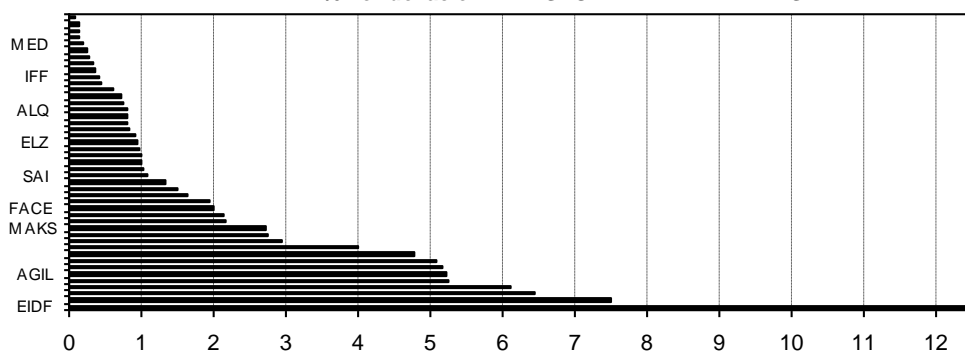
Cód. Sym	Valor Company	Ajuste Free-Float Free-Float Adjust.	# Acciones # Shares	Cierre € Closing €	Capitalización € Capitalisation €	% Ponderación % Weighting
EIDF	EIDF	20%	2.716.084	66,0000	179.261.544,0000	14,22
IZER	IZERTIS	50%	11.704.285	8,0800	94.570.622,8000	7,50
PRO	PROEDUCA	10%	4.517.897	18,0000	81.322.146,0000	6,45
GRN	GREENALIA	20%	4.434.194	17,4000	77.154.975,6000	6,12
SNG	SINGULAR PEO	30%	16.155.758	4,1000	66.238.607,8000	5,25
AGIL	AGILE CONTEN	60%	13.865.767	4,7600	66.001.050,9200	5,23
ENRS	ENERSIDE	30%	11.197.535	5,8200	65.169.653,7000	5,17
HLZ	HOLALUZ	30%	6.421.069	10,0000	64.210.690,0000	5,09
GIGA	GIGAS HOSTIN	70%	8.151.056	7,4000	60.317.814,4000	4,78
PAR	PARLEM	60%	9.653.474	5,2400	50.584.203,7600	4,01
MAKS	MAKING SCIEN	30%	2.512.472	14,8000	37.184.585,6000	2,95
SPH	SOLARPROFIT	20%	3.925.800	8,8000	34.547.040,0000	2,74
ART	ARTECHE	20%	11.418.803	3,0000	34.256.409,0000	2,72
MIO	MIOGROUP	60%	4.000.000	6,8000	27.200.000,0000	2,16
LLN	LLEIDANETWOR	60%	9.629.966	2,8100	27.060.204,4600	2,15
FACE	FACEPHI BIO	80%	12.274.694	2,0500	25.163.122,7000	2,00
LLYC	LLYC	20%	2.327.914	10,6000	24.675.888,4000	1,96
COM	CATENON	60%	11.240.309	1,8300	20.569.765,4700	1,63
NBI	NBI BEARINGS	30%	3.699.080	5,1000	18.865.308,0000	1,50
ALC	ALTIA CONSUL	10%	687.819	24,2000	16.645.219,8000	1,32
SAI	SUBSTRATE AI	40%	8.827.531	1,5500	13.682.673,0500	1,09
480S	CUATROOCHENT	30%	840.366	15,5000	13.025.673,0000	1,03
LAB	LABIANA	40%	2.888.502	4,4000	12.709.408,8000	1,01
AMEN	AETERNAL MEN	10%	1.323.217	9,6000	12.702.883,2000	1,01
GRI	GRIÑO	20%	6.120.277	2,0000	12.240.554,0000	0,97
ELZ	ELZINC	40%	51.420.666	0,2310	11.878.173,8460	0,94
NTX	NETEX	40%	3.546.244	3,2700	11.596.217,8800	0,92
DOMO	DOMO ACTIVOS	60%	6.873.008	1,5500	10.653.162,4000	0,84
TR1	TIER 1 TECH.	40%	4.000.000	2,5800	10.320.000,0000	0,82
END	ENDURANCE MO	40%	3.465.990	2,9300	10.155.350,7000	0,81
ALQ	ALQUIBER	30%	1.684.435	6,0000	10.106.610,0000	0,80
PANG	PANGAEA ONC	20%	6.097.954	1,5400	9.390.849,1600	0,74
VYT	VYTRUS BIOTE	40%	2.846.040	3,2400	9.221.169,6000	0,73
CLR	CLERHP ESTR.	40%	4.030.707	1,8900	7.618.036,2300	0,60
KOM	KOMPUESTOS	30%	3.646.710	1,5200	5.542.999,2000	0,44
IFF	IFFE FUTURA	40%	9.199.636	0,5700	5.243.792,5200	0,42
SEC	SECUOYA	10%	807.357	5,5500	4.480.831,3500	0,36
CMM	COMM CENTER	30%	1.981.921	2,1400	4.241.310,9400	0,34
ADL	ADL BIONATUR	40%	19.476.097	0,1780	3.466.745,2660	0,27
EEP	EUROESPES	50%	5.916.453	0,5100	3.017.391,0300	0,24
MED	MEDCOM TECH	20%	2.643.692	0,8900	2.352.885,8800	0,19
CLE	CLEVER GLO.	30%	7.526.220	0,2500	1.881.555,0000	0,15
CITY	INTERCITY	90%	4.565.724	0,3900	1.780.632,3600	0,14
RBT	ROBOT	30%	855.145	1,8600	1.590.569,7000	0,13
MONI	MONDO TV	20%	4.000.000	0,2900	1.160.000,0000	0,09
			315.117.868			100,00

IBEX GROWTH MARKET ALL SHARE: 1.909,3

Capitalización total:

1.261.058.327,522 €

% Ponderación IBEX GROWTH MARKET ALL SHARE



Informe de ajuste IBEX GROWTH MARKET ALL SHARE

IBEX GROWTH MARKET ALL SHARE adjustment report

07/07/2022 18:17:46

Indice antes de ajuste	Indice después de ajuste	Capitalización antes de ajuste	Capitalización después de ajuste	"J" de ajuste	Divisor IBEX GROWTH AS
<i>Index before adjustment</i>	<i>Index after adjustment</i>	<i>Market Capitalisation before adjustment</i>	<i>Market Capitalisation after adjustment</i>	<i>"J" (Mkt. K2 - K1)</i>	<i>IBEX GROWTH AS Divisor</i>
1.909,3	1.909,3	1.248.348.918,722	1.261.058.327,522	12.709.408,800	660.470

Símbolo	Títulos antes de ajuste	Títulos después de ajuste	Capitalización antes de ajuste	Capitalización después de ajuste	Diferencia de Capitalizaciones
<i>Sym.</i>	<i>Shares before adjustment</i>	<i>Shares after adjustment</i>	<i>Capitalisation before adjustment</i>	<i>Capitalisation after adjustment</i>	<i>Capitalisation difference</i>

Bajas en IBEX GROWTH MARKET ALL SHARE

IBEX GROWTH MARKET ALL SHARE deletions

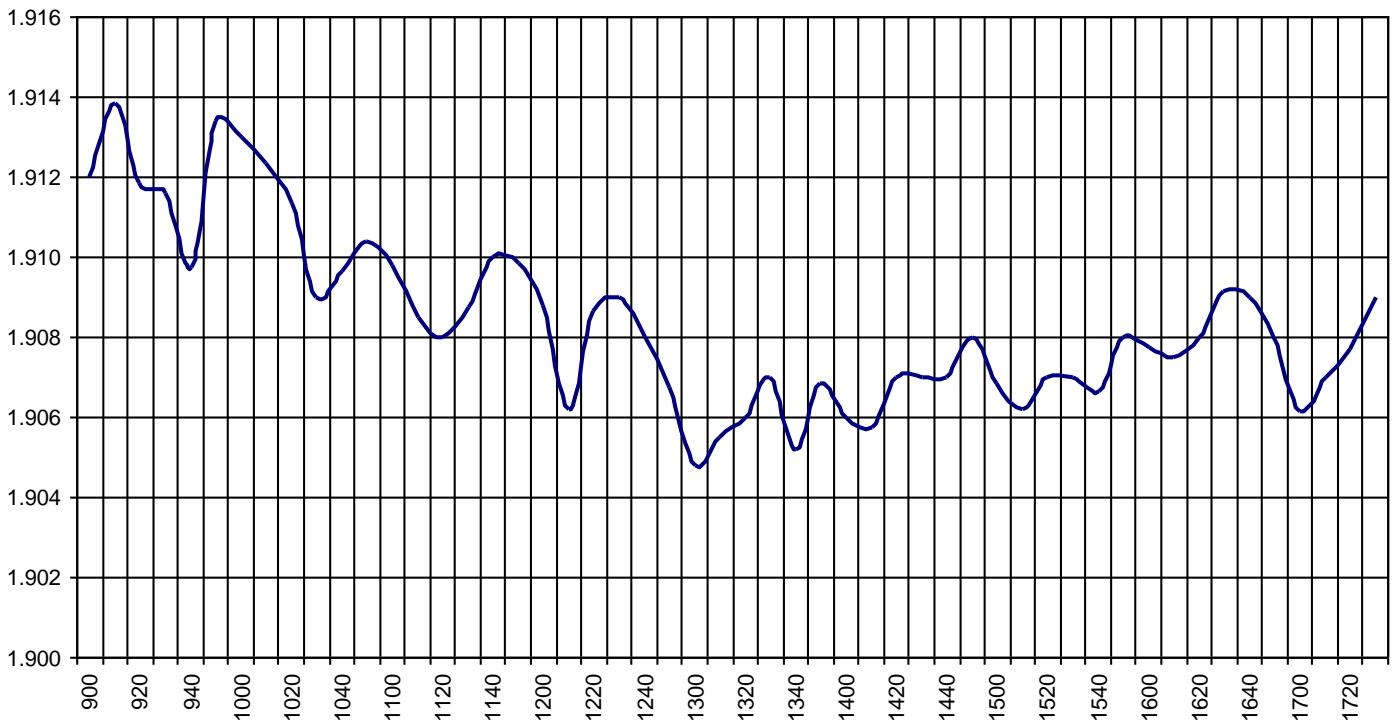
Altas en IBEX GROWTH MARKET ALL SHARE

IBEX GROWTH MARKET ALL SHARE additions

LAB	0	2.888.502	0,0000	12.709.408,8000	12.709.408,8000
-----	---	-----------	--------	-----------------	-----------------

IBEX Growth Market All Share			Hora			
			Time			
Anterior	Previous	1.912,8	Máximo	Max	1.915,2	09:15:46
Inicial	Open	1.911,1	Mínimo	Min	1.902,4	13:40:49
Cierre	Close	1.909,3	Variación	Change	-3,5	
Medio	Mid	1.909,1	%Variación	%change	-0,18%	

Valor medio del índice IBEX Growth Market All Share cada 10' (Index Average every 10')

**Hechos Relevantes Públicos que afectan al IBEX GROWTH MARKET ALL SHARE index****Hechos Relevantes que afectan al cálculo del índice IBEX Growth Market All Share**

08/07/2022	LAB	LABIANA	AJUSTE POR INCLUSIÓN IBEX GROWTH MARKET® ALL SHARE: 2.888.502 ACCS.
13/07/2022	GRN	GREENALIA	AJUSTE POR EXCLUSIÓN
13/07/2022	HAN	HANNUN	AJUSTE POR INCLUSIÓN IBEX GROWTH MARKET® ALL SHARE: 28.144.239 ACCS.

Fechas Ex-Date Dividendos de los valores componentes del índice IBEX MAB® All Share

13/07/2022	LLYC	LLYC	EX DATE DIVIDENDO 21 CON CARGO PRIMA: 0,132 € BRUTOS (FECHA DE PAGO: 15/07/2022)
------------	------	------	--

Relevant Facts related to IBEX GROWTH MARKET ALL SHARE index**Relevant Facts related to IBEX Growth Market All Share index calculation**

08/07/2022	LAB	LABIANA	ADJUSTMENT FOR INCLUSION IBEX GROWTH MARKET® ALL SHARE: 2,888,502 SHARES
13/07/2022	GRN	GREENALIA	ADJUSTMENT FOR EXCLUSION
13/07/2022	HAN	HANNUN	ADJUSTMENT FOR INCLUSION IBEX GROWTH MARKET® ALL SHARE: 28,144,239 SHARES

Dividend ex-date forecast of the IBEX MAB® All Share index constituents

13/07/2022 LLYC LLYC

EX DATE DIVIDEND 21 ISSUE PRIME: 0.132 € GROSS (PAYMENT DATE:
15/07/2022)