

**Composición del índice IBEX GROWTH MARKET ALL SHARE al cierre de: 10/08/2022 antes de ajuste**  
*Index constituents of IBEX GROWTH MARKET ALL SHARE at the closing of: 10/08/2022 before adjustment*

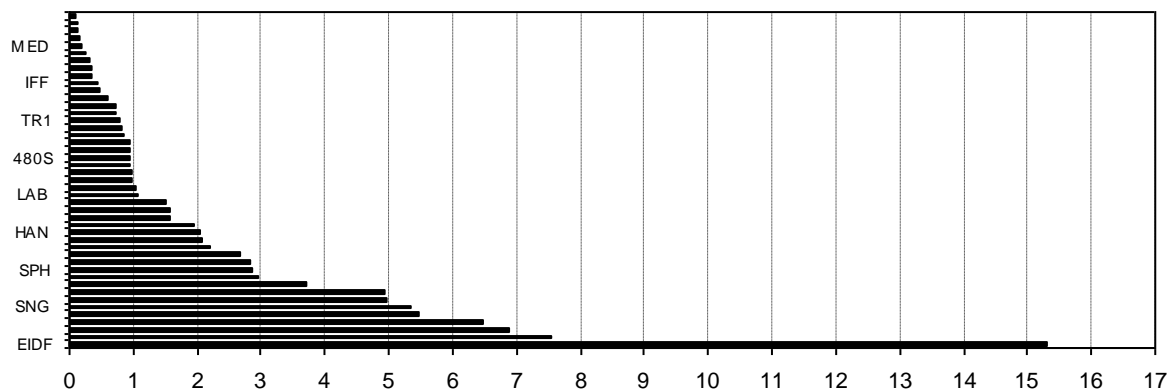
Cód. Sym.	Valor Company	Ajuste Free-Float Free-Float Adjust.	# Acciones # Shares	Cierre € Closing €	Capitalización € Capitalisation €	% Ponderación % Weighting
EIDF	EIDF	20%	2.716.084	70,0000	190.125.880,0000	15,30
IZER	IZERTIS	50%	11.704.285	8,0000	93.634.280,0000	7,54
GIGA	GIGAS HOSTIN	70%	8.151.056	10,5000	85.586.088,0000	6,89
PRO	PROEDUCA	10%	4.517.897	17,8000	80.418.566,6000	6,47
ENRS	ENERSIDE	30%	11.197.535	6,0600	67.857.062,1000	5,46
SNG	SINGULAR PEO	30%	16.155.758	4,1200	66.561.722,9600	5,36
AGIL	AGILE CONTEN	60%	13.865.767	4,4600	61.841.320,8200	4,98
HLZ	HOLALUZ	30%	6.421.069	9,5200	61.128.576,8800	4,92
PAR	PARLEM	60%	9.653.474	4,7800	46.143.605,7200	3,71
ART	ARTECHE	20%	11.418.803	3,2000	36.540.169,6000	2,94
SPH	SOLARPROFIT	20%	3.925.800	9,0000	35.332.200,0000	2,84
MAKS	MAKING SCIEN	30%	2.512.472	14,0000	35.174.608,0000	2,83
FACE	FACEPHI BIO	80%	12.893.802	2,5600	33.008.133,1200	2,66
MIO	MIOGROUP	60%	4.000.000	6,8500	27.400.000,0000	2,21
LLYC	LLYC	20%	2.327.914	11,0000	25.607.054,0000	2,06
HAN	HANNUN	90%	28.144.239	0,9000	25.329.815,1000	2,04
LLN	LLEIDANETWOR	60%	9.629.966	2,5000	24.074.915,0000	1,94
COM	CATENON	60%	11.240.309	1,7450	19.614.339,2050	1,58
NBI	NBI BEARINGS	30%	3.699.080	5,3000	19.605.124,0000	1,58
ALC	ALTIA CONSUL	10%	687.819	27,2000	18.708.676,8000	1,51
LAB	LABIANA	40%	2.888.502	4,5800	13.229.339,1600	1,06
AMEN	AETERNAL MEN	10%	1.323.217	9,6000	12.702.883,2000	1,02
ALQ	ALQUIBER	30%	1.684.435	7,3000	12.296.375,5000	0,99
GRI	GRIÑO	20%	6.120.277	1,9800	12.118.148,4600	0,98
NTX	NETEX	40%	3.546.244	3,3300	11.808.992,5200	0,95
480S	CUATROOCHENT	30%	840.366	13,9000	11.681.087,4000	0,94
ELZ	ELZINC	40%	51.420.666	0,2270	11.672.491,1820	0,94
SAI	SUBSTRATE AI	40%	8.827.531	1,3100	11.564.065,6100	0,93
DOMO	DOMO ACTIVOS	60%	6.873.008	1,5500	10.653.162,4000	0,86
END	ENDURANCE MO	40%	3.512.747	2,9400	10.327.476,1800	0,83
TR1	TIER 1 TECH.	40%	4.000.000	2,4300	9.720.000,0000	0,78
PANG	PANGAEA ONC	20%	6.097.954	1,4600	8.903.012,8400	0,72
VYT	VYTRUS BIOTE	40%	2.846.040	3,1000	8.822.724,0000	0,71
CLR	CLERHP ESTR.	40%	4.030.707	1,8300	7.376.193,8100	0,59
KOM	KOMPUESTOS	30%	3.646.710	1,6400	5.980.604,4000	0,48
IFF	IFFE FUTURA	40%	10.438.142	0,5300	5.532.215,2600	0,45
SEC	SECUOYA	10%	807.357	5,5500	4.480.831,3500	0,36
CMM	COMMCENTER	30%	1.981.921	2,1400	4.241.310,9400	0,34
ADL	ADL BIONATUR	40%	19.476.097	0,1938	3.774.467,5986	0,30
EEP	EUROESPES	50%	5.916.453	0,5250	3.106.137,8250	0,25
MED	MEDCOM TECH	20%	2.643.692	0,8900	2.352.885,8800	0,19
CLE	CLEVER GLO.	30%	7.526.220	0,2480	1.866.502,5600	0,15
RBT	ROBOT	30%	855.145	1,9500	1.667.532,7500	0,13
CITY	INTERCITY	90%	4.565.724	0,3610	1.648.226,3640	0,13
MONI	MONDO TV	20%	4.000.000	0,2960	1.184.000,0000	0,10

340.732.284

100,00

**IBEX GROWTH MARKET AS de cierre: 1.956,4      Capitalización total IBEX GROWTH MARKET AS: 1.242.402.805,095 €**

**% Ponderación IBEX GROWTH MARKET ALL SHARE**



**Composición del índice IBEX GROWTH MARKET ALL SHARE al cierre de: 10/08/2022 después de ajuste**  
*Index constituents of IBEX GROWTH MARKET ALL SHARE at the closing of: 10/08/2022 after adjustment*

Cód. Sym	Valor Company	Ajuste Free-Float Free-Float Adjust.	# Acciones # Shares	Cierre € Closing €	Capitalización € Capitalisation €	% Ponderación % Weighting
EIDF	EIDF	20%	2.716.084	70,0000	190.125.880,0000	15,07
IZER	IZERTIS	50%	11.704.285	8,0000	93.634.280,0000	7,42
GIGA	GIGAS HOSTIN	70%	8.151.056	10,5000	85.586.088,0000	6,78
PRO	PROEDUCA	10%	4.517.897	17,8000	80.418.566,6000	6,37
ENRS	ENERSIDE	30%	11.197.535	6,0600	67.857.062,1000	5,38
SNG	SINGULAR PEO	30%	16.155.758	4,1200	66.561.722,9600	5,27
AGIL	AGILE CONTEN	60%	13.865.767	4,4600	61.841.320,8200	4,90
HLZ	HOLALUZ	30%	6.421.069	9,5200	61.128.576,8800	4,84
PAR	PARLEM	60%	9.653.474	4,7800	46.143.605,7200	3,66
ART	ARTECHE	20%	11.418.803	3,2000	36.540.169,6000	2,90
SPH	SOLARPROFIT	20%	3.925.800	9,0000	35.332.200,0000	2,80
MAKS	MAKING SCIEN	30%	2.512.472	14,0000	35.174.608,0000	2,79
FACE	FACEPHI BIO	80%	12.893.802	2,5600	33.008.133,1200	2,62
MIO	MIOGROUP	60%	4.000.000	6,8500	27.400.000,0000	2,17
LLYC	LLYC	20%	2.327.914	11,0000	25.607.054,0000	2,03
HAN	HANNUN	90%	28.144.239	0,9000	25.329.815,1000	2,01
LLN	LLEIDANETWOR	60%	9.629.966	2,5000	24.074.915,0000	1,91
COM	CATENON	60%	11.240.309	1,7450	19.614.339,2050	1,55
NBI	NBI BEARINGS	30%	3.699.080	5,3000	19.605.124,0000	1,55
APG	AXON	20%	1.061.487	18,4000	19.531.360,8000	1,55
ALC	ALTIA CONSUL	10%	687.819	27,2000	18.708.676,8000	1,48
LAB	LABIANA	40%	2.888.502	4,5800	13.229.339,1600	1,05
AMEN	AETERNAL MEN	10%	1.323.217	9,6000	12.702.883,2000	1,01
ALQ	ALQUIBER	30%	1.684.435	7,3000	12.296.375,5000	0,97
GRI	GRIÑO	20%	6.120.277	1,9800	12.118.148,4600	0,96
NTX	NETEX	40%	3.546.244	3,3300	11.808.992,5200	0,94
480S	CUATROOCHENT	30%	840.366	13,9000	11.681.087,4000	0,93
ELZ	ELZINC	40%	51.420.666	0,2270	11.672.491,1820	0,92
SAI	SUBSTRATE AI	40%	8.827.531	1,3100	11.564.065,6100	0,92
DOMO	DOMO ACTIVOS	60%	6.873.008	1,5500	10.653.162,4000	0,84
END	ENDURANCE MO	40%	3.512.747	2,9400	10.327.476,1800	0,82
TR1	TIER 1 TECH.	40%	4.000.000	2,4300	9.720.000,0000	0,77
PANG	PANGAEA ONC	20%	6.097.954	1,4600	8.903.012,8400	0,71
VYT	VYTRUS BIOTE	40%	2.846.040	3,1000	8.822.724,0000	0,70
CLR	CLERHP ESTR.	40%	4.030.707	1,8300	7.376.193,8100	0,58
KOM	KOMPUESTOS	30%	3.646.710	1,6400	5.980.604,4000	0,47
IFF	IFFE FUTURA	40%	10.438.142	0,5300	5.532.215,2600	0,44
SEC	SECUOYA	10%	807.357	5,5500	4.480.831,3500	0,36
CMM	COMMCENTER	30%	1.981.921	2,1400	4.241.310,9400	0,34
ADL	ADL BIONATUR	40%	19.476.097	0,1938	3.774.467,5986	0,30
EEP	EUROESPES	50%	5.916.453	0,5250	3.106.137,8250	0,25
MED	MEDCOM TECH	20%	2.643.692	0,8900	2.352.885,8800	0,19
CLE	CLEVER GLO.	30%	7.526.220	0,2480	1.866.502,5600	0,15
RBT	ROBOT	30%	855.145	1,9500	1.667.532,7500	0,13
CITY	INTERCITY	90%	4.565.724	0,3610	1.648.226,3640	0,13
MONI	MONDO TV	20%	4.000.000	0,2960	1.184.000,0000	0,09

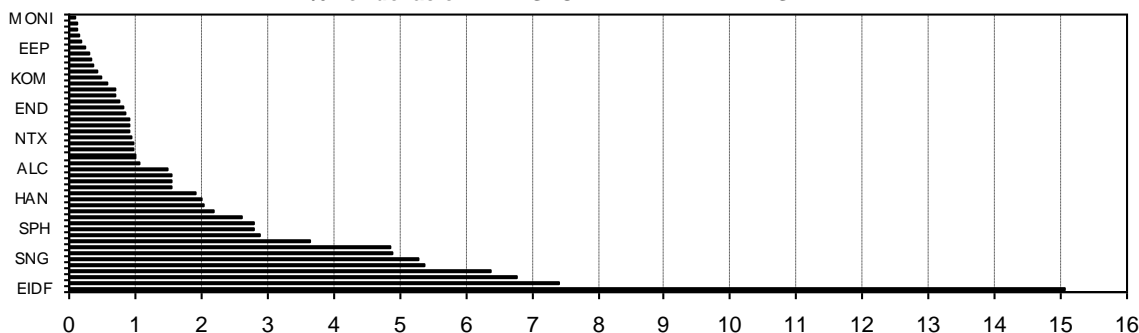
341.793.771

100,00

IBEX GROWTH MARKET AS de cierre:1.956,4

Capitalización total IBEX GROWTH MARKET AS: 1.261.934.165,895 €

% Ponderación IBEX GROWTH MARKET ALL SHARE





# Informe de ajuste IBEX GROWTH MARKET ALL SHARE

## IBEX GROWTH MARKET ALL SHARE adjustment report

10/08/2022 18:18:57

Indice antes de ajuste	Indice después de ajuste	Capitalización antes de ajuste	Capitalización después de ajuste	"J" de ajuste	Divisor IBEX GROWTH AS
<i>Index before adjustment</i>	<i>Index after adjustment</i>	<i>Market Capitalisation before adjustment</i>	<i>Market Capitalisation after adjustment</i>	<i>"J" (Mkt. K2 - K1)</i>	<i>IBEX GROWTH AS Divisor</i>
1.956,4	1.956,4	1.242.402.805,095	1.261.934.165,895	19.531.360,800	645.020

Símbolo	Títulos antes de ajuste	Títulos después de ajuste	Capitalización antes de ajuste	Capitalización después de ajuste	Diferencia de Capitalizaciones
<i>Sym.</i>	<i>Shares before adjustment</i>	<i>Shares after adjustment</i>	<i>Capitalisation before adjustment</i>	<i>Capitalisation after adjustment</i>	<i>Capitalisation difference</i>

### Bajas en IBEX GROWTH MARKET ALL SHARE

IBEX GROWTH MARKET ALL SHARE deletions

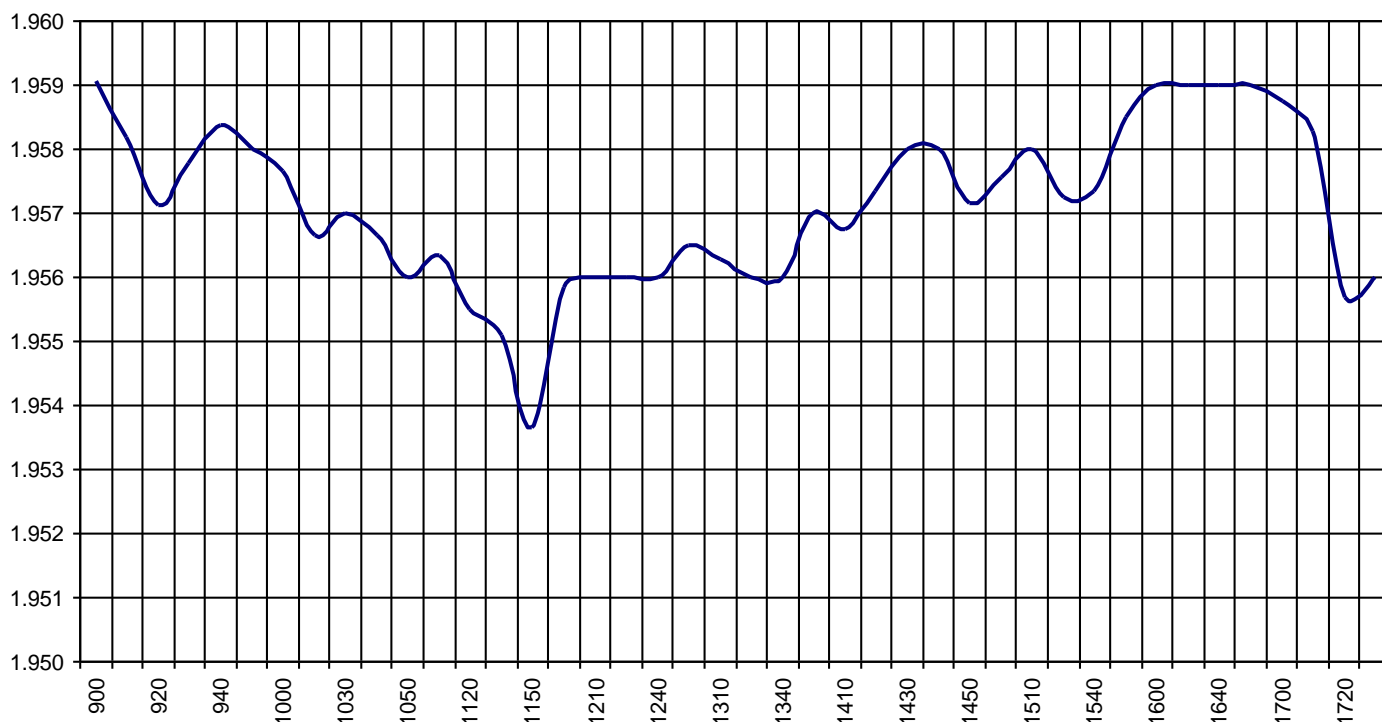
### Altas en IBEX GROWTH MARKET ALL SHARE

IBEX GROWTH MARKET ALL SHARE additions

APG	0	1.061.487	0,0000	19.531.360,8000	19.531.360,8000
-----	---	-----------	--------	-----------------	-----------------

IBEX Growth Market All Share						Hora
						Time
Anterior	Previous	1.962,4	Máximo	Max	1.962,1	09:00:26
Inicial	Open	1.961,1	Mínimo	Min	1.951,8	11:50:03
Cierre	Close	1.956,4	Variación	Change	-6	
Medio	Mid	1.957,5	%Variación	%change	-0,31%	

Valor medio del índice IBEX Growth Market All Share cada 10' (Index Average every 10')



**Hechos Relevantes Públicos que afectan al IBEX GROWTH MARKET ALL SHARE index**

**Hechos Relevantes que afectan al cálculo del índice IBEX Growth Market All Share**

11/08/2022	APG	AXON	AJUSTE POR INCLUSIÓN IBEX GROWTH MARKET® ALL SHARE: 1.061.487 ACCS.
12/08/2022	USI	UMBRELLA	AJUSTE POR INCLUSIÓN IBEX GROWTH MARKET® ALL SHARE: 2.155.800 ACCS.

**Relevant Facts related to IBEX GROWTH MARKET ALL SHARE index**

**Relevant Facts related to IBEX Growth Market All Share index calculation**

11/08/2022	APG	AXON	ADJUSTMENT FOR INCLUSION IBEX GROWTH MARKET® ALL SHARE: 1,061,487 SHARES
12/08/2022	USI	UMBRELLA	ADJUSTMENT FOR INCLUSION IBEX GROWTH MARKET® ALL SHARE: 2,155,800 SHARES