

Composición del índice IBEX GROWTH MARKET ALL SHARE al cierre de: 01/09/2022 antes de ajuste
Index constituents of IBEX GROWTH MARKET ALL SHARE at the closing of: 01/09/2022 before adjustment

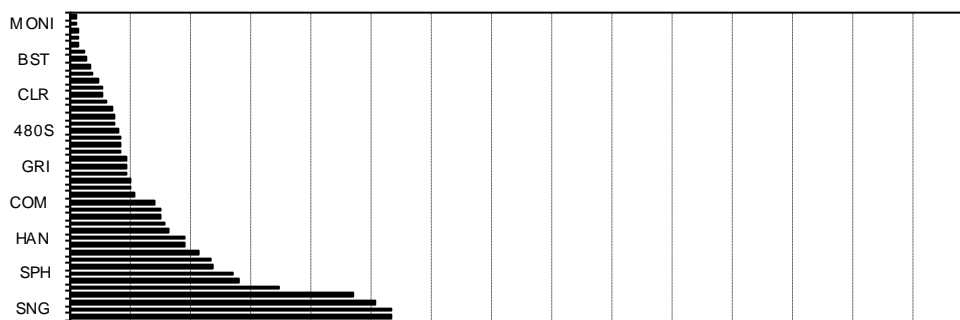
Cód. Sym.	Valor Company	Ajuste Free-Float Free-Float Adjust.	# Acciones # Shares	Cierre € Closing €	Capitalización € Capitalisation €	% Ponderación % Weighting
EIDF	EIDF	20%	2.716.084	79,4000	215.657.069,6000	16,85
IZER	IZERTIS	50%	11.704.285	8,2600	96.677.394,1000	7,56
GIGA	GIGAS HOSTIN	70%	8.151.056	10,1000	82.325.665,6000	6,43
PRO	PROEDUCA	10%	4.517.897	17,7000	79.966.776,9000	6,25
HLZ	HOLALUZ	30%	6.421.069	10,6500	68.384.384,8500	5,34
SNG	SINGULAR PEO	30%	16.155.758	4,2200	68.177.298,7600	5,33
ENRS	ENERSIDE	30%	11.197.535	5,7800	64.721.752,3000	5,06
AGIL	AGILE CONTEN	60%	13.865.767	4,3500	60.316.086,4500	4,71
PAR	PARLEM	60%	9.653.474	4,6000	44.405.980,4000	3,47
ART	ARTECHE	20%	11.418.803	3,1200	35.626.665,3600	2,78
SPH	SOLARPROFIT	20%	3.925.800	8,8000	34.547.040,0000	2,70
MAKS	MAKING SCIEN	30%	2.512.472	12,0500	30.275.287,6000	2,37
FACE	FACEPHI BIO	80%	12.893.802	2,3200	29.913.620,6400	2,34
MIO	MIOGROUP	60%	4.000.000	6,8500	27.400.000,0000	2,14
LLYC	LLYC	20%	2.327.914	10,5000	24.443.097,0000	1,91
HAN	HANNUN	90%	28.144.239	0,8600	24.204.045,5400	1,89
LLN	LLEIDANETWOR	60%	9.629.966	2,1900	21.089.625,5400	1,65
NBI	NBI BEARINGS	30%	3.699.080	5,4000	19.975.032,0000	1,56
ALC	ALTIA CONSUL	10%	687.819	28,0000	19.258.932,0000	1,51
APG	AXON	20%	1.061.487	18,0000	19.106.766,0000	1,49
COM	CATENON	60%	11.240.309	1,6000	17.984.494,4000	1,41
ALQ	ALQUIBER	30%	1.684.435	8,0000	13.475.480,0000	1,05
LAB	LABIANA	40%	2.888.502	4,4800	12.940.488,9600	1,01
AMEN	AETERNAL MEN	10%	1.323.217	9,6000	12.702.883,2000	0,99
USI	UMBRELLA	10%	2.155.800	5,5500	11.964.690,0000	0,94
GRI	GRIÑO	20%	6.120.277	1,9400	11.873.337,3800	0,93
NTX	NETEX	40%	3.546.244	3,3400	11.844.454,9600	0,93
ELZ	ELZINC	40%	51.420.666	0,2100	10.798.339,8600	0,84
DOMO	DOMO ACTIVOS	60%	6.873.008	1,5500	10.653.162,4000	0,83
END	ENDURANCE MO	40%	3.512.747	2,9900	10.503.113,5300	0,82
480S	CUATROOCHENT	30%	840.366	12,2000	10.252.465,2000	0,80
VYT	VYTRUS BIOTE	40%	2.846.040	3,3400	9.505.773,6000	0,74
TR1	TIER 1 TECH.	40%	4.000.000	2,3400	9.360.000,0000	0,73
PANG	PANGAEA ONC	20%	6.097.954	1,4600	8.903.012,8400	0,70
SAI	SUBSTRATE AI	40%	8.827.531	0,8880	7.838.847,5280	0,61
CLR	CLERHP ESTR.	40%	4.030.707	1,7000	6.852.201,9000	0,54
IFF	IFFE FUTURA	40%	10.438.142	0,6400	6.680.410,8800	0,52
KOM	KOMPUESTOS	30%	3.646.710	1,6400	5.980.604,4000	0,47
SEC	SECUOYA	10%	807.357	5,5500	4.480.831,3500	0,35
CMM	COMMCENTER	30%	1.981.921	2,1400	4.241.310,9400	0,33
BST	BIOTECHNOLOG	40%	19.476.097	0,1760	3.427.793,0720	0,27
EEP	EUROESPES	50%	5.916.453	0,5150	3.046.973,2950	0,24
MED	MEDCOM TECH	20%	2.643.692	0,6850	1.810.929,0200	0,14
CLE	CLEVER GLO.	30%	7.526.220	0,2360	1.776.187,9200	0,14
RBT	ROBOT	30%	855.145	1,9400	1.658.981,3000	0,13
MONI	MONDO TV	20%	4.000.000	0,3240	1.296.000,0000	0,10
CITY	INTERCITY	90%	4.565.724	0,2660	1.214.482,5840	0,09

343.949.571

100,00

IBEX GROWTH MARKET AS de cierre: 1.965,5 Capitalización total IBEX GROWTH MARKET AS: 1.279.539.771,159 €

% Ponderación IBEX GROWTH MARKET ALL SHARE



Composición del índice IBEX GROWTH MARKET ALL SHARE al cierre de: 01/09/2022 después de ajuste
Index constituents of IBEX GROWTH MARKET ALL SHARE at the closing of: 01/09/2022 after adjustment

Cód. Sym	Valor Company	Ajuste Free-Float Free-Float Adjust.	# Acciones # Shares	Cierre € Closing €	Capitalización € Capitalisation €	% Ponderación % Weighting
EIDF	EIDF	20%	2.716.084	79,4000	215.657.069,6000	16,85
IZER	IZERTIS	50%	11.704.285	8,2600	96.677.394,1000	7,55
GIGA	GIGAS HOSTIN	70%	8.151.056	10,1000	82.325.665,6000	6,43
PRO	PROEDUCA	10%	4.517.897	17,7000	79.966.776,9000	6,25
HLZ	HOLALUZ	30%	6.421.069	10,6500	68.384.384,8500	5,34
SNG	SINGULAR PEO	30%	16.155.758	4,2200	68.177.298,7600	5,33
ENRS	ENERSIDE	30%	11.197.535	5,7800	64.721.752,3000	5,06
AGIL	AGILE CONTEN	60%	13.865.767	4,3500	60.316.086,4500	4,71
PAR	PARLEM	60%	9.653.474	4,6000	44.405.980,4000	3,47
ART	ARTECHE	20%	11.418.803	3,1200	35.626.665,3600	2,78
SPH	SOLARPROFIT	20%	3.925.800	8,8000	34.547.040,0000	2,70
MAKS	MAKING SCIEN	30%	2.512.472	12,0500	30.275.287,6000	2,37
FACE	FACEPHI BIO	80%	12.893.802	2,3200	29.913.620,6400	2,34
MIO	MIOGROUP	60%	4.000.000	6,8500	27.400.000,0000	2,14
LLYC	LLYC	20%	2.327.914	10,5000	24.443.097,0000	1,91
HAN	HANNUN	90%	28.144.239	0,8600	24.204.045,5400	1,89
LLN	LLEIDANETWOR	60%	9.629.966	2,1900	21.089.625,5400	1,65
NBI	NBI BEARINGS	30%	3.699.080	5,4000	19.975.032,0000	1,56
ALC	ALTIA CONSUL	10%	687.819	28,0000	19.258.932,0000	1,50
APG	AXON	20%	1.061.487	18,0000	19.106.766,0000	1,49
COM	CATENON	60%	11.240.309	1,6000	17.984.494,4000	1,41
ALQ	ALQUIBER	30%	1.684.435	8,0000	13.475.480,0000	1,05
LAB	LABIANA	40%	2.888.502	4,4800	12.940.488,9600	1,01
AMEN	AETERNAL MEN	10%	1.323.217	9,6000	12.702.883,2000	0,99
USI	UMBRELLA	10%	2.155.800	5,5500	11.964.690,0000	0,93
GRI	GRIÑO	20%	6.120.277	1,9400	11.873.337,3800	0,93
NTX	NETEX	40%	3.546.244	3,3400	11.844.454,9600	0,93
ELZ	ELZINC	40%	51.420.666	0,2100	10.798.339,8600	0,84
DOMO	DOMO ACTIVOS	60%	6.873.008	1,5500	10.653.162,4000	0,83
END	ENDURANCE MO	40%	3.512.747	2,9900	10.503.113,5300	0,82
480S	CUATROOCHENT	30%	840.366	12,2000	10.252.465,2000	0,80
VYT	VYTRUS BIOTE	40%	2.846.040	3,3400	9.505.773,6000	0,74
TR1	TIER 1 TECH.	40%	4.000.000	2,3400	9.360.000,0000	0,73
PANG	PANGAEA ONC	20%	6.097.954	1,4600	8.903.012,8400	0,70
SAI	SUBSTRATE AI	40%	8.827.531	0,8880	7.838.847,5280	0,61
CLR	CLERHP ESTR.	40%	4.030.707	1,7000	6.852.201,9000	0,54
IFF	IFFE FUTURA	40%	10.438.142	0,6400	6.680.410,8800	0,52
KOM	KOMPUESTOS	30%	3.646.710	1,6400	5.980.604,4000	0,47
SEC	SECUOYA	10%	807.357	5,5500	4.480.831,3500	0,35
CMM	COMMCENTER	30%	1.981.921	2,1400	4.241.310,9400	0,33
BST	BIOTECHNOLOG	40%	19.976.097	0,1760	3.515.793,0720	0,27
EEP	EUROESPES	50%	5.916.453	0,5150	3.046.973,2950	0,24
MED	MEDCOM TECH	20%	2.643.692	0,6850	1.810.929,0200	0,14
CLE	CLEVER GLO.	30%	7.526.220	0,2360	1.776.187,9200	0,14
RBT	ROBOT	30%	855.145	1,9400	1.658.981,3000	0,13
CITY	INTERCITY	90%	5.227.568	0,2660	1.390.533,0880	0,11
MONI	MONDO TV	20%	4.000.000	0,3240	1.296.000,0000	0,10

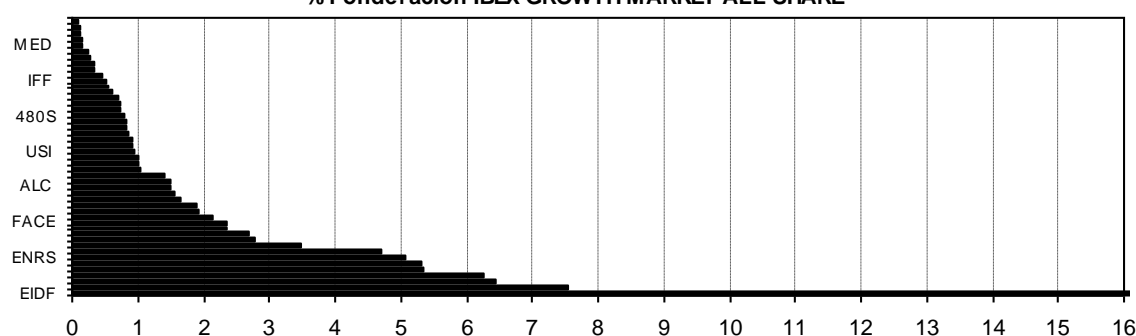
345.111.415

100,00

IBEX GROWTH MARKET AS de cierre:1.965,5

Capitalización total IBEX GROWTH MARKET AS: 1.279.803.821,663 €

% Ponderación IBEX GROWTH MARKET ALL SHARE



Informe de ajuste IBEX GROWTH MARKET ALL SHARE

IBEX GROWTH MARKET ALL SHARE adjustment report

01/09/2022 18:12:24

Índice antes de ajuste <i>Index before adjustment</i>	Índice después de ajuste <i>Index after adjustment</i>	Capitalización antes de ajuste <i>Market Capitalisation before adjustment</i>	Capitalización después de ajuste <i>Market Capitalisation after adjustment</i>	"J" de ajuste <i>"J" (Mkt. K2 - K1)</i>	Divisor IBEX GROWTH AS <i>IBEX GROWTH AS Divisor</i>
1.965,5	1.965,5	1.279.539.771,159	1.279.803.821,663	264.050,504	651.120

Símbolo <i>Sym.</i>	Títulos antes de ajuste <i>Shares before adjustment</i>	Títulos después de ajuste <i>Shares after adjustment</i>	Capitalización antes de ajuste <i>Capitalisation before adjustment</i>	Capitalización después de ajuste <i>Capitalisation after adjustment</i>	Diferencia de Capitalizaciones <i>Capitalisation difference</i>
BST	19.476.097	19.976.097	3.427.793,072	3.515.793,072	88.000,000
CITY	4.565.724	5.227.568	1.214.482,584	1.390.533,088	176.050,504

Bajas en IBEX GROWTH MARKET ALL SHARE

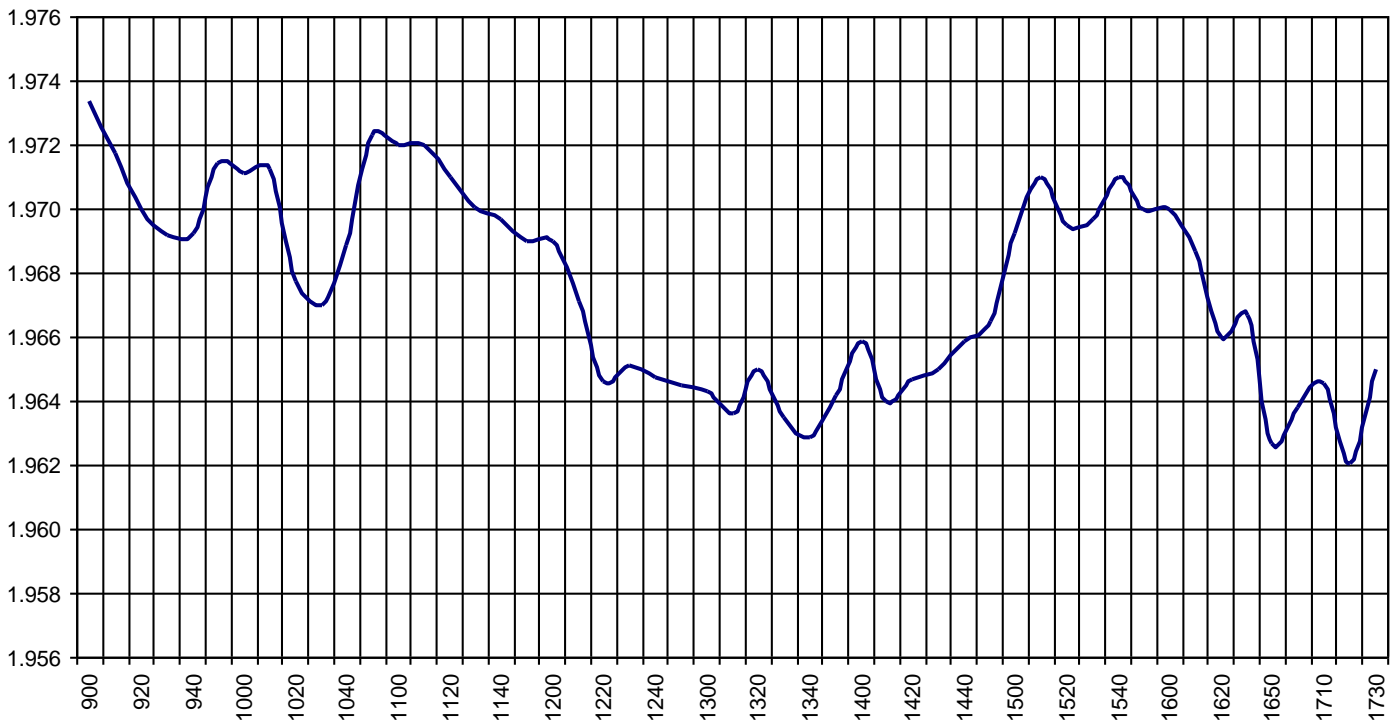
IBEX GROWTH MARKET ALL SHARE deletions

Altas en IBEX GROWTH MARKET ALL SHARE

IBEX GROWTH MARKET ALL SHARE additions

IBEX Growth Market All Share			Hora			
			Time			
Anterior	Previous	1.974,8	Máximo	Max	1.974,8	09:04:04
Inicial	Open	1.973,8	Mínimo	Min	1.961,2	17:28:19
Cierre	Close	1.965,5	Variación	Change	-9,3	
Medio	Mid	1.967,8	%Variación	%change	-0,47%	

Valor medio del índice IBEX Growth Market All Share cada 10' (Index Average every 10')



Hechos Relevantes Públicos que afectan al IBEX GROWTH MARKET ALL SHARE index

Hechos Relevantes que afectan al cálculo del índice IBEX Growth Market All Share

02/09/2022	BST	BIOTECHNOLOG	AJUSTE POR INTEGRACIÓN DE 500.000 ACCS.
02/09/2022	CITY	INTERCITY	AJUSTE POR INTEGRACIÓN DE 661.844 ACCS.
05/09/2022	FACE	FACEPHI BIO	AJUSTE POR INTEGRACIÓN DE 647.599 ACCS.

Relevant Facts related to IBEX GROWTH MARKET ALL SHARE index

Relevant Facts related to IBEX Growth Market All Share index calculation

02/09/2022	BST	BIOTECHNOLOG	ADJUSTMENT FOR INTEGRATION OF 500,000 SHARES
02/09/2022	CITY	INTERCITY	ADJUSTMENT FOR INTEGRATION OF 661,844 SHARES
05/09/2022	FACE	FACEPHI BIO	ADJUSTMENT FOR INTEGRATION OF 647,599 SHARES