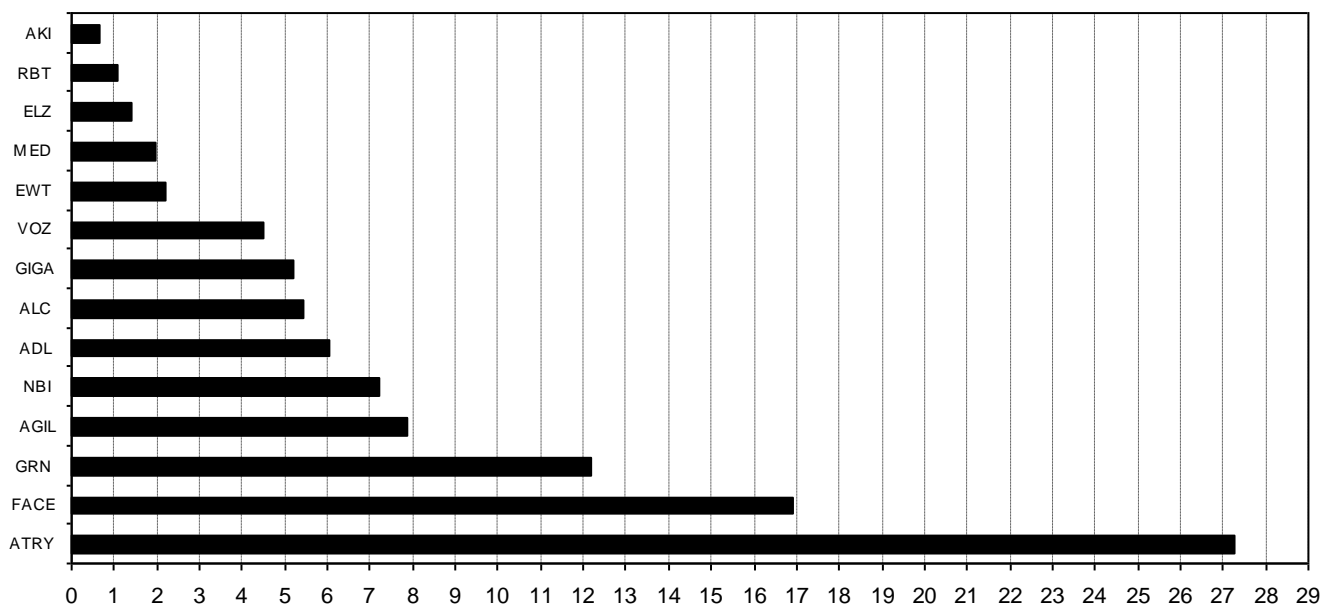


Composición del IBEX MAB® 15 al cierre de la sesión del día: 17/03/2020 antes de ajuste
Index constituents of IBEX MAB® 15 at the closing of: 17/03/2020 before adjustment

| Cód. Sym. | Valor Company | Ajuste Free-Float Free-Float Adjust. | # Acciones # Shares | Cierre € Closing € | Capitalización € Capitalisation € | % Ponderación % Weighting |
|-----------|---------------|--------------------------------------|---------------------|--------------------|-----------------------------------|---------------------------|
| ATRY | ATRY S | 60% | 15.384.931 | 3,8000 | 58.462.737,8000 | 27,27 |
| FACE | FACEPHI BIO | 70% | 9.293.958 | 3,9000 | 36.246.436,2000 | 16,91 |
| GRN | GREENALIA | 20% | 4.246.694 | 6,1500 | 26.117.168,1000 | 12,18 |
| AGIL | AGILE CONTEN | 40% | 6.401.914 | 2,6400 | 16.901.052,9600 | 7,88 |
| NBI | NBI BEARINGS | 40% | 4.932.107 | 3,1400 | 15.486.815,9800 | 7,22 |
| ADL | ADL BIONATUR | 30% | 11.816.720 | 1,1000 | 12.998.392,0000 | 6,06 |
| ALC | ALTIA CONSUL | 10% | 687.819 | 17,0000 | 11.692.923,0000 | 5,45 |
| GIGA | GIGAS HOSTIN | 60% | 2.593.391 | 4,3000 | 11.151.581,3000 | 5,20 |
| VOZ | VOZTELECOM | 50% | 2.294.750 | 4,2000 | 9.637.950,0000 | 4,50 |
| EWT | EURONA WIREL | 80% | 33.739.138 | 0,1400 | 4.723.479,3200 | 2,20 |
| MED | MEDCOM TECH | 30% | 3.965.539 | 1,0600 | 4.203.471,3400 | 1,96 |
| ELZ | ELZINC | 20% | 5.142.067 | 0,5900 | 3.033.819,5300 | 1,42 |
| RBT | ROBOT | 30% | 855.145 | 2,6600 | 2.274.685,7000 | 1,06 |
| AKI | AKILES | 80% | 16.734.549 | 0,0870 | 1.455.905,7630 | 0,68 |
| | | | 118.088.722 | | | 100,00 |

IBEX MAB® 15 de cierre: 1.164,5 Capitalización total IBEX® MAB 15 214.386.418,9930

% Ponderación IBEX MAB® 15



Composición del índice IBEX MAB® 15 al cierre de la sesión : 17/03/2020 después de ajuste

Index constituents of IBEX MAB® 15 at the closing of: 17/03/2020 after adjustment

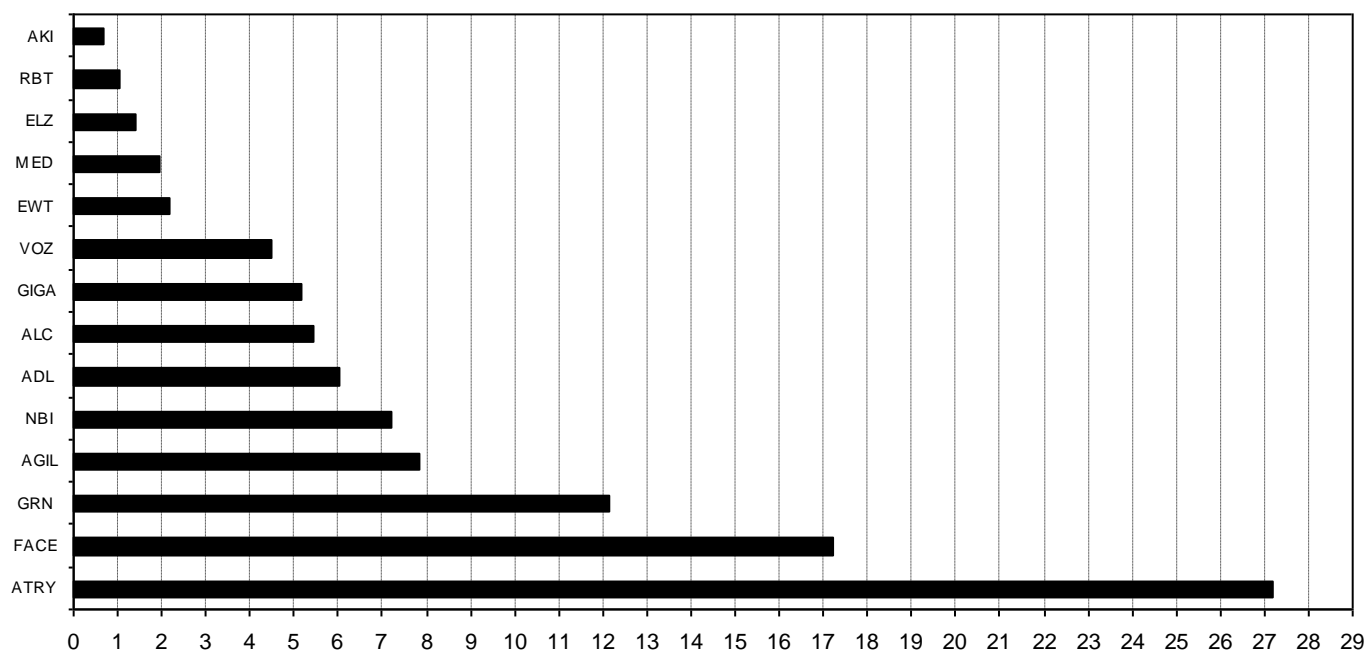
| Cód. Sym. | Valor Company | Ajuste Free-Float Free-Float Adjust. | # Acciones # Shares | Cierre € Closing € | Capitalización € Capitalisation € | % Ponderación % Weighting |
|--------------------|---------------|--------------------------------------|---------------------|--------------------|-----------------------------------|---------------------------|
| ATRY | ATRY S | 60% | 15.384.931 | 3,8000 | 58.462.737,8000 | 27,17 |
| FACE | FACEPHI BIO | 70% | 9.498.397 | 3,9000 | 37.043.748,3000 | 17,21 |
| GRN | GREENALIA | 20% | 4.246.694 | 6,1500 | 26.117.168,1000 | 12,14 |
| AGIL | AGILE CONTEN | 40% | 6.401.914 | 2,6400 | 16.901.052,9600 | 7,85 |
| NBI | NBI BEARINGS | 40% | 4.932.107 | 3,1400 | 15.486.815,9800 | 7,20 |
| ADL | ADL BIONATUR | 30% | 11.816.720 | 1,1000 | 12.998.392,0000 | 6,04 |
| ALC | ALTIA CONSUL | 10% | 687.819 | 17,0000 | 11.692.923,0000 | 5,43 |
| GIGA | GIGAS HOSTIN | 60% | 2.593.391 | 4,3000 | 11.151.581,3000 | 5,18 |
| VOZ | VOZTELECOM | 50% | 2.294.750 | 4,2000 | 9.637.950,0000 | 4,48 |
| EWT | EURONA WIREL | 80% | 33.739.138 | 0,1400 | 4.723.479,3200 | 2,20 |
| MED | MEDCOM TECH | 30% | 3.965.539 | 1,0600 | 4.203.471,3400 | 1,95 |
| ELZ | ELZINC | 20% | 5.142.067 | 0,5900 | 3.033.819,5300 | 1,41 |
| RBT | ROBOT | 30% | 855.145 | 2,6600 | 2.274.685,7000 | 1,06 |
| AKI | AKILES | 80% | 16.734.549 | 0,0870 | 1.455.905,7630 | 0,68 |
| 118.293.161 | | | | | | 100,00 |

IBEX MAB ®15 de cierre:

1.164,5 Capitalización total IBEX MAB® 15.:

215.183.731,0930 €

% Ponderación IBEX MAB® 15



Informe de ajuste IBEX MAB 15®

IBEX MAB 15® adjustment report

17/03/2020 18:08:22

| Indice antes de ajuste <i>Index before adjustment</i> | Indice después de ajuste <i>Index after adjustment</i> | Capitalización antes de ajuste <i>Market Capitalisation before adjustment</i> | Capitalización después de ajuste <i>Market Capitalisation after adjustment</i> | "J" de ajuste <i>"J" (Mkt. K2 - K1)</i> | Divisor IBEX MAB® 15 <i>IBEX MAB® 15 Divisor</i> |
|--|---|--|---|--|---|
| 1.164,5 | 1.164,5 | 214.386.418,9930 | 215.183.731,0930 | 797.312,1000 | 184.781 |

| Símbolo <i>Sym.</i> | Títulos antes de ajuste <i>Shares before adjustment</i> | Títulos después de ajuste <i>Shares after adjustment</i> | Capitalización antes de ajuste <i>Capitalisation before adjustment</i> | Capitalización después de ajuste <i>Capitalisation after adjustment</i> | Diferencia de Capitalizaciones <i>Capitalisation difference</i> |
|------------------------|--|---|---|--|--|
| FACE | 9.293.958 | 9.498.397 | 36.246.436,2000 | 37.043.748,3000 | 797.312,1000 |

Bajas en IBEX MAB® 15

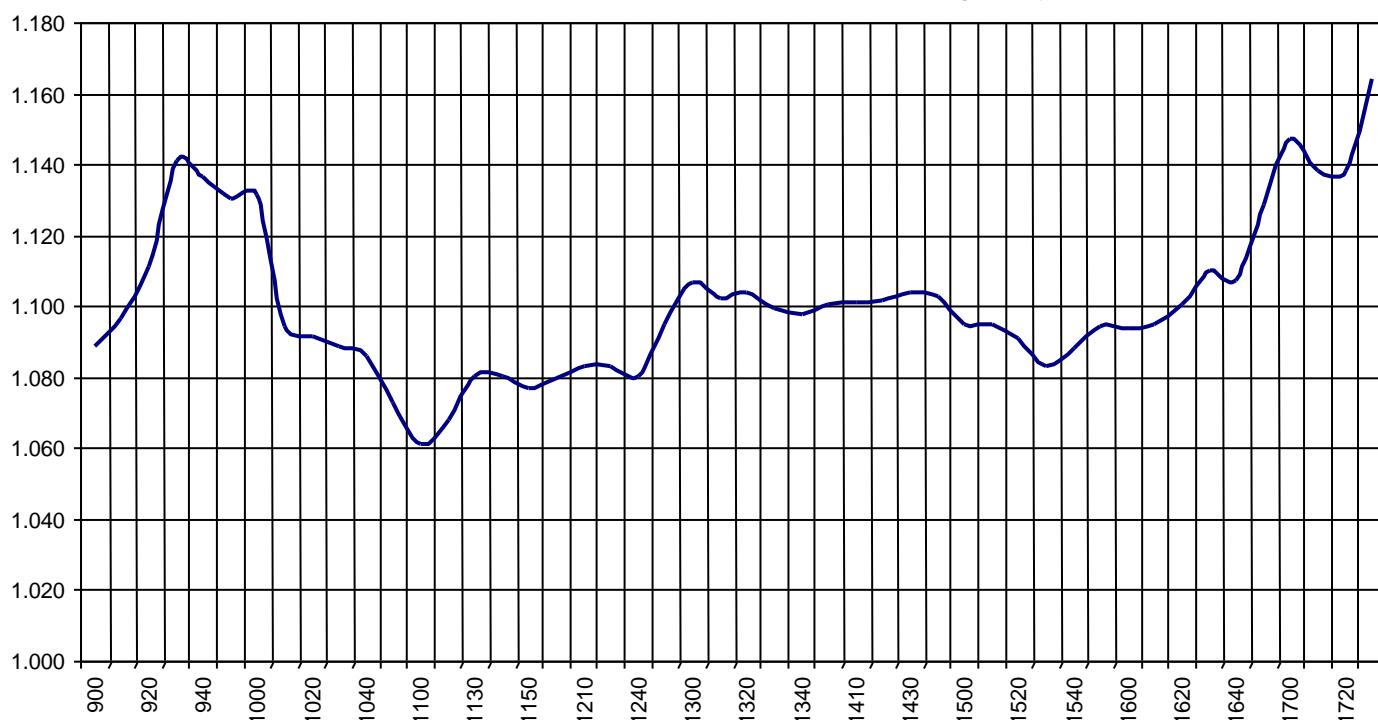
IBEX MAB® 15 deletions

Altas en IBEX MAB® 15

IBEX MAB® 15 additions

| IBEX MAB® 15 | | | Hora | | | |
|--------------|----------|---------|------------|---------|---------|----------|
| | | | Time | | | |
| Anterior | Previous | 1.072,6 | Máximo | Max | 1.164,5 | 17:39:00 |
| Inicial | Open | 1.086,6 | Mínimo | Min | 1.056,3 | 11:27:19 |
| Cierre | Close | 1.164,5 | Variación | Change | +91,9 | |
| Medio | Mid | 1.107,7 | %Variación | %change | 8,57% | |

Valor medio del índice IBEX MAB® 15 cada 10' (Index Average every 10')



Hechos Relevantes Públicos que afectan al IBEX MAB 15®

Hechos Relevantes que afectan al cálculo del índice IBEX MAB® 15

| | | | |
|------------|------|---------------|---|
| 18/03/2020 | FACE | FACEPHI BIO | AJUSTE POR INTEGRACIÓN DE 204.439 ACCS. |
| 23/03/2020 | AGIL | AGILE CONTENT | AJUSTE REV. IBEX MAB® 15 (CAMBIO FF): +1.600.479 ACCS. |
| 23/03/2020 | AKI | AKILES | AJUSTE REV. IBEX MAB® 15 (CAMBIO FF): +2.091.818 ACCS. |
| 23/03/2020 | ALC | ALTIA CONSUL | AJUSTE REV. IBEX MAB® 15 (EXCLUSIÓN) |
| 23/03/2020 | ATRY | ATRY S | AJUSTE REV. IBEX MAB® 15 (CAMBIO FF): -5.128.311 ACCS. |
| 23/03/2020 | COM | CATENON | AJUSTE REV. IBEX MAB® 15 (INCLUSIÓN): +13.113.694 ACCS. |
| 23/03/2020 | CLR | CLERHP ESTR. | AJUSTE REV. IBEX MAB® 15 (INCLUSIÓN): +3.023.030 ACCS. |
| 23/03/2020 | EWT | EURONA WIREL | AJUSTE REV. IBEX MAB® 15 (CAMBIO FF): +4.217.392 ACCS. |
| 23/03/2020 | HLZ | HOLALUZ | AJUSTE REV. IBEX MAB® 15 (INCLUSIÓN): +8.231.794 ACCS. |
| 23/03/2020 | IZER | IZERTIS | AJUSTE REV. IBEX MAB® 15 (INCLUSIÓN): +6.393.261 ACCS. |
| 23/03/2020 | LLN | LLEIDANETWOR | AJUSTE REV. IBEX MAB® 15 (INCLUSIÓN): +6.419.977 ACCS. |
| 23/03/2020 | MED | MEDCOM TECH | AJUSTE REV. IBEX MAB® 15 (EXCLUSIÓN) |
| 23/03/2020 | RBT | ROBOT | AJUSTE REV. IBEX MAB® 15 (EXCLUSIÓN) |
| 23/03/2020 | VOZ | VOZTELECOM | AJUSTE REV. IBEX MAB® 15 (EXCLUSIÓN) |

Relevant Facts related to IBEX MAB 15® index

Relevant Facts related to IBEX MAB® 15 index calculation

| | | | |
|------------|------|---------------|--|
| 18/03/2020 | FACE | FACEPHI BIO | ADJUSTMENT FOR INTEGRATION OF 204,439 SHARES |
| 23/03/2020 | AGIL | AGILE CONTENT | ADJUSTMENT IBEX MAB® 15 (FF FACTOR CHANGE): +1.600.479 SHARES |
| 23/03/2020 | AKI | AKILES | ADJUSTMENT IBEX MAB® 15 (FF FACTOR CHANGE): +2.091.818 SHARES |
| 23/03/2020 | ALC | ALTIA CONSUL | ADJUSTMENT REVIEW IBEX MAB® 15 (EXCLUSION) |
| 23/03/2020 | ATRY | ATRY S | ADJUSTMENT IBEX MAB® 15 (FF FACTOR CHANGE): +5.128.311 SHARES |
| 23/03/2020 | COM | CATENON | ADJUSTMENT REVIEW IBEX MAB® 15 (INCLUSION): +13.113.694 SHARES |
| 23/03/2020 | CLR | CLERHP ESTR. | ADJUSTMENT REVIEW IBEX MAB® 15 (INCLUSION): +3.023.030 SHARES |
| 23/03/2020 | EWT | EURONA WIREL | ADJUSTMENT IBEX MAB® 15 (FF FACTOR CHANGE): +4.217.392 SHARES |
| 23/03/2020 | HLZ | HOLALUZ | ADJUSTMENT REVIEW IBEX MAB® 15 (INCLUSION): +8.231.794 SHARES |
| 23/03/2020 | IZER | IZERTIS | ADJUSTMENT REVIEW IBEX MAB® 15 (INCLUSION): +6.393.261 SHARES |
| 23/03/2020 | LLN | LLEIDANETWOR | ADJUSTMENT REVIEW IBEX MAB® 15 (INCLUSION): +6.419.977 SHARES |
| 23/03/2020 | MED | MEDCOM TECH | ADJUSTMENT REVIEW IBEX MAB® 15 (EXCLUSION) |
| 23/03/2020 | RBT | ROBOT | ADJUSTMENT REVIEW IBEX MAB® 15 (EXCLUSION) |
| 23/03/2020 | VOZ | VOZTELECOM | ADJUSTMENT REVIEW IBEX MAB® 15 (EXCLUSION) |