

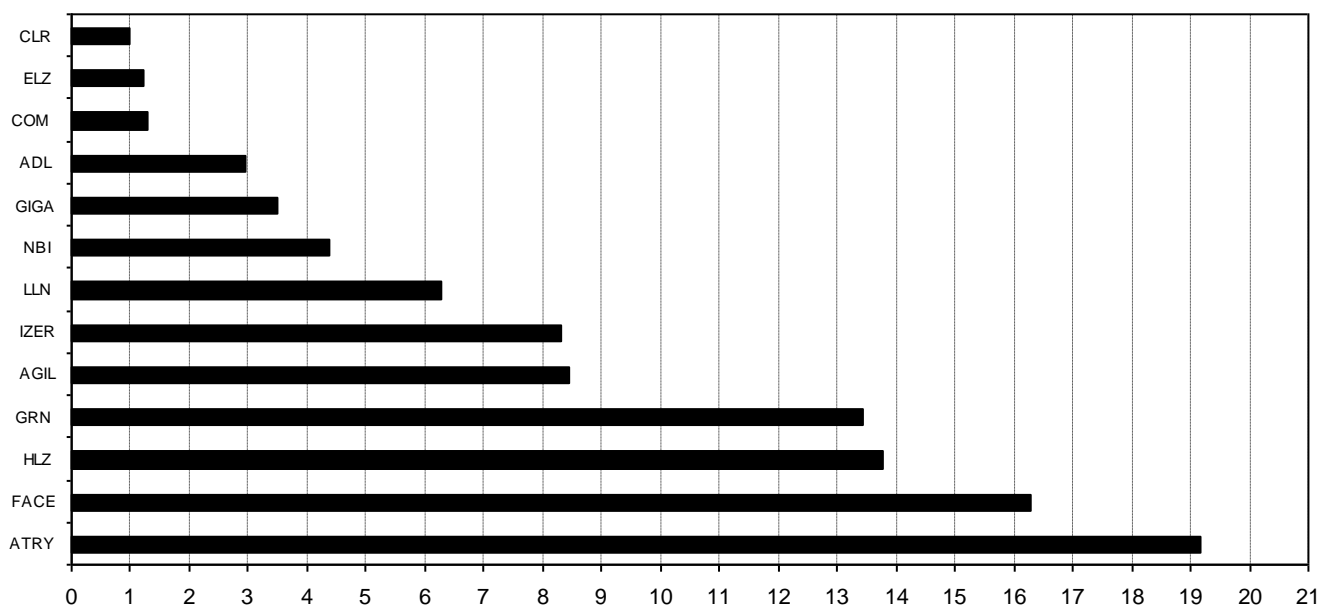
## Composición del IBEX MAB® 15 al cierre de la sesión del día: 23/07/2020 antes de ajuste

Index constituents of IBEX MAB® 15 at the closing of: 23/07/2020 before adjustment

| Cód. Sym. | Valor Company | Ajuste Free-Float Free-Float Adjust. | # Acciones # Shares | Cierre € Closing € | Capitalización € Capitalisation € | % Ponderación % Weighting |
|-----------|---------------|--------------------------------------|---------------------|--------------------|-----------------------------------|---------------------------|
| ATRY      | ATRY          | 40%                                  | 10.256.620          | 7,7600             | 79.591.371,2000                   | 19,16                     |
| FACE      | FACEPHI BIO   | 70%                                  | 9.750.164           | 6,9400             | 67.666.138,1600                   | 16,29                     |
| HLZ       | HOLALUZ       | 40%                                  | 8.231.794           | 6,9600             | 57.293.286,2400                   | 13,79                     |
| GRN       | GREENALIA     | 20%                                  | 4.246.694           | 13,1500            | 55.844.026,1000                   | 13,44                     |
| AGIL      | AGILE CONTEN  | 50%                                  | 8.856.837           | 3,9600             | 35.073.074,5200                   | 8,44                      |
| IZER      | IZERTIS       | 30%                                  | 6.393.261           | 5,4000             | 34.523.609,4000                   | 8,31                      |
| LLN       | LLEIDANETWOR  | 40%                                  | 6.419.977           | 4,0600             | 26.065.106,6200                   | 6,27                      |
| NBI       | NBI BEARINGS  | 40%                                  | 4.932.107           | 3,6800             | 18.150.153,7600                   | 4,37                      |
| GIGA      | GIGAS HOSTIN  | 60%                                  | 2.593.391           | 5,6000             | 14.522.989,6000                   | 3,50                      |
| ADL       | ADL BIONATUR  | 30%                                  | 11.816.720          | 1,0400             | 12.289.388,8000                   | 2,96                      |
| COM       | CATENON       | 70%                                  | 13.113.694          | 0,4040             | 5.297.932,3760                    | 1,28                      |
| ELZ       | ELZINC        | 20%                                  | 5.142.067           | 0,9850             | 5.064.935,9950                    | 1,22                      |
| CLR       | CLERHP ESTR.  | 30%                                  | 3.023.030           | 1,3600             | 4.111.320,8000                    | 0,99                      |
|           |               |                                      |                     |                    |                                   | <b>94.776.356</b>         |
|           |               |                                      |                     |                    |                                   | <b>100,00</b>             |

**IBEX MAB® 15 de cierre: 1.867,0 Capitalización total IBEX® MAB 15 415.493.333,5710**

% Ponderación IBEX MAB® 15



## Composición del índice IBEX MAB® 15 al cierre de la sesión : 23/07/2020 después de ajuste

*Index constituents of IBEX MAB® 15 at the closing of: 23/07/2020 after adjustment*

| Cód. Sym.          | Valor Company | Ajuste Free-Float Free-Float Adjust. | # Acciones # Shares | Cierre € Closing € | Capitalización € Capitalisation € | % Ponderación % Weighting |
|--------------------|---------------|--------------------------------------|---------------------|--------------------|-----------------------------------|---------------------------|
| ATRY               | ATRY S        | 40%                                  | 10.256.620          | 7,7600             | 79.591.371,2000                   | 19,01                     |
| FACE               | FACEPHI BIO   | 70%                                  | 9.750.164           | 6,9400             | 67.666.138,1600                   | 16,16                     |
| HLZ                | HOLALUZ       | 40%                                  | 8.231.794           | 6,9600             | 57.293.286,2400                   | 13,69                     |
| GRN                | GREENALIA     | 20%                                  | 4.246.694           | 13,1500            | 55.844.026,1000                   | 13,34                     |
| AGIL               | AGILE CONTEN  | 50%                                  | 8.856.837           | 3,9600             | 35.073.074,5200                   | 8,38                      |
| IZER               | IZERTIS       | 30%                                  | 6.393.261           | 5,4000             | 34.523.609,4000                   | 8,25                      |
| LLN                | LLEIDANETWOR  | 40%                                  | 6.419.977           | 4,0600             | 26.065.106,6200                   | 6,23                      |
| NBI                | NBI BEARINGS  | 40%                                  | 4.932.107           | 3,6800             | 18.150.153,7600                   | 4,34                      |
| GIGA               | GIGAS HOSTIN  | 60%                                  | 2.593.391           | 5,6000             | 14.522.989,6000                   | 3,47                      |
| ADL                | ADL BIONATUR  | 30%                                  | 11.816.720          | 1,0400             | 12.289.388,8000                   | 2,94                      |
| COM                | CATENON       | 70%                                  | 13.113.694          | 0,4040             | 5.297.932,3760                    | 1,27                      |
| ELZ                | ELZINC        | 20%                                  | 5.142.067           | 0,9850             | 5.064.935,9950                    | 1,21                      |
| CLR                | CLERHP ESTR.  | 30%                                  | 3.023.030           | 1,3600             | 4.111.320,8000                    | 0,98                      |
| AKI                | AKILES        | 90%                                  | 24.631.030          | 0,1260             | 3.103.509,7800                    | 0,74                      |
| <b>119.407.386</b> |               |                                      |                     |                    |                                   | <b>100,00</b>             |

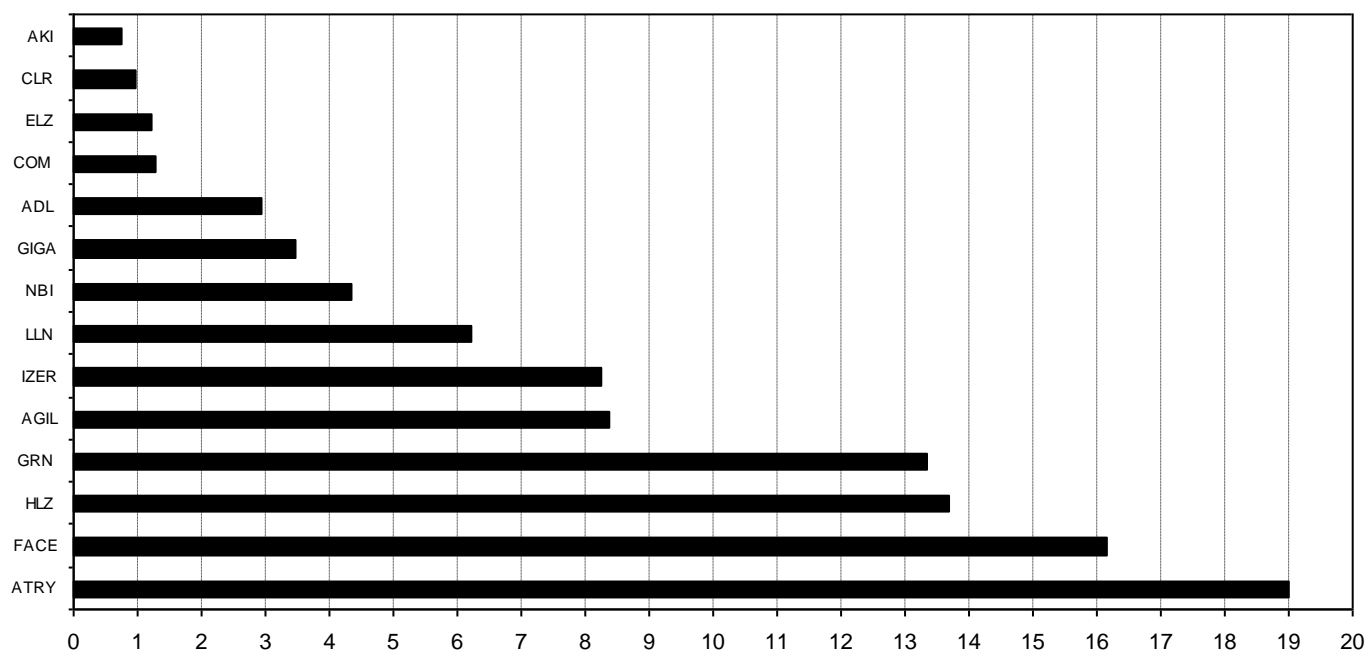
**IBEX MAB ®15 de cierre:**

**1.867,0**

**Capitalización total IBEX MAB® 15.:**

**418.596.843,3510 €**

**% Ponderación IBEX MAB® 15**



# Informe de ajuste IBEX MAB 15®

## IBEX MAB 15® adjustment report

23/07/2020 18:11:09

| Indice antes de ajuste<br><i>Index before adjustment</i> | Indice después de ajuste<br><i>Index after adjustment</i> | Capitalización antes de ajuste<br><i>Market Capitalisation before adjustment</i> | Capitalización después de ajuste<br><i>Market Capitalisation after adjustment</i> | "J" de ajuste<br><i>"J" (Mkt. K2 - K1)</i> | Divisor IBEX MAB® 15<br><i>IBEX MAB® 15 Divisor</i> |
|--|---|--|---|--|---|
| 1.867,0  | 1.867,0   | 415.493.333,5710   | 418.596.843,3510  | 3.103.509,7800                             | 224.209   |

| Símbolo<br><i>Sym.</i> | Títulos antes de ajuste<br><i>Shares before adjustment</i> | Títulos después de ajuste<br><i>Shares after adjustment</i> | Capitalización antes de ajuste<br><i>Capitalisation before adjustment</i> | Capitalización después de ajuste<br><i>Capitalisation after adjustment</i> | Diferencia de Capitalizaciones<br><i>Capitalisation difference</i> |
|------------------------|--|---|---|--|--|
|------------------------|--|---|---|--|--|

### Bajas en IBEX MAB® 15

IBEX MAB® 15 deletions

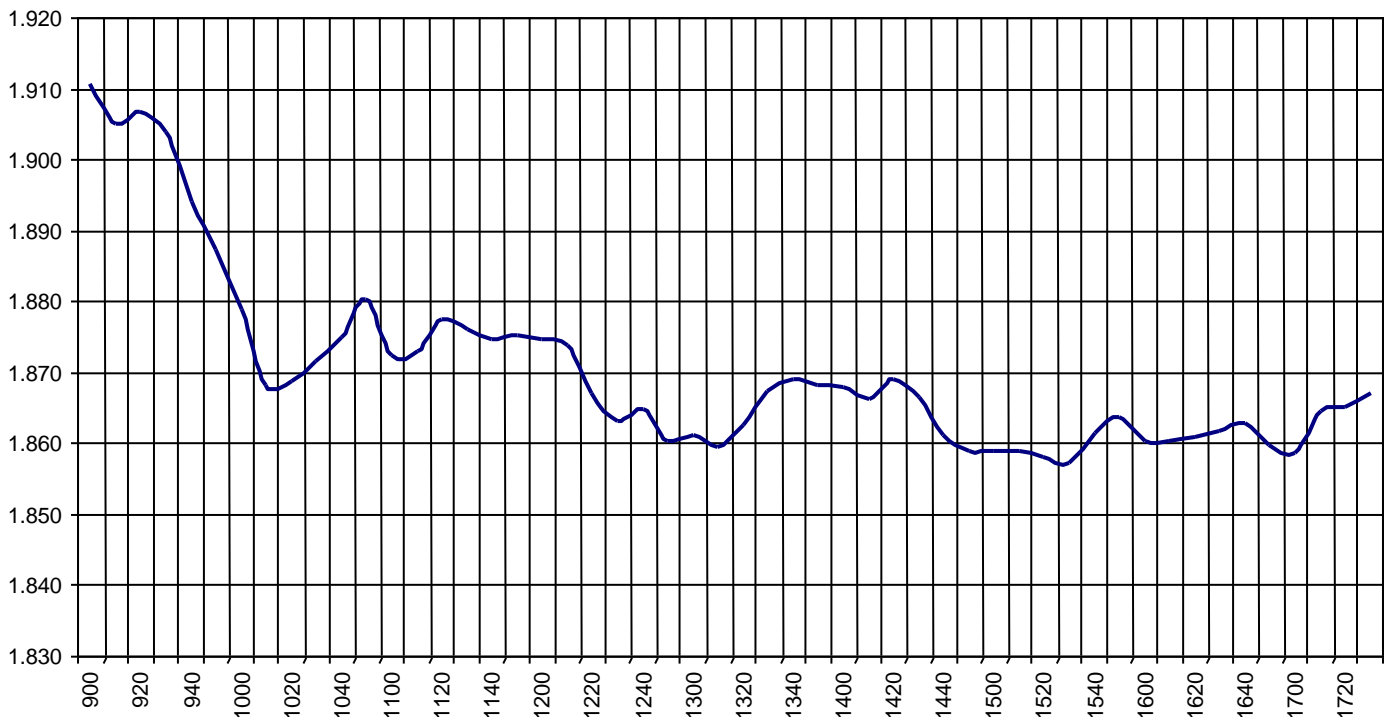
### Altas en IBEX MAB® 15

IBEX MAB® 15 additions

|     |   |            |        |                |                |
|-----|---|------------|--------|----------------|----------------|
| AKI | 0 | 24.631.030 | 0,0000 | 3.103.509,7800 | 3.103.509,7800 |
|-----|---|------------|--------|----------------|----------------|

| IBEX MAB® 15 |          |         | Hora       |         |         |          |
|--------------|----------|---------|------------|---------|---------|----------|
|              |          |         | Time       |         |         |          |
| Anterior     | Previous | 1.891,4 | Máximo     | Max     | 1.917,1 | 09:05:25 |
| Inicial      | Open     | 1.898,3 | Mínimo     | Min     | 1.856,0 | 16:57:21 |
| Cierre       | Close    | 1.867,0 | Variación  | Change  | -24,4   |          |
| Medio        | Mid      | 1.878,5 | %Variación | %change | -1,29%  |          |

Valor medio del índice IBEX MAB® 15 cada 10' (Index Average every 10')

**Hechos Relevantes Públicos que afectan al IBEX MAB 15®****Hechos Relevantes que afectan al cálculo del índice IBEX MAB® 15**

24/07/2020 AKI AKILES AJUSTE POR INCLUSIÓN IBEX MAB POR LEVANTAMIENTO DE SUSPENSIÓN

**Relevant Facts related to IBEX MAB 15® index****Relevant Facts related to IBEX MAB® 15 index calculation**

24/07/2020 AKI AKILES ADJUSTMENT FOR IBEX MAB INCLUSION DUE TO LIFTING OF TRADING SUSPENSION