

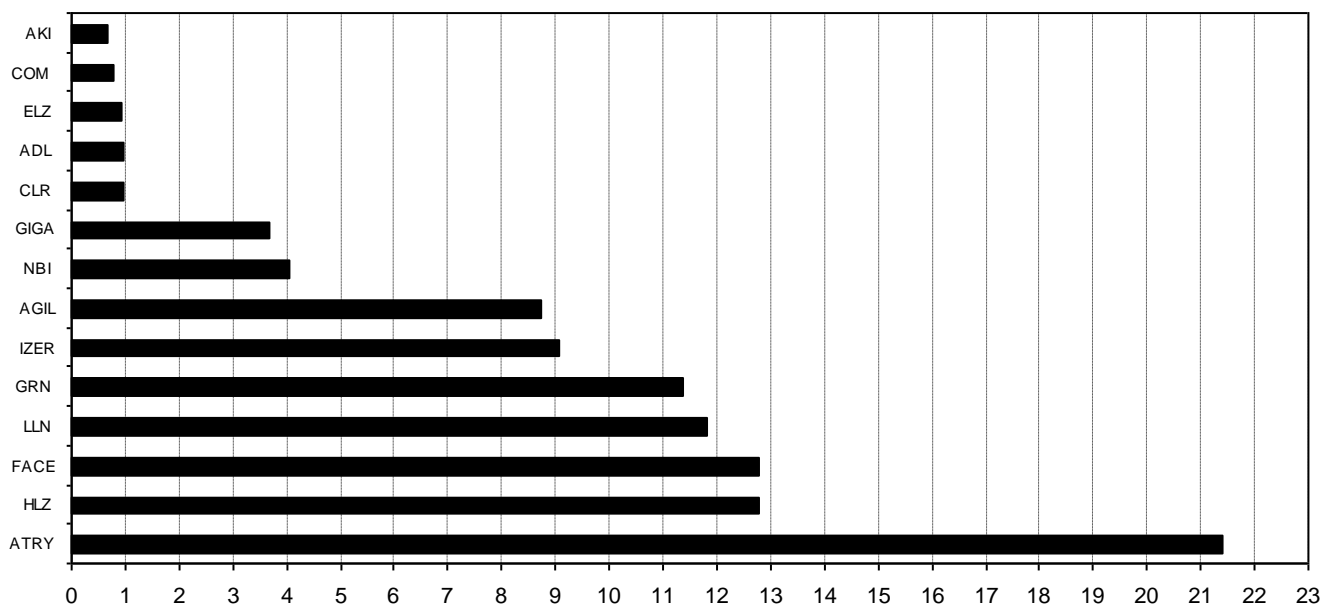
## Composición del IBEX MAB® 15 al cierre de la sesión del día: 18/09/2020 antes de ajuste

Index constituents of IBEX MAB® 15 at the closing of: 18/09/2020 before adjustment

Cód. Sym.	Valor Company	Ajuste Free-Float Free-Float Adjust.	# Acciones # Shares	Cierre € Closing €	Capitalización € Capitalisation €	% Ponderación % Weighting
ATRY	ATRY	40%	13.438.439	7,2800	97.831.835,9200	21,42
HLZ	HOLALUZ	40%	8.231.794	7,1000	58.445.737,4000	12,79
FACE	FACEPHI BIO	70%	9.750.164	5,9800	58.305.980,7200	12,76
LLN	LLEIDANETWOR	40%	6.419.977	8,4000	53.927.806,8000	11,81
GRN	GREENALIA	20%	4.246.694	12,2500	52.022.001,5000	11,39
IZER	IZERTIS	30%	6.393.261	6,4800	41.428.331,2800	9,07
AGIL	AGILE CONTEN	50%	8.856.837	4,5000	39.855.766,5000	8,73
NBI	NBI BEARINGS	40%	4.932.107	3,7400	18.446.080,1800	4,04
GIGA	GIGAS HOSTIN	60%	2.593.391	6,5000	16.857.041,5000	3,69
CLR	CLERHP ESTR.	30%	3.023.030	1,4700	4.443.854,1000	0,97
ADL	ADL BIONATUR	30%	11.816.720	0,3710	4.384.003,1200	0,96
ELZ	ELZINC	20%	5.142.067	0,8250	4.242.205,2750	0,93
COM	CATENON	70%	13.113.694	0,2700	3.540.697,3800	0,78
AKI	AKILES	90%	24.631.030	0,1245	3.066.563,2350	0,67
<b>122.589.205</b>						<b>100,00</b>

**IBEX MAB® 15 de cierre: 1.924,3 Capitalización total IBEX® MAB 15 456.797.904,9100**

% Ponderación IBEX MAB® 15



## Composición del índice IBEX MAB® 15 al cierre de la sesión : 18/09/2020 después de ajuste

Index constituents of IBEX MAB® 15 at the closing of: 18/09/2020 after adjustment

Cód. Sym.	Valor Company	Ajuste Free-Float Free-Float Adjust.	# Acciones # Shares	Cierre € Closing €	Capitalización € Capitalisation €	% Ponderación % Weighting
ATRY	ATRY S	40%	12.650.866	7,2800	92.098.304,4800	19,95
LLN	LLEIDANETWOR	50%	8.024.972	8,4000	67.409.764,8000	14,60
FACE	FACEPHI BIO	80%	11.143.044	5,9800	66.635.403,1200	14,43
GRN	GREENALIA	20%	4.246.694	12,2500	52.022.001,5000	11,27
HLZ	HOLALUZ	30%	6.173.845	7,1000	43.834.299,5000	9,49
IZER	IZERTIS	30%	6.393.261	6,4800	41.428.331,2800	8,97
AGIL	AGILE CONTEN	50%	8.856.837	4,5000	39.855.766,5000	8,63
GIGA	GIGAS HOSTIN	60%	2.593.391	6,5000	16.857.041,5000	3,65
ALC	ALTIA CONSUL	10%	687.819	18,0000	12.380.742,0000	2,68
MAKS	MAKING SCIEN	20%	1.412.460	6,7500	9.534.105,0000	2,06
CLR	CLERHP ESTR.	30%	3.023.030	1,4700	4.443.854,1000	0,96
ADL	ADL BIONATUR	30%	11.816.720	0,3710	4.384.003,1200	0,95
ELZ	ELZINC	20%	5.142.067	0,8250	4.242.205,2750	0,92
COM	CATENON	70%	13.113.694	0,2700	3.540.697,3800	0,77
AKI	AKILES	90%	24.631.030	0,1245	3.066.563,2350	0,66
<b>119.909.730</b>						<b>100,00</b>

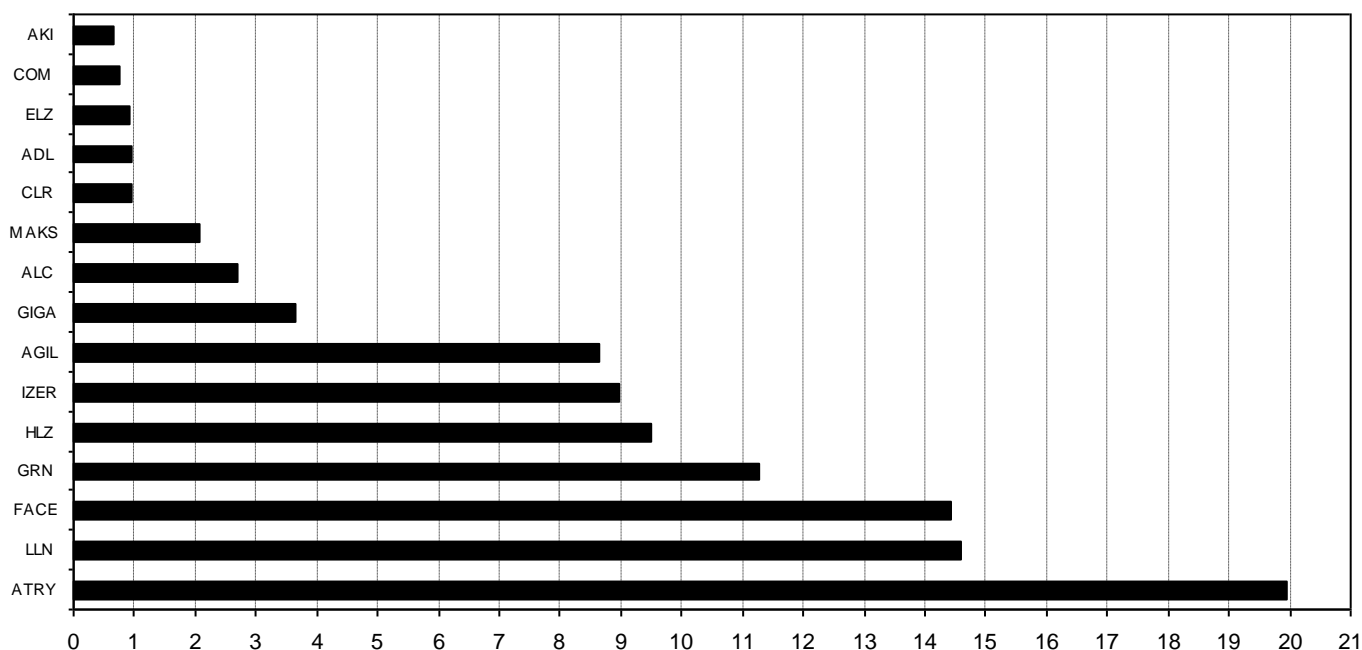
**IBEX MAB ®15 de cierre:**

**1.924,3**

**Capitalización total IBEX MAB® 15.:**

**461.733.082,7900 €**

**% Ponderación IBEX MAB® 15**



# Informe de ajuste IBEX MAB 15®

## IBEX MAB 15® adjustment report

18/09/2020 18:13:23

Indice antes de ajuste <i>Index before adjustment</i>	Indice después de ajuste <i>Index after adjustment</i>	Capitalización antes de ajuste <i>Market Capitalisation before adjustment</i>	Capitalización después de ajuste <i>Market Capitalisation after adjustment</i>	"J" de ajuste <i>"J" (Mkt. K2 - K1)</i>	Divisor IBEX MAB® 15 <i>IBEX MAB® 15 Divisor</i>
1.924,3	1.924,3	456.797.904,9100	461.733.082,7900	4.935.177,8800	239.946

Símbolo <i>Sym.</i>	Títulos antes de ajuste <i>Shares before adjustment</i>	Títulos después de ajuste <i>Shares after adjustment</i>	Capitalización antes de ajuste <i>Capitalisation before adjustment</i>	Capitalización después de ajuste <i>Capitalisation after adjustment</i>	Diferencia de Capitalizaciones <i>Capitalisation difference</i>
ATRY	13.438.439	12.650.866	97.831.835,9200	92.098.304,4800	-5.733.531,4400
FACE	9.750.164	11.143.044	58.305.980,7200	66.635.403,1200	8.329.422,4000
HLZ	8.231.794	6.173.845	58.445.737,4000	43.834.299,5000	-14.611.437,9000
LLN	6.419.977	8.024.972	53.927.806,8000	67.409.764,8000	13.481.958,0000

### Bajas en IBEX MAB® 15

IBEX MAB® 15 deletions

NBI	4.932.107	0	18.446.080,1800	0,0000	-18.446.080,1800
-----	-----------	---	-----------------	--------	------------------

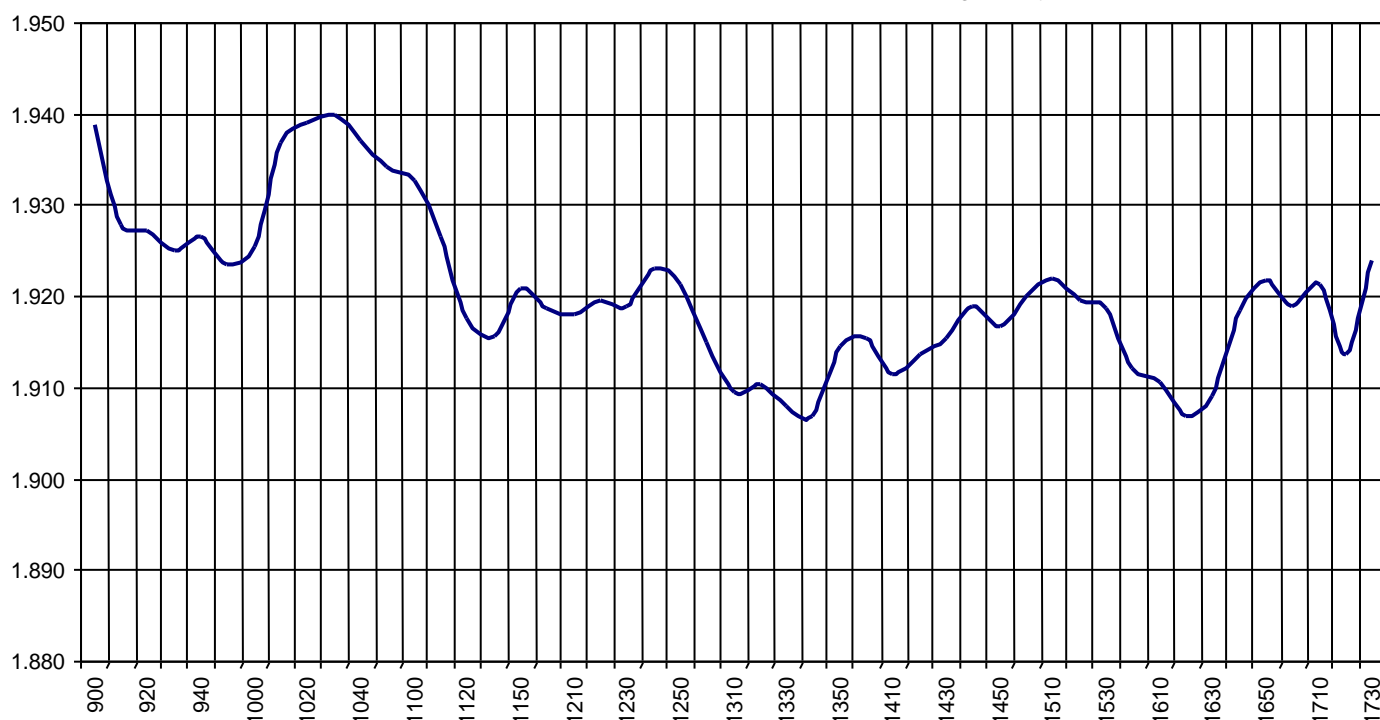
### Altas en IBEX MAB® 15

IBEX MAB® 15 additions

ALC	0	687.819	0,0000	12.380.742,0000	12.380.742,0000
MAKS	0	1.412.460	0,0000	9.534.105,0000	9.534.105,0000

IBEX MAB® 15			Hora			
			Time			
Anterior	Previous	1.914,2	Máximo	Max	1.947,7	09:04:32
Inicial	Open	1.930,6	Mínimo	Min	1.904,6	13:42:23
Cierre	Close	1.924,3	Variación	Change	+10,1	
Medio	Mid	1.924,1	%Variación	%change	0,53%	

Valor medio del índice IBEX MAB® 15 cada 10' (Index Average every 10')



## Hechos Relevantes Públicos que afectan al IBEX MAB 15®

### Hechos Relevantes que afectan al cálculo del índice IBEX MAB® 15

21/09/2020	ALC	ALTIA CONSUL	AJUSTE REV. IBEX MAB® 15 (INCLUSIÓN): +687.819 ACCS.
21/09/2020	ATRY	ATRY S	AJUSTE REV. IBEX MAB® 15 RECAP 20% -787.573 ACCS.
21/09/2020	FACE	FACEPHI BIO	AJUSTE IBEX MAB® 15 (CAMBIO FF): +1.392.880 ACCS.
21/09/2020	HLZ	HOLALUZ	AJUSTE IBEX MAB® 15 (CAMBIO FF): -2.057.949 ACCS.
21/09/2020	LLN	LLEIDANETWOR	AJUSTE IBEX MAB® 15 (CAMBIO FF): 1.604.995 ACCS.
21/09/2020	MAKS	MAKING SCIENCE	AJUSTE REV. IBEX MAB® 15 (INCLUSIÓN): +1.412.460 ACCS.
21/09/2020	NBI	NBI BEARINGS	AJUSTE REV. IBEX MAB® 15 (EXCLUSIÓN)
22/09/2020	FACE	FACEPHI BIO	AJUSTE POR INTEGRACIÓN DE 185.114 ACCS.

## Relevant Facts related to IBEX MAB 15® index

### Relevant Facts related to IBEX MAB® 15 index calculation

21/09/2020	ALC	ALTIA CONSUL	ADJUSTMENT REVIEW IBEX MAB® 15 (INCLUSION): +687.819 SHARES
21/09/2020	ATRY	ATRY S	ADJUSTMENT REVIEW IBEX MAB® 15 RECAP 20% -787.573 SHARES
21/09/2020	FACE	FACEPHI BIO	ADJUSTMENT IBEX MAB® 15 (FF FACTOR CHANGE): +1.392.880 SHARES
21/09/2020	HLZ	HOLALUZ	ADJUSTMENT IBEX MAB® 15 (FF FACTOR CHANGE): -2.057.949 SHARES
21/09/2020	LLN	LLEIDANETWOR	ADJUSTMENT IBEX MAB® 15 (FF FACTOR CHANGE): +1.604.995 SHARES

21/09/2020	MAKS	MAKING SCIENCE	ADJUSTMENT REVIEW IBEX MAB® 15 (INCLUSION): +1.412.460 SHARES
21/09/2020	NBI	NBI BEARINGS	ADJUSTMENT REVIEW IBEX MAB® 15 (EXCLUSION)
22/09/2020	FACE	FACEPHI BIO	ADJUSTMENT FOR INTEFRATION OF 185,114 SHARES