

Composición del índice IBEX MAB® ALL SHARE al cierre de la sesión del día: 17/02/2020 antes de ajuste

Index constituents of IBEX MAB® ALL SHARE at the closing of: 17/02/2020 before adjustment

Cód. Sym.	Valor Company	Ajuste Free-Float Free-Float Adjust.	# Acciones # Shares	Cierre € Closing €	Capitalización € Capitalisation €	% Ponderación % Weighting
ATRY	ATRY	60%	15.384.931	5,2000	80.001.641,2000	13,60
FACE	FACEPHI BIO	70%	9.293.958	8,4800	78.812.763,8400	13,39
HLZ	HOLALUZ	40%	8.231.794	9,4400	77.708.135,3600	13,21
GRN	GREENALIA	20%	4.246.694	10,5000	44.590.287,0000	7,58
PRO	PROEDUCA	10%	4.517.897	7,8000	35.239.596,6000	5,99
IZER	IZERTIS	30%	6.393.261	4,5000	28.769.674,5000	4,89
AGIL	AGILE CONTEN	40%	6.401.914	4,0200	25.735.694,2800	4,37
ADL	ADL BIONATUR	30%	11.816.720	1,9100	22.569.935,2000	3,84
NBI	NBI BEARINGS	40%	4.932.107	4,0400	19.925.712,2800	3,39
GIGA	GIGAS HOSTIN	60%	2.593.391	6,0600	15.715.949,4600	2,67
ALC	ALTIA CONSUL	10%	687.819	22,2000	15.269.581,8000	2,59
INC	INCLAM	30%	8.889.246	1,7000	15.111.718,2000	2,57
KOM	KOMPUESTOS	30%	3.646.710	3,6000	13.128.156,0000	2,23
IFF	IFFE FUTURA	30%	6.272.480	1,8500	11.604.088,0000	1,97
GRI	GRIÑO	20%	6.120.277	1,7500	10.710.484,7500	1,82
LLN	LLEIDANETWOR	40%	6.419.977	1,5100	9.694.165,2700	1,65
ALQ	ALQUIBER	30%	1.684.435	5,6500	9.517.057,7500	1,62
VOZ	VOZTELECOM	50%	2.294.750	4,0000	9.179.000,0000	1,56
PANG	PANGAEA ONC	30%	5.065.964	1,7000	8.612.138,8000	1,46
SEC	SECUOYA	10%	807.357	9,2500	7.468.052,2500	1,27
ELZ	ELZINC	20%	5.142.067	1,2500	6.427.583,7500	1,09
EWT	EURONA WIREL	80%	33.739.138	0,1650	5.566.957,7700	0,95
CLR	CLERHP ESTR.	30%	3.023.030	1,7600	5.320.532,8000	0,90
COM	CATENON	70%	13.113.694	0,3840	5.035.658,4960	0,86
NTX	NETEX	40%	3.546.244	1,3800	4.893.816,7200	0,83
MED	MEDCOM TECH	30%	3.965.539	1,2200	4.837.957,5800	0,82
TR1	TIER 1 TECH.	20%	200.000	18,3000	3.660.000,0000	0,62
EBI	EBIOSS	80%	16.734.549	0,1730	2.895.076,9770	0,49
RBT	ROBOT	30%	855.145	3,2000	2.736.464,0000	0,47
EEP	EUROESPES	40%	4.312.069	0,6000	2.587.241,4000	0,44
CMM	COMMCENTER	30%	1.981.921	0,9200	1.823.367,3200	0,31
MONI	MONDO TV	20%	11.870.972	0,1310	1.555.097,3320	0,26
CLE	CLEVER GLO.	30%	4.716.720	0,3000	1.415.016,0000	0,24
IMG	IMAGINARIUM	30%	6.713.894	0,0480	322.266,9120	0,05

225.616.664

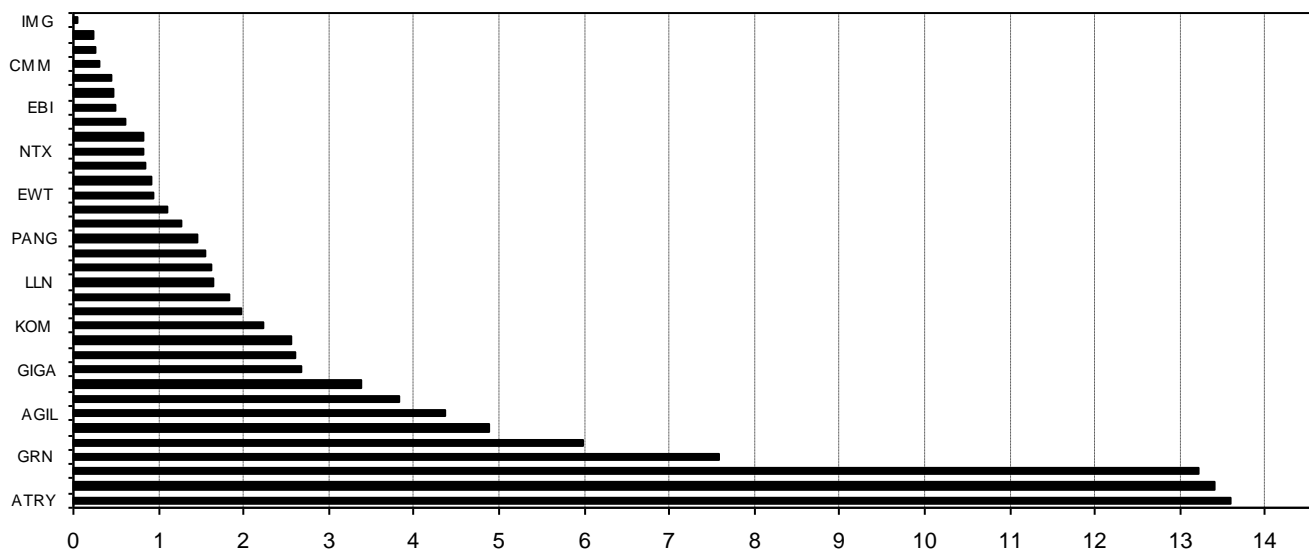
100,00

IBEX MAB® ALL SHARE: 1.451,8

Capitalización total:

588.440.869,597

% Ponderación IBEX MAB® ALL SHARE

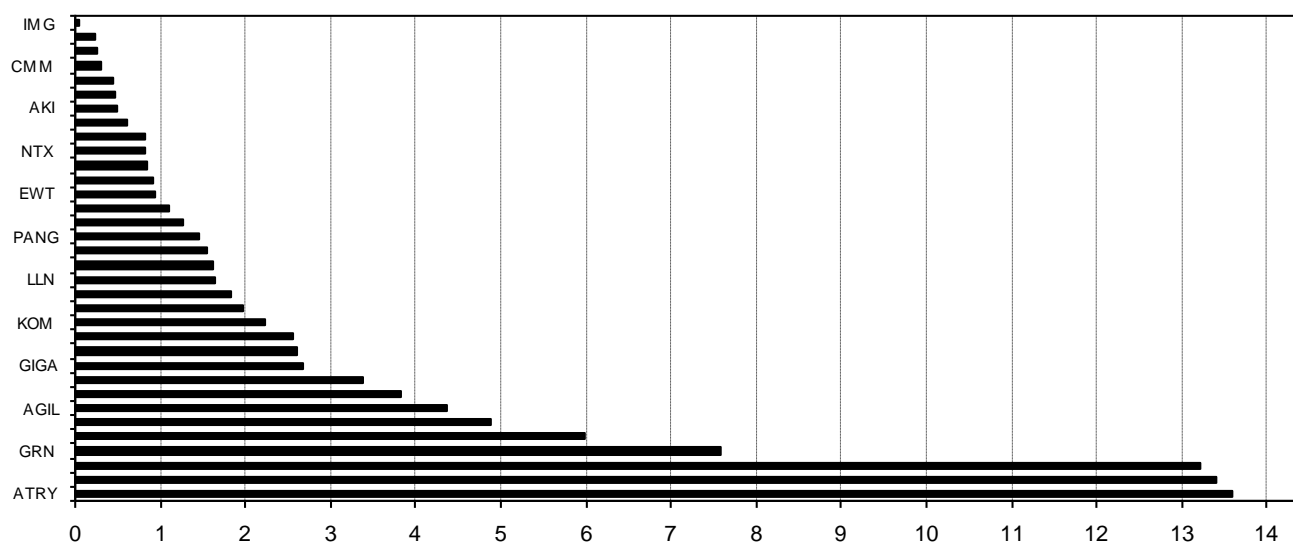


Composición del índice IBEX MAB® ALL SHARE al cierre de la sesión del día: 17/02/2020 después de ajuste
Index constituents of IBEX MAB® ALL SHARE at the closing of: 17/02/2020 after adjustment

Cód. Sym	Valor Company	Ajuste Free-Float Free-Float Adjust.	# Acciones # Shares	Cierre € Closing €	Capitalización € Capitalisation €	% Ponderación % Weighting
ATRY	ATRY	60%	15.384.931	5,2000	80.001.641,2000	13,60
FACE	FACEPHI BIO	70%	9.293.958	8,4800	78.812.763,8400	13,39
HLZ	HOLALUZ	40%	8.231.794	9,4400	77.708.135,3600	13,21
GRN	GREENALIA	20%	4.246.694	10,5000	44.590.287,0000	7,58
PRO	PROEDUCA	10%	4.517.897	7,8000	35.239.596,6000	5,99
IZER	IZERTIS	30%	6.393.261	4,5000	28.769.674,5000	4,89
AGIL	AGILE CONTEN	40%	6.401.914	4,0200	25.735.694,2800	4,37
ADL	ADL BIONATUR	30%	11.816.720	1,9100	22.569.935,2000	3,84
NBI	NBI BEARINGS	40%	4.932.107	4,0400	19.925.712,2800	3,39
GIGA	GIGAS HOSTIN	60%	2.593.391	6,0600	15.715.949,4600	2,67
ALC	ALTIA CONSUL	10%	687.819	22,2000	15.269.581,8000	2,59
INC	INCLAM	30%	8.889.246	1,7000	15.111.718,2000	2,57
KOM	KOMPUESTOS	30%	3.646.710	3,6000	13.128.156,0000	2,23
IFF	IFFE FUTURA	30%	6.272.480	1,8500	11.604.088,0000	1,97
GRI	GRIÑO	20%	6.120.277	1,7500	10.710.484,7500	1,82
LLN	LLEIDANETWOR	40%	6.419.977	1,5100	9.694.165,2700	1,65
ALQ	ALQUIBER	30%	1.684.435	5,6500	9.517.057,7500	1,62
VOZ	VOZTELECOM	50%	2.294.750	4,0000	9.179.000,0000	1,56
PANG	PANGAEA ONC	30%	5.065.964	1,7000	8.612.138,8000	1,46
SEC	SECUOYA	10%	807.357	9,2500	7.468.052,2500	1,27
ELZ	ELZINC	20%	5.142.067	1,2500	6.427.583,7500	1,09
EWT	EURONA WIREL	80%	33.739.138	0,1650	5.566.957,7700	0,95
CLR	CLERHP ESTR.	30%	3.023.030	1,7600	5.320.532,8000	0,90
COM	CATENON	70%	13.113.694	0,3840	5.035.658,4960	0,86
NTX	NETEX	40%	3.546.244	1,3800	4.893.816,7200	0,83
MED	MEDCOM TECH	30%	3.965.539	1,2200	4.837.957,5800	0,82
TR1	TIER 1 TECH.	20%	200.000	18,3000	3.660.000,0000	0,62
AKI	AKILES	80%	16.734.549	0,1730	2.895.076,9770	0,49
RBT	ROBOT	30%	855.145	3,2000	2.736.464,0000	0,47
EEP	EUROESPES	40%	4.312.069	0,6000	2.587.241,4000	0,44
CMM	COMMCENTER	30%	1.981.921	0,9200	1.823.367,3200	0,31
MONI	MONDO TV	20%	11.870.972	0,1310	1.555.097,3320	0,26
CLE	CLEVER GLO.	30%	4.716.720	0,3000	1.415.016,0000	0,24
IMG	IMAGINARIUM	30%	6.713.894	0,0480	322.266,9120	0,05
			225.616.664			100,00

IBEX MAB® ALL SHARE: 1.451,8 Capitalización total: 588.440.869,597 €

% Ponderación IBEX MAB® ALL SHARE



Informe de ajuste IBEX MAB® ALL SHARE

IBEX MAB® ALL SHARE adjustment report

17/02/2020 18:18:03

Indice antes de ajuste	Indice después de ajuste	Capitalización antes de ajuste	Capitalización después de ajuste	"J" de ajuste	Divisor IBEX MAB® AS
<i>Index before adjustment</i>	<i>Index after adjustment</i>	<i>Market Capitalisation before adjustment</i>	<i>Market Capitalisation after adjustment</i>	<i>"J" (Mkt. K2 - K1)</i>	<i>IBEX MAB® AS Divisor</i>
1.451,8	1.451,8	588.440.869,597	588.440.869,597	0,000	405.332

Símbolo	Títulos antes de ajuste	Títulos después de ajuste	Capitalización antes de ajuste	Capitalización después de ajuste	Diferencia de Capitalizaciones
<i>Sym.</i>	<i>Shares before adjustment</i>	<i>Shares after adjustment</i>	<i>Capitalisation before adjustment</i>	<i>Capitalisation after adjustment</i>	<i>Capitalisation difference</i>

Bajas en IBEX MAB® ALL SHARE

IBEX MAB® ALL SHARE deletions

EBI	16.734.549	0	2.895.076,9770	0,0000	-2.895.076,9770
-----	------------	---	----------------	--------	-----------------

Altas en IBEX MAB® ALL SHARE

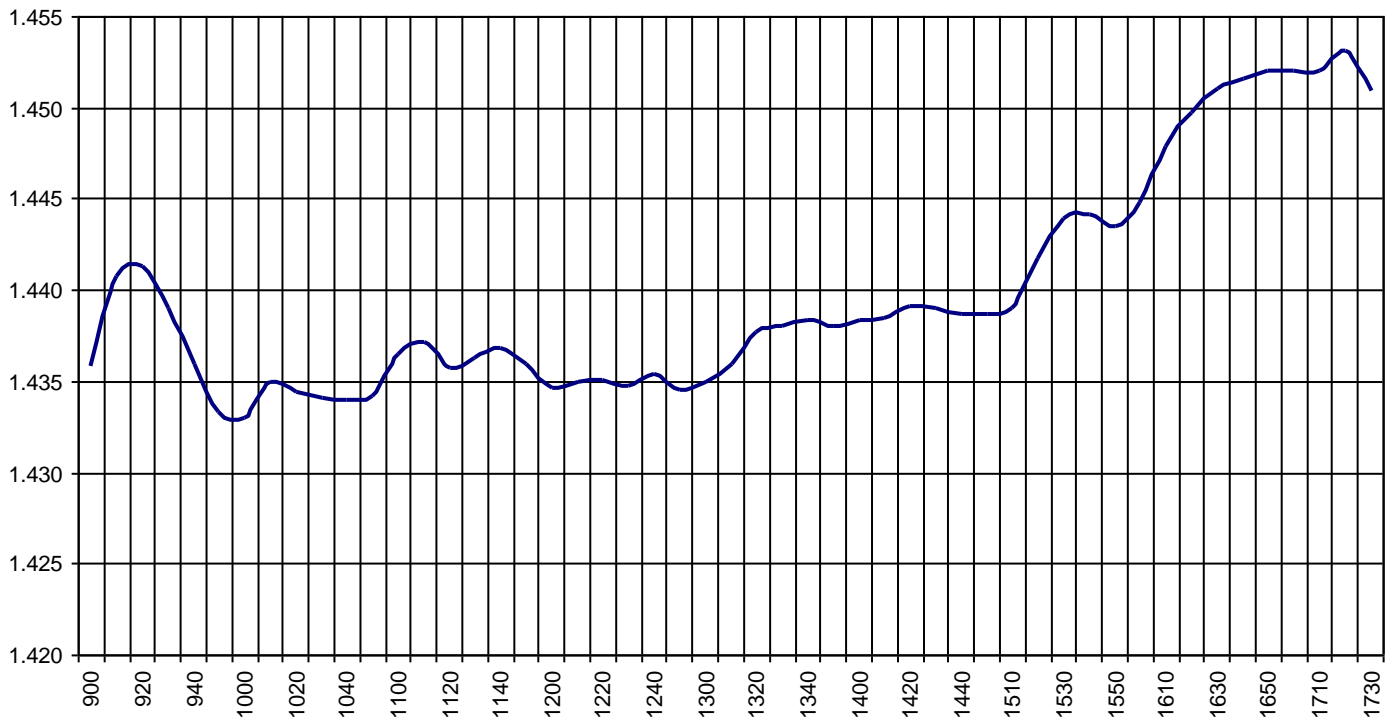
IBEX MAB® ALL SHARE additions

AKI	0	16.734.549	0,0000	2.895.076,9770	2.895.076,9770
-----	---	------------	--------	----------------	----------------

Resumen diario índice IBEX MAB® All Share de fecha: 17/02/2020 (daily summary)

IBEX MAB® All Share			Hora			
			Time			
Anterior	Previous	1.427,4	Máximo	Max	1.455,4	17:29:55
Inicial	Open	1.432,2	Mínimo	Min	1.431,6	09:54:49
Cierre	Close	1.451,8	Variación	Change	+24,4	
Medio	Mid	1.440,2	%Variación	%change	1,71%	

Valor medio del índice IBEX MAB® All Share cada 10' (Index Average every 10')



Hechos Relevantes Públicos que afectan al IBEX MAB® ALL SHARE index

Hechos Relevantes que afectan al cálculo del índice IBEX MAB® All Share

18/02/2020	AKI	AKILES	AJUSTE POR CAMBIO DE CÓDIGO SIBE DE "EBI" a "AKI"
18/02/2020	EBI	EBIOSS	AJUSTE POR CAMBIO DE CÓDIGO SIBE DE "EBI" a "AKI"

Relevant Facts related to IBEX MAB® ALL SHARE index

Relevant Facts related to IBEX MAB® All Share index calculation

18/02/2020	AKI	AKILES	ADJUSTMENT FOR CHANGE IN SIBE'S CODE "EBI" FOR "AKI"
18/02/2020	EBI	EBIOSS	ADJUSTMENT FOR CHANGE IN SIBE'S CODE "EBI" FOR "AKI"