

Composición del índice IBEX MAB® ALL SHARE al cierre de la sesión del día: 17/03/2020 antes de ajuste

Index constituents of IBEX MAB® ALL SHARE at the closing of: 17/03/2020 before adjustment

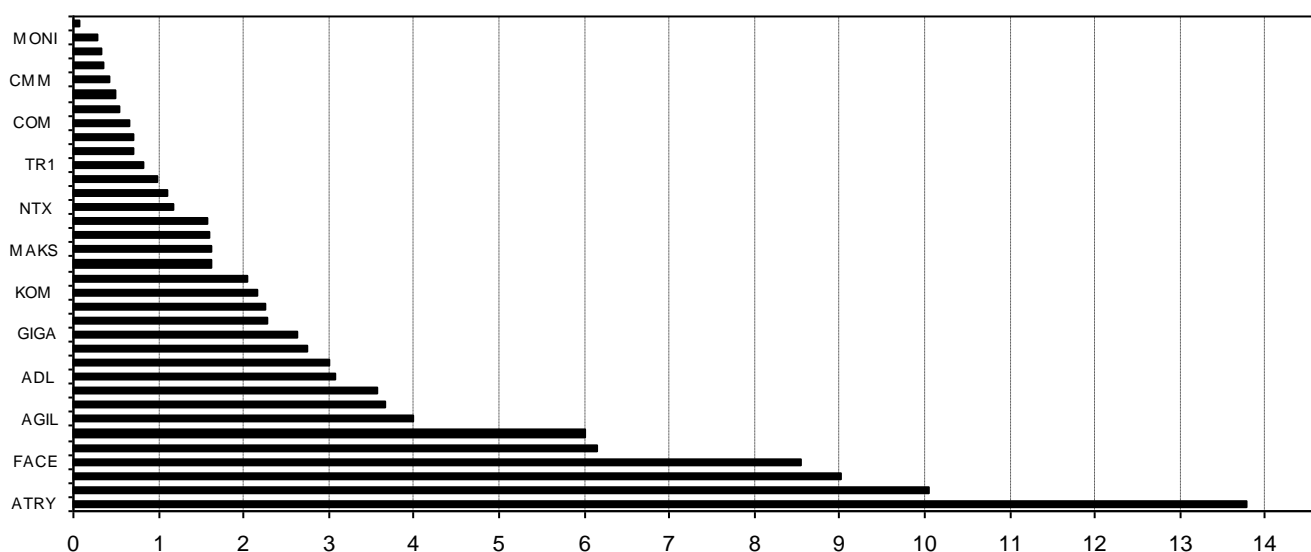
Cód. Sym.	Valor Company	Ajuste Free-Float Free-Float Adjust.	# Acciones # Shares	Cierre € Closing €	Capitalización € Capitalisation €	% Ponderación % Weighting
ATRY	ATRY	60%	15.384.931	3,8000	58.462.737,8000	13,79
HLZ	HOLALUZ	40%	8.231.794	5,1700	42.558.374,9800	10,04
PRO	PROEDUCA	10%	4.517.897	8,4500	38.176.229,6500	9,00
FACE	FACEPHI BIO	70%	9.293.958	3,9000	36.246.436,2000	8,55
GRN	GREENALIA	20%	4.246.694	6,1500	26.117.168,1000	6,16
IZER	IZERTIS	30%	6.393.261	3,9800	25.445.178,7800	6,00
AGIL	AGILE CONTEN	40%	6.401.914	2,6400	16.901.052,9600	3,99
NBI	NBI BEARINGS	40%	4.932.107	3,1400	15.486.815,9800	3,65
INC	INCLAM	30%	8.889.246	1,7000	15.111.718,2000	3,56
ADL	ADL BIONATUR	30%	11.816.720	1,1000	12.998.392,0000	3,07
IFF	IFFE FUTURA	30%	6.899.727	1,8500	12.764.494,9500	3,01
ALC	ALTIA CONSUL	10%	687.819	17,0000	11.692.923,0000	2,76
GIGA	GIGAS HOSTIN	60%	2.593.391	4,3000	11.151.581,3000	2,63
VOZ	VOZTELECOM	50%	2.294.750	4,2000	9.637.950,0000	2,27
ALQ	ALQUIBER	30%	1.684.435	5,6500	9.517.057,7500	2,24
KOM	KOMPUESTOS	30%	3.646.710	2,5000	9.116.775,0000	2,15
PANG	PANGAEA ONC	30%	5.065.964	1,7000	8.612.138,8000	2,03
GRI	GRIÑO	20%	6.120.277	1,1300	6.915.913,0100	1,63
MAKS	MAKING SCIEN	30%	2.118.690	3,2600	6.906.929,4000	1,63
LLN	LLEIDANETWOR	40%	6.419.977	1,0500	6.740.975,8500	1,59
SEC	SECUOYA	10%	807.357	8,2000	6.620.327,4000	1,56
NTX	NETEX	40%	3.546.244	1,3900	4.929.279,1600	1,16
EWT	EURONA WIREL	80%	33.739.138	0,1400	4.723.479,3200	1,11
MED	MEDCOM TECH	30%	3.965.539	1,0600	4.203.471,3400	0,99
TR1	TIER 1 TECH.	20%	200.000	17,4000	3.480.000,0000	0,82
ELZ	ELZINC	20%	5.142.067	0,5900	3.033.819,5300	0,72
CLR	CLERHP ESTR.	30%	3.023.030	1,0000	3.023.030,0000	0,71
COM	CATENON	70%	13.113.694	0,2140	2.806.330,5160	0,66
RBT	ROBOT	30%	855.145	2,6600	2.274.685,7000	0,54
EEP	EUROESPES	40%	4.312.069	0,4960	2.138.786,2240	0,50
CMM	COMMCENTER	30%	1.981.921	0,9200	1.823.367,3200	0,43
AKI	AKILES	80%	16.734.549	0,0870	1.455.905,7630	0,34
CLE	CLEVER GLO.	30%	4.716.720	0,3000	1.415.016,0000	0,33
MONI	MONDO TV	20%	11.870.972	0,0970	1.151.484,2840	0,27
IMG	IMAGINARIUM	30%	6.713.894	0,0480	322.266,9120	0,08
228.362.601						100,00

IBEX MAB® ALL SHARE: 1.024,3

Capitalización total:

423.962.093,179

% Ponderación IBEX MAB® ALL SHARE

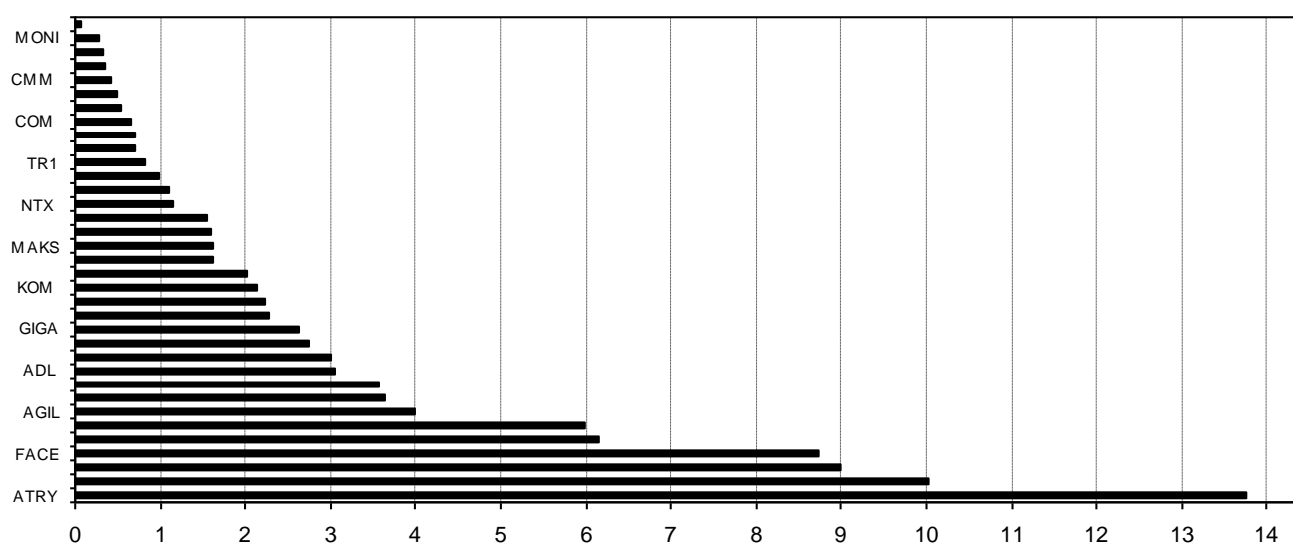


Composición del índice IBEX MAB® ALL SHARE al cierre de la sesión del día: 17/03/2020 después de ajuste
Index constituents of IBEX MAB® ALL SHARE at the closing of: 17/03/2020 after adjustment

Cód. Sym	Valor Company	Ajuste Free-Float Free-Float Adjust.	# Acciones # Shares	Cierre € Closing €	Capitalización € Capitalisation €	% Ponderación % Weighting
ATRY	ATRY	60%	15.384.931	3,8000	58.462.737,8000	13,76
HLZ	HOLALUZ	40%	8.231.794	5,1700	42.558.374,9800	10,02
PRO	PROEDUCA	10%	4.517.897	8,4500	38.176.229,6500	8,99
FACE	FACEPHI BIO	70%	9.498.397	3,9000	37.043.748,3000	8,72
GRN	GREENALIA	20%	4.246.694	6,1500	26.117.168,1000	6,15
IZER	IZERTIS	30%	6.393.261	3,9800	25.445.178,7800	5,99
AGIL	AGILE CONTEN	40%	6.401.914	2,6400	16.901.052,9600	3,98
NBI	NBI BEARINGS	40%	4.932.107	3,1400	15.486.815,9800	3,65
INC	INCLAM	30%	8.889.246	1,7000	15.111.718,2000	3,56
ADL	ADL BIONATUR	30%	11.816.720	1,1000	12.998.392,0000	3,06
IFF	IFFE FUTURA	30%	6.899.727	1,8500	12.764.494,9500	3,01
ALC	ALTIA CONSUL	10%	687.819	17,0000	11.692.923,0000	2,75
GIGA	GIGAS HOSTIN	60%	2.593.391	4,3000	11.151.581,3000	2,63
VOZ	VOZTELECOM	50%	2.294.750	4,2000	9.637.950,0000	2,27
ALQ	ALQUIBER	30%	1.684.435	5,6500	9.517.057,7500	2,24
KOM	KOMPUESTOS	30%	3.646.710	2,5000	9.116.775,0000	2,15
PANG	PANGAEA ONC	30%	5.065.964	1,7000	8.612.138,8000	2,03
GRI	GRIÑO	20%	6.120.277	1,1300	6.915.913,0100	1,63
MAKS	MAKING SCIEN	30%	2.118.690	3,2600	6.906.929,4000	1,63
LLN	LLEIDANETWOR	40%	6.419.977	1,0500	6.740.975,8500	1,59
SEC	SECUOYA	10%	807.357	8,2000	6.620.327,4000	1,56
NTX	NETEX	40%	3.546.244	1,3900	4.929.279,1600	1,16
EWT	EURONA WIREL	80%	33.739.138	0,1400	4.723.479,3200	1,11
MED	MEDCOM TECH	30%	3.965.539	1,0600	4.203.471,3400	0,99
TR1	TIER 1 TECH.	20%	200.000	17,4000	3.480.000,0000	0,82
ELZ	ELZINC	20%	5.142.067	0,5900	3.033.819,5300	0,71
CLR	CLERHP ESTR.	30%	3.023.030	1,0000	3.023.030,0000	0,71
COM	CATENON	70%	13.113.694	0,2140	2.806.330,5160	0,66
RBT	ROBOT	30%	855.145	2,6600	2.274.685,7000	0,54
EEP	EUROESPES	40%	4.312.069	0,4960	2.138.786,2240	0,50
CMM	COMMCENTER	30%	1.981.921	0,9200	1.823.367,3200	0,43
AKI	AKILES	80%	16.734.549	0,0870	1.455.905,7630	0,34
CLE	CLEVER GLO.	30%	4.716.720	0,3000	1.415.016,0000	0,33
MONI	MONDO TV	20%	11.870.972	0,0970	1.151.484,2840	0,27
IMG	IMAGINARIUM	30%	6.713.894	0,0480	322.266,9120	0,08
228.567.040						100,00

IBEX MAB® ALL SHARE: 1.024,3 Capitalización total: 424.759.405,279 €

% Ponderación IBEX MAB® ALL SHARE



Informe de ajuste IBEX MAB® ALL SHARE

IBEX MAB® ALL SHARE adjustment report

17/03/2020 18:08:07

Indice antes de ajuste	Indice después de ajuste	Capitalización antes de ajuste	Capitalización después de ajuste	"J" de ajuste	Divisor IBEX MAB® AS
<i>Index before adjustment</i>	<i>Index after adjustment</i>	<i>Market Capitalisation before adjustment</i>	<i>Market Capitalisation after adjustment</i>	<i>"J" (Mkt. K2 - K1)</i>	<i>IBEX MAB® AS Divisor</i>
1.024,3	1.024,3	423.962.093,179	424.759.405,279	797.312,100	414.702

Símbolo	Títulos antes de ajuste	Títulos después de ajuste	Capitalización antes de ajuste	Capitalización después de ajuste	Diferencia de Capitalizaciones
<i>Sym.</i>	<i>Shares before adjustment</i>	<i>Shares after adjustment</i>	<i>Capitalisation before adjustment</i>	<i>Capitalisation after adjustment</i>	<i>Capitalisation difference</i>
FACE	9.293.958	9.498.397	36.246.436,200	37.043.748,300	797.312,100

Bajas en IBEX MAB® ALL SHARE

IBEX MAB® ALL SHARE deletions

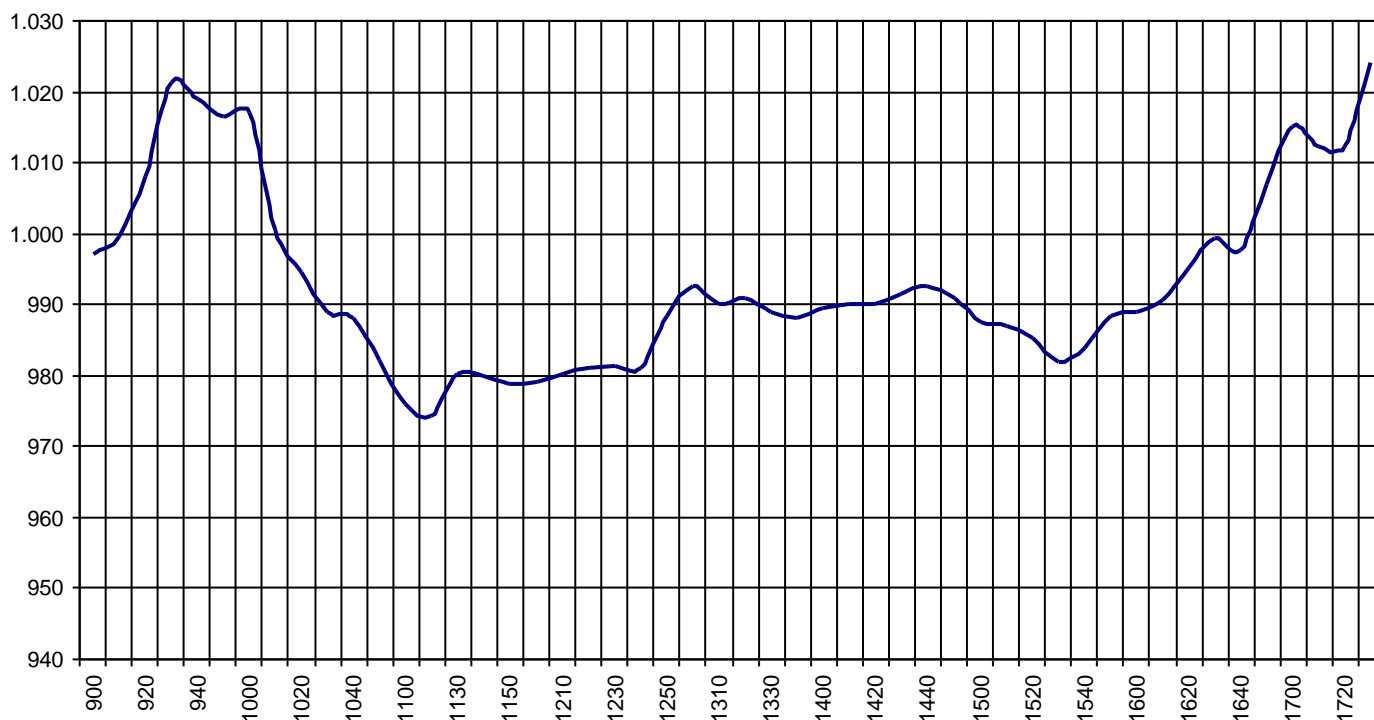
Altas en IBEX MAB® ALL SHARE

IBEX MAB® ALL SHARE additions

Resumen diario índice IBEX MAB® All Share de fecha: 17/03/2020 (daily summary)

IBEX MAB® All Share				Hora		
				Time		
Anterior	Previous	984,5	Máximo	Max	1.024,9	17:29:56
Inicial	Open	993,3	Mínimo	Min	969,8	11:27:19
Cierre	Close	1.024,3	Variación	Change	+39,8	
Medio	Mid	996,8	%Variación	%change	4,04%	

Valor medio del índice IBEX MAB® All Share cada 10' (Index Average every 10')



Hechos Relevantes Públicos que afectan al IBEX MAB® ALL SHARE index

Hechos Relevantes que afectan al cálculo del índice IBEX MAB® All Share

18/03/2020	FACE	FACEPHI BIO	AJUSTE POR INTEGRACIÓN DE 204.439 ACCS.
23/03/2020	AGIL	AGILE CONTENT	AJUSTE REV.IBEX MAB® ALL SHARE (CAMBIO FF): +1.600.479 ACCS.
23/03/2020	AKI	AKILES	AJUSTE REV.IBEX MAB® ALL SHARE (CAMBIO FF): +2.091.818 ACCS.
23/03/2020	ATRY	ATRY S	AJUSTE REV.IBEX MAB® ALL SHARE (CAMBIO FF): -5.128.311 ACCS.
23/03/2020	EWT	EURONA WIREL	AJUSTE REV.IBEX MAB® ALL SHARE (CAMBIO FF): +4.217.392 ACCS.
23/03/2020	IFF	IFFE FUTURA	AJUSTE REV.IBEX MAB® ALL SHARE (CAMBIO FF): +2.299.909 ACCS.
23/03/2020	KOM	KOMPUESTOS	AJUSTE REV.IBEX MAB® ALL SHARE (CAMBIO FF): +1.215.570 ACCS.

Relevant Facts related to IBEX MAB® ALL SHARE index

Relevant Facts related to IBEX MAB® All Share index calculation

18/03/2020	FACE	FACEPHI BIO	ADJUSTMENT FOR INTEGRATION OF 204,439 SHARES
23/03/2020	AGIL	AGILE CONTENT	ADJUSTMENT IBEX MAB® ALL SHARE (FF FACTOR CHANGE): +1.600.479 SHARES
23/03/2020	AKI	AKILES	ADJUSTMENT IBEX MAB® ALL SHARE (FF FACTOR CHANGE): +2.091.818 SHARES
23/03/2020	ATRY	ATRY S	ADJUSTMENT IBEX MAB® ALL SHARE (FF FACTOR CHANGE): -5.128.311 SHARES
23/03/2020	EWT	EURONA WIREL	ADJUSTMENT IBEX MAB® ALL SHARE (FF FACTOR CHANGE): +4.217.392 SHARES

23/03/2020	IFF	IFFE FUTURA	ADJUSTMENT IBEX MAB® ALL SHARE (FF FACTOR CHANGE): +2.299.909 SHARES
23/03/2020	KOM	KOMPUESTOS	ADJUSTMENT IBEX MAB® ALL SHARE (FF FACTOR CHANGE): +1.215.570 SHARES