

Composición del índice IBEX MAB® ALL SHARE al cierre de la sesión del día: 20/03/2020 antes de ajuste
Index constituents of IBEX MAB® ALL SHARE at the closing of: 20/03/2020 before adjustment

Cód. Sym.	Valor Company	Ajuste Free-Float Free-Float Adjust.	# Acciones # Shares	Cierre € Closing €	Capitalización € Capitalisation €	% Ponderación % Weighting
ATRY	ATRY	60%	15.384.931	4,0000	61.539.724,0000	13,78
HLZ	HOLALUZ	40%	8.231.794	6,5000	53.506.661,0000	11,98
PRO	PROEDUCA	10%	4.517.897	8,9000	40.209.283,3000	9,00
FACE	FACEPHI BIO	70%	9.498.397	3,8100	36.188.892,5700	8,10
GRN	GREENALIA	20%	4.246.694	7,0500	29.939.192,7000	6,70
IZER	IZERTIS	30%	6.393.261	3,9800	25.445.178,7800	5,70
AGIL	AGILE CONTEN	40%	6.401.914	2,8600	18.309.474,0400	4,10
INC	INCLAM	30%	8.889.246	1,7000	15.111.718,2000	3,38
NBI	NBI BEARINGS	40%	4.932.107	2,9800	14.697.678,8600	3,29
ADL	ADL BIONATUR	30%	11.816.720	1,1600	13.707.395,2000	3,07
IFF	IFFE FUTURA	30%	6.899.727	1,8500	12.764.494,9500	2,86
ALC	ALTIA CONSUL	10%	687.819	17,0000	11.692.923,0000	2,62
GIGA	GIGAS HOSTIN	60%	2.593.391	4,2000	10.892.242,2000	2,44
VOZ	VOZTELECOM	50%	2.294.750	4,3000	9.867.425,0000	2,21
ALQ	ALQUIBER	30%	1.684.435	5,5500	9.348.614,2500	2,09
KOM	KOMPUESTOS	30%	3.646.710	2,5000	9.116.775,0000	2,04
PANG	PANGAEA ONC	30%	5.065.964	1,7000	8.612.138,8000	1,93
MAKS	MAKING SCIEN	30%	2.118.690	3,8400	8.135.769,6000	1,82
GRI	GRIÑO	20%	6.120.277	1,1700	7.160.724,0900	1,60
LLN	LLEIDANETWOR	40%	6.419.977	1,1000	7.061.974,7000	1,58
SEC	SECUOYA	10%	807.357	8,2000	6.620.327,4000	1,48
NTX	NETEX	40%	3.546.244	1,3700	4.858.354,2800	1,09
EWT	EURONA WIREL	80%	33.739.138	0,1385	4.672.870,6130	1,05
MED	MEDCOM TECH	30%	3.965.539	1,0500	4.163.815,9500	0,93
TR1	TIER 1 TECH.	20%	200.000	17,4000	3.480.000,0000	0,78
CLR	CLERHP ESTR.	30%	3.023.030	1,0700	3.234.642,1000	0,72
COM	CATENON	70%	13.113.694	0,2160	2.832.557,9040	0,63
ELZ	ELZINC	20%	5.142.067	0,5300	2.725.295,5100	0,61
RBT	ROBOT	30%	855.145	2,6000	2.223.377,0000	0,50
EEP	EUROESPES	40%	4.312.069	0,4700	2.026.672,4300	0,45
CMM	COMMCENTER	30%	1.981.921	0,9200	1.823.367,3200	0,41
AKI	AKILES	80%	16.734.549	0,0898	1.502.762,5002	0,34
CLE	CLEVER GLO.	30%	4.716.720	0,3000	1.415.016,0000	0,32
MONI	MONDO TV	20%	11.870.972	0,1150	1.365.161,7800	0,31
IMG	IMAGINARIUM	30%	6.713.894	0,0480	322.266,9120	0,07

228.567.040

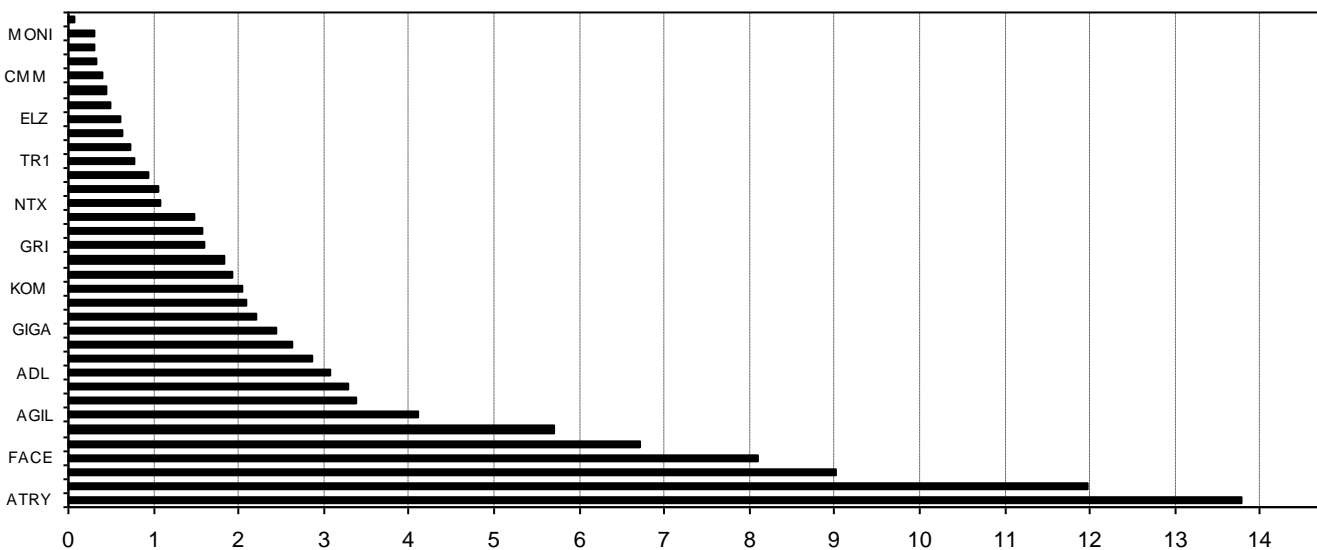
100,00

IBEX MAB® ALL SHARE: 1.076,9

Capitalización total:

446.574.767,939

% Ponderación IBEX MAB® ALL SHARE

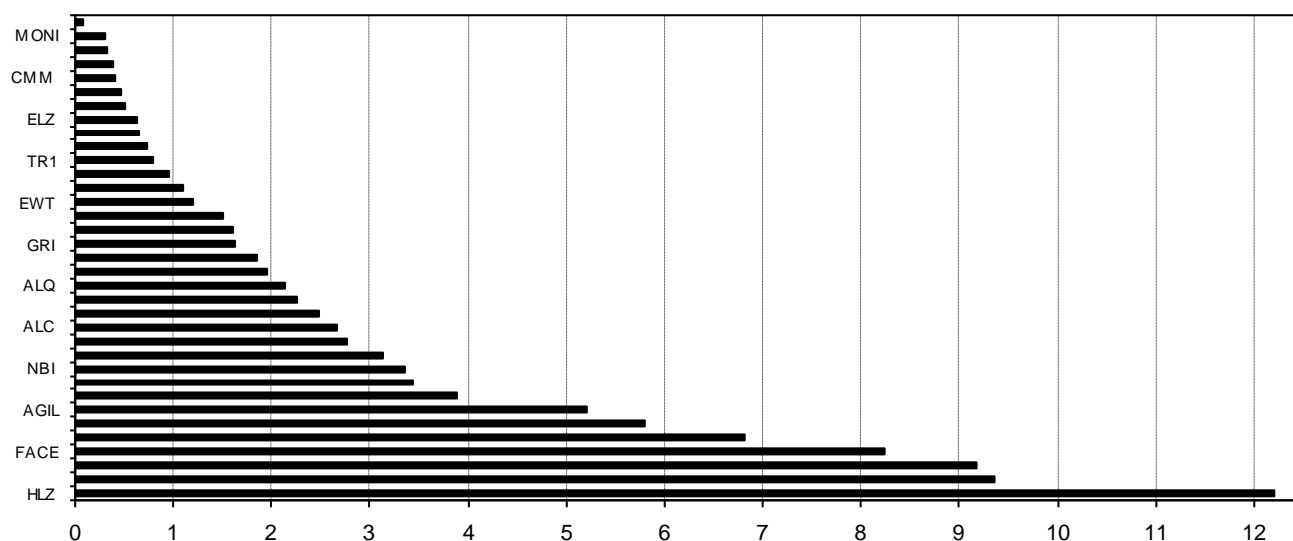


Composición del índice IBEX MAB® ALL SHARE al cierre de la sesión del día: 20/03/2020 después de ajuste
Index constituents of IBEX MAB® ALL SHARE at the closing of: 20/03/2020 after adjustment

Cód. Sym	Valor Company	Ajuste Free-Float Free-Float Adjust.	# Acciones # Shares	Cierre € Closing €	Capitalización € Capitalisation €	% Ponderación % Weighting
HLZ	HOLALUZ	40%	8.231.794	6,5000	53.506.661,0000	12,20
ATRY	ATRY	40%	10.256.620	4,0000	41.026.480,0000	9,35
PRO	PROEDUCA	10%	4.517.897	8,9000	40.209.283,3000	9,17
FACE	FACEPHI BIO	70%	9.498.397	3,8100	36.188.892,5700	8,25
GRN	GREENALIA	20%	4.246.694	7,0500	29.939.192,7000	6,82
IZER	IZERTIS	30%	6.393.261	3,9800	25.445.178,7800	5,80
AGIL	AGILE CONTEN	50%	8.002.393	2,8600	22.886.843,9800	5,22
IFF	IFFE FUTURA	40%	9.199.636	1,8500	17.019.326,6000	3,88
INC	INCLAM	30%	8.889.246	1,7000	15.111.718,2000	3,44
NBI	NBI BEARINGS	40%	4.932.107	2,9800	14.697.678,8600	3,35
ADL	ADL BIONATUR	30%	11.816.720	1,1600	13.707.395,2000	3,12
KOM	KOMPUESTOS	40%	4.862.280	2,5000	12.155.700,0000	2,77
ALC	ALTIA CONSUL	10%	687.819	17,0000	11.692.923,0000	2,67
GIGA	GIGAS HOSTIN	60%	2.593.391	4,2000	10.892.242,2000	2,48
VOZ	VOZTELECOM	50%	2.294.750	4,3000	9.867.425,0000	2,25
ALQ	ALQUIBER	30%	1.684.435	5,5500	9.348.614,2500	2,13
PANG	PANGAEA ONC	30%	5.065.964	1,7000	8.612.138,8000	1,96
MAKS	MAKING SCIEN	30%	2.118.690	3,8400	8.135.769,6000	1,85
GRI	GRIÑO	20%	6.120.277	1,1700	7.160.724,0900	1,63
LLN	LLEIDANETWOR	40%	6.419.977	1,1000	7.061.974,7000	1,61
SEC	SECUOYA	10%	807.357	8,2000	6.620.327,4000	1,51
EWT	EURONA WIREL	90%	37.956.530	0,1385	5.256.979,4050	1,20
NTX	NETEX	40%	3.546.244	1,3700	4.858.354,2800	1,11
MED	MEDCOM TECH	30%	3.965.539	1,0500	4.163.815,9500	0,95
TR1	TIER 1 TECH.	20%	200.000	17,4000	3.480.000,0000	0,79
CLR	CLERHP ESTR.	30%	3.023.030	1,0700	3.234.642,1000	0,74
COM	CATENON	70%	13.113.694	0,2160	2.832.557,9040	0,65
ELZ	ELZINC	20%	5.142.067	0,5300	2.725.295,5100	0,62
RBT	ROBOT	30%	855.145	2,6000	2.223.377,0000	0,51
EEP	EUROESPES	40%	4.312.069	0,4700	2.026.672,4300	0,46
CMM	COMMCENTER	30%	1.981.921	0,9200	1.823.367,3200	0,42
AKI	AKILES	90%	18.826.367	0,0898	1.690.607,7566	0,39
CLE	CLEVER GLO.	30%	4.716.720	0,3000	1.415.016,0000	0,32
MONI	MONDO TV	20%	11.870.972	0,1150	1.365.161,7800	0,31
IMG	IMAGINARIUM	30%	6.713.894	0,0480	322.266,9120	0,07
			234.863.897			100,00

IBEX MAB® ALL SHARE: 1.076,9 Capitalización total: 438.704.604,578 €

% Ponderación IBEX MAB® ALL SHARE



Informe de ajuste IBEX MAB® ALL SHARE

IBEX MAB® ALL SHARE adjustment report

20/03/2020 18:07:04

Indice antes de ajuste <i>Index before adjustment</i>	Indice después de ajuste <i>Index after adjustment</i>	Capitalización antes de ajuste <i>Market Capitalisation before adjustment</i>	Capitalización después de ajuste <i>Market Capitalisation after adjustment</i>	"J" de ajuste <i>"J" (Mkt. K2 - K1)</i>	Divisor IBEX MAB® AS <i>IBEX MAB® AS Divisor</i>
1.076,9	1.076,9	446.574.767,939	438.704.604,578	-7.870.163,362	407.394

Símbolo <i>Sym.</i>	Títulos antes de ajuste <i>Shares before adjustment</i>	Títulos después de ajuste <i>Shares after adjustment</i>	Capitalización antes de ajuste <i>Capitalisation before adjustment</i>	Capitalización después de ajuste <i>Capitalisation after adjustment</i>	Diferencia de Capitalizaciones <i>Capitalisation difference</i>
AGIL	6.401.914	8.002.393	18.309.474,040	22.886.843,980	4.577.369,940
AKI	16.734.549	18.826.367	1.502.762,500	1.690.607,757	187.845,256
ATRY	15.384.931	10.256.620	61.539.724,000	41.026.480,000	-20.513.244,000
EWT	33.739.138	37.956.530	4.672.870,613	5.256.979,405	584.108,792
IFF	6.899.727	9.199.636	12.764.494,950	17.019.326,600	4.254.831,650
KOM	3.646.710	4.862.280	9.116.775,000	12.155.700,000	3.038.925,000

Bajas en IBEX MAB® ALL SHARE

IBEX MAB® ALL SHARE deletions

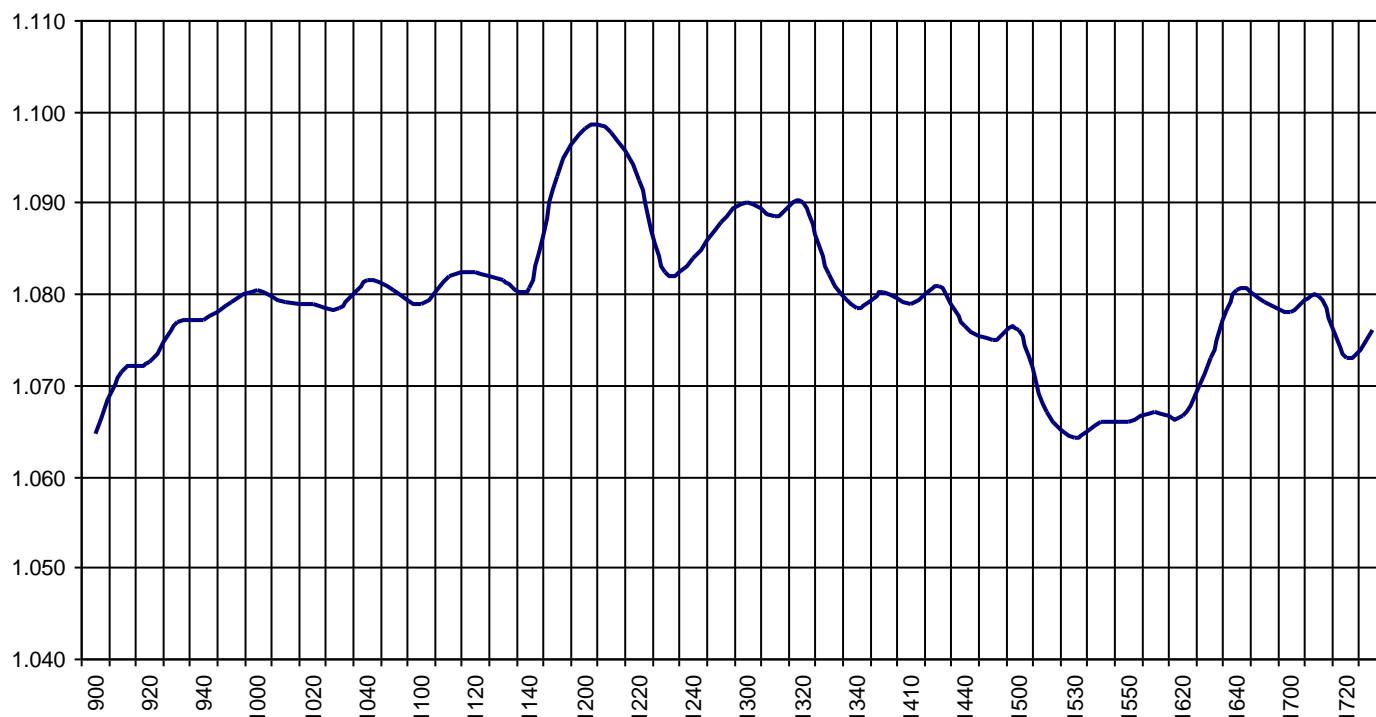
Altas en IBEX MAB® ALL SHARE

IBEX MAB® ALL SHARE additions

Resumen diario índice IBEX MAB® All Share de fecha: 20/03/2020 (daily summary)

IBEX MAB® All Share				Hora		
				Time		
Anterior	Previous	1.058,8	Máximo	Max	1.099,9	12:00:08
Inicial	Open	1.061,7	Mínimo	Min	1.061,3	09:00:46
Cierre	Close	1.076,9	Variación	Change	+18,1	
Medio	Mid	1.080,0	%Variación	%change	1,71%	

Valor medio del índice IBEX MAB® All Share cada 10' (Index Average every 10')



Hechos Relevantes Públicos que afectan al IBEX MAB® ALL SHARE index

Hechos Relevantes que afectan al cálculo del índice IBEX MAB® All Share

23/03/2020	AGIL	AGILE CONTENT	AJUSTE REV.IBEX MAB® ALL SHARE (CAMBIO FF): +1.600.479 ACCS.
23/03/2020	AKI	AKILES	AJUSTE REV.IBEX MAB® ALL SHARE (CAMBIO FF): +2.091.818 ACCS.
23/03/2020	ATRY	ATRY	AJUSTE REV.IBEX MAB® ALL SHARE (CAMBIO FF): -5.128.311 ACCS.
23/03/2020	EWT	EURONA WIREL	AJUSTE REV.IBEX MAB® ALL SHARE (CAMBIO FF): +4.217.392 ACCS.
23/03/2020	IFF	IFFE FUTURA	AJUSTE REV.IBEX MAB® ALL SHARE (CAMBIO FF): +2.299.909 ACCS.
23/03/2020	KOM	KOMPUESTOS	AJUSTE REV.IBEX MAB® ALL SHARE (CAMBIO FF): +1.215.570 ACCS.

Relevant Facts related to IBEX MAB® ALL SHARE index

Relevant Facts related to IBEX MAB® All Share index calculation

23/03/2020	AGIL	AGILE CONTENT	ADJUSTMENT IBEX MAB® ALL SHARE (FF FACTOR CHANGE): +1.600.479 SHARES
23/03/2020	AKI	AKILES	ADJUSTMENT IBEX MAB® ALL SHARE (FF FACTOR CHANGE): +2.091.818 SHARES
23/03/2020	ATRY	ATRY	ADJUSTMENT IBEX MAB® ALL SHARE (FF FACTOR CHANGE): -5.128.311 SHARES
23/03/2020	EWT	EURONA WIREL	ADJUSTMENT IBEX MAB® ALL SHARE (FF FACTOR CHANGE): +4.217.392 SHARES
23/03/2020	IFF	IFFE FUTURA	ADJUSTMENT IBEX MAB® ALL SHARE (FF FACTOR CHANGE): +2.299.909 SHARES
23/03/2020	KOM	KOMPUESTOS	ADJUSTMENT IBEX MAB® ALL SHARE (FF FACTOR CHANGE): +1.215.570 SHARES

