

Composición del índice IBEX MAB® ALL SHARE al cierre de la sesión del día: 30/03/2020 antes de ajuste

Index constituents of IBEX MAB® ALL SHARE at the closing of: 30/03/2020 before adjustment

Cód. Sym.	Valor Company	Ajuste Free-Float Free-Float Adjust.	# Acciones # Shares	Cierre € Closing €	Capitalización € Capitalisation €	% Ponderación % Weighting
HLZ	HOLALUZ	40%	8.231.794	6,7000	55.153.019,8000	12,07
ATRY	ATRY	40%	10.256.620	5,0000	51.283.100,0000	11,22
PRO	PROEDUCA	10%	4.517.897	9,0000	40.661.073,0000	8,90
FACE	FACEPHI BIO	70%	9.498.397	3,6700	34.859.116,9900	7,63
GRN	GREENALIA	20%	4.246.694	7,6500	32.487.209,1000	7,11
IZER	IZERTIS	30%	6.393.261	4,0000	25.573.044,0000	5,60
AGIL	AGILE CONTEN	50%	8.002.393	3,0400	24.327.274,7200	5,32
IFF	IFFE FUTURA	40%	9.199.636	1,8500	17.019.326,6000	3,72
NBI	NBI BEARINGS	40%	4.932.107	3,1000	15.289.531,7000	3,35
ADL	ADL BIONATUR	30%	11.816.720	1,2900	15.243.568,8000	3,34
INC	INCLAM	30%	8.889.246	1,7000	15.111.718,2000	3,31
KOM	KOMPUESTOS	40%	4.862.280	2,5400	12.350.191,2000	2,70
GIGA	GIGAS HOSTIN	60%	2.593.391	4,5500	11.799.929,0500	2,58
ALC	ALTIA CONSUL	10%	687.819	16,0000	11.005.104,0000	2,41
VOZ	VOZTELECOM	50%	2.294.750	4,3200	9.913.320,0000	2,17
ALQ	ALQUIBER	30%	1.684.435	5,4000	9.095.949,0000	1,99
PANG	PANGAEA ONC	30%	5.065.964	1,7000	8.612.138,8000	1,88
LLN	LLEIDANETWOR	40%	6.419.977	1,2600	8.089.171,0200	1,77
MAKS	MAKING SCIEN	30%	2.118.690	3,4600	7.330.667,4000	1,60
SEC	SECUOYA	10%	807.357	8,2000	6.620.327,4000	1,45
GRI	GRIÑO	20%	6.120.277	1,0700	6.548.696,3900	1,43
EWT	EURONA WIREL	90%	37.956.530	0,1400	5.313.914,2000	1,16
NTX	NETEX	40%	3.546.244	1,3300	4.716.504,5200	1,03
MED	MEDCOM TECH	30%	3.965.539	1,0000	3.965.539,0000	0,87
CLR	CLERHP ESTR.	30%	3.023.030	1,2700	3.839.248,1000	0,84
ELZ	ELZINC	20%	5.142.067	0,6700	3.445.184,8900	0,75
TR1	TIER 1 TECH.	20%	200.000	16,8000	3.360.000,0000	0,74
COM	CATENON	70%	13.113.694	0,2200	2.885.012,6800	0,63
RBT	ROBOT	30%	855.145	2,6000	2.223.377,0000	0,49
EEP	EUROESPES	40%	4.312.069	0,4500	1.940.431,0500	0,42
AKI	AKILES	90%	18.826.367	0,0978	1.841.218,6926	0,40
CMM	COMMCENTER	30%	1.981.921	0,9200	1.823.367,3200	0,40
MONI	MONDO TV	20%	11.870.972	0,1220	1.448.258,5840	0,32
CLE	CLEVER GLO.	30%	4.716.720	0,3000	1.415.016,0000	0,31
IMG	IMAGINARIUM	30%	6.713.894	0,0480	322.266,9120	0,07

234.863.897

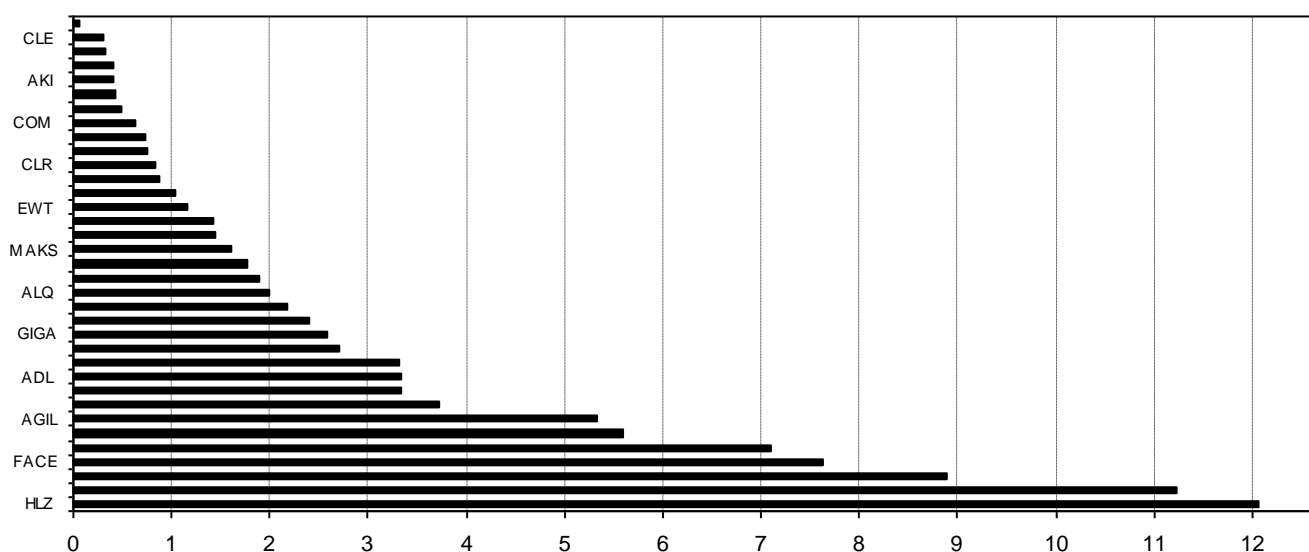
100,00

IBEX MAB® ALL SHARE: 1.121,6

Capitalización total:

456.912.816,119

% Ponderación IBEX MAB® ALL SHARE

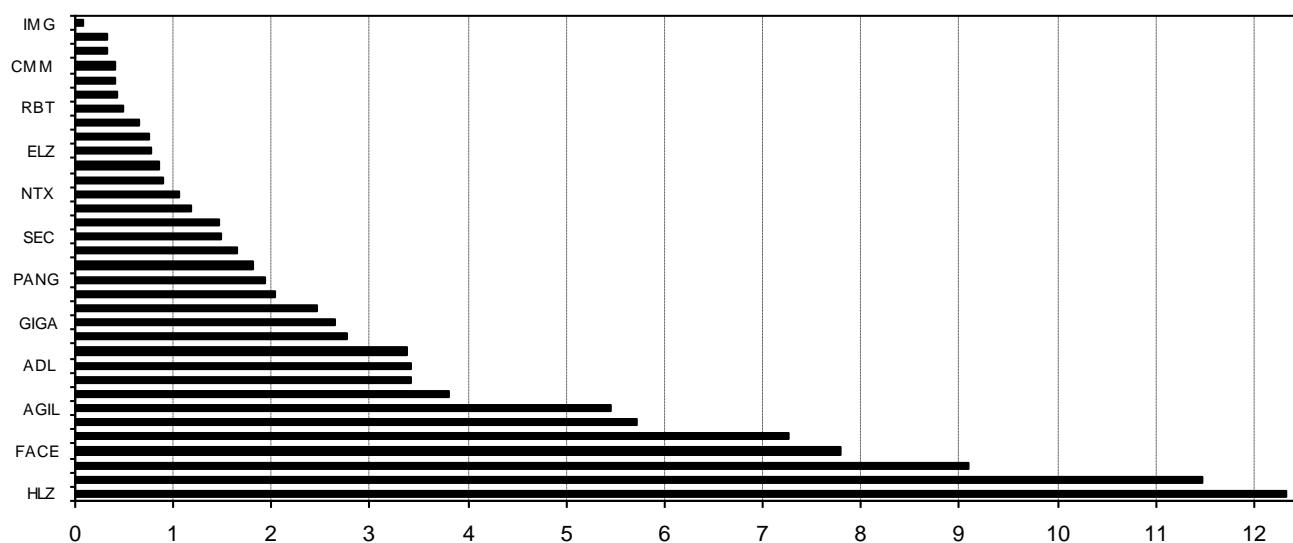


Composición del índice IBEX MAB® ALL SHARE al cierre de la sesión del día: 30/03/2020 después de ajuste
Index constituents of IBEX MAB® ALL SHARE at the closing of: 30/03/2020 after adjustment

Cód. Sym	Valor Company	Ajuste Free-Float Free-Float Adjust.	# Acciones # Shares	Cierre € Closing €	Capitalización € Capitalisation €	% Ponderación % Weighting
HLZ	HOLALUZ	40%	8.231.794	6,7000	55.153.019,8000	12,34
ATRY	ATRY	40%	10.256.620	5,0000	51.283.100,0000	11,47
PRO	PROEDUCA	10%	4.517.897	9,0000	40.661.073,0000	9,10
FACE	FACEPHI BIO	70%	9.498.397	3,6700	34.859.116,9900	7,80
GRN	GREENALIA	20%	4.246.694	7,6500	32.487.209,1000	7,27
IZER	IZERTIS	30%	6.393.261	4,0000	25.573.044,0000	5,72
AGIL	AGILE CONTEN	50%	8.002.393	3,0400	24.327.274,7200	5,44
IFF	IFFE FUTURA	40%	9.199.636	1,8500	17.019.326,6000	3,81
NBI	NBI BEARINGS	40%	4.932.107	3,1000	15.289.531,7000	3,42
ADL	ADL BIONATUR	30%	11.816.720	1,2900	15.243.568,8000	3,41
INC	INCLAM	30%	8.889.246	1,7000	15.111.718,2000	3,38
KOM	KOMPUESTOS	40%	4.862.280	2,5400	12.350.191,2000	2,76
GIGA	GIGAS HOSTIN	60%	2.593.391	4,5500	11.799.929,0500	2,64
ALC	ALTIA CONSUL	10%	687.819	16,0000	11.005.104,0000	2,46
ALQ	ALQUIBER	30%	1.684.435	5,4000	9.095.949,0000	2,03
PANG	PANGAEA ONC	30%	5.065.964	1,7000	8.612.138,8000	1,93
LLN	LLEIDANETWOR	40%	6.419.977	1,2600	8.089.171,0200	1,81
MAKS	MAKING SCIEN	30%	2.118.690	3,4600	7.330.667,4000	1,64
SEC	SECUOYA	10%	807.357	8,2000	6.620.327,4000	1,48
GRI	GRIÑO	20%	6.120.277	1,0700	6.548.696,3900	1,47
EWT	EURONA WIREL	90%	37.956.530	0,1400	5.313.914,2000	1,19
NTX	NETEX	40%	3.546.244	1,3300	4.716.504,5200	1,06
MED	MEDCOM TECH	30%	3.965.539	1,0000	3.965.539,0000	0,89
CLR	CLERHP ESTR.	30%	3.023.030	1,2700	3.839.248,1000	0,86
ELZ	ELZINC	20%	5.142.067	0,6700	3.445.184,8900	0,77
TR1	TIER 1 TECH.	20%	200.000	16,8000	3.360.000,0000	0,75
COM	CATENON	70%	13.113.694	0,2200	2.885.012,6800	0,65
RBT	ROBOT	30%	855.145	2,6000	2.223.377,0000	0,50
EEP	EUROESPES	40%	4.312.069	0,4500	1.940.431,0500	0,43
AKI	AKILES	90%	18.826.367	0,0978	1.841.218,6926	0,41
CMM	COMMCENTER	30%	1.981.921	0,9200	1.823.367,3200	0,41
MONI	MONDO TV	20%	11.870.972	0,1220	1.448.258,5840	0,32
CLE	CLEVER GLO.	30%	4.716.720	0,3000	1.415.016,0000	0,32
IMG	IMAGINARIUM	30%	6.713.894	0,0480	322.266,9120	0,07
						232.569.147
						100,00

IBEX MAB® ALL SHARE: 1.121,6 Capitalización total: 446.999.496,119 €

% Ponderación IBEX MAB® ALL SHARE



Informe de ajuste IBEX MAB® ALL SHARE

IBEX MAB® ALL SHARE adjustment report

30/03/2020 18:10:27

Índice antes de ajuste	Índice después de ajuste	Capitalización antes de ajuste	Capitalización después de ajuste	"J" de ajuste	Divisor IBEX MAB® AS
<i>Index before adjustment</i>	<i>Index after adjustment</i>	<i>Market Capitalisation before adjustment</i>	<i>Market Capitalisation after adjustment</i>	<i>"J" (Mkt. K2 - K1)</i>	<i>IBEX MAB® AS Divisor</i>
1.121,6	1.121,6	456.912.816,119	446.999.496,119	-9.913.320,000	398.555

Símbolo	Títulos antes de ajuste	Títulos después de ajuste	Capitalización antes de ajuste	Capitalización después de ajuste	Diferencia de Capitalizaciones
<i>Sym.</i>	<i>Shares before adjustment</i>	<i>Shares after adjustment</i>	<i>Capitalisation before adjustment</i>	<i>Capitalisation after adjustment</i>	<i>Capitalisation difference</i>

Bajas en IBEX MAB® ALL SHARE

IBEX MAB® ALL SHARE deletions

VOZ	2.294.750	0	9.913.320,000	0,0000	-9.913.320,0000
-----	-----------	---	---------------	--------	-----------------

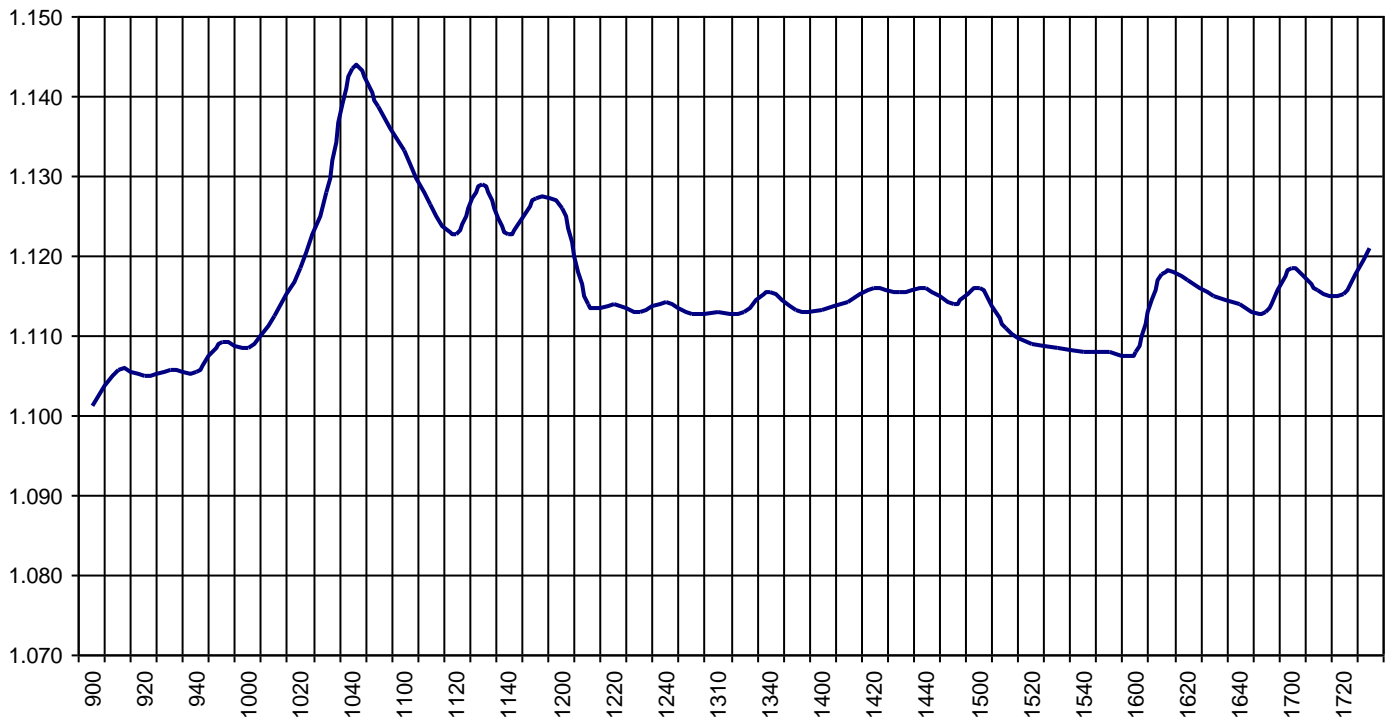
Altas en IBEX MAB® ALL SHARE

IBEX MAB® ALL SHARE additions

Resumen diario índice IBEX MAB® All Share de fecha: 30/03/2020 (daily summary)

IBEX MAB® All Share			Hora			
			Time			
Anterior	Previous	1.101,7	Máximo	Max	1.150,5	10:44:18
Inicial	Open	1.099,1	Mínimo	Min	1.098,8	09:00:50
Cierre	Close	1.121,6	Variación	Change	+19,9	
Medio	Mid	1.117,2	%Variación	%change	1,81%	

Valor medio del índice IBEX MAB® All Share cada 10' (Index Average every 10')



Hechos Relevantes Públicos que afectan al IBEX MAB® ALL SHARE index

Hechos Relevantes que afectan al cálculo del índice IBEX MAB® All Share

31/03/2020 VOZ VOZTELECOM AJUSTE POR EXCLUSIÓN

Relevant Facts related to IBEX MAB® ALL SHARE index

Relevant Facts related to IBEX MAB® All Share index calculation

31/03/2020 VOZ VOZTELECOM ADJUSTMENT FOR EXCLUSION