

Composición del índice IBEX MAB® ALL SHARE al cierre de la sesión del día: 12/06/2020 antes de ajuste

Index constituents of IBEX MAB® ALL SHARE at the closing of: 12/06/2020 before adjustment

Cód. Sym.	Valor Company	Ajuste Free-Float Free-Float Adjust.	# Acciones # Shares	Cierre € Closing €	Capitalización € Capitalisation €	% Ponderación % Weighting
ATRY	ATRY	40%	10.256.620	6,0000	61.539.720,0000	11,62
HLZ	HOLALUZ	40%	8.231.794	6,7000	55.153.019,8000	10,41
FACE	FACEPHI BIO	70%	9.498.397	5,4600	51.861.247,6200	9,79
GRN	GREENALIA	20%	4.246.694	10,8000	45.864.295,2000	8,66
PRO	PROEDUCA	10%	4.517.897	9,6000	43.371.811,2000	8,19
AGIL	AGILE CONTEN	50%	8.856.837	4,1000	36.313.031,7000	6,86
IZER	IZERTIS	30%	6.393.261	4,7400	30.304.057,1400	5,72
LLN	LLEIDANETWOR	40%	6.419.977	3,0000	19.259.931,0000	3,64
NBI	NBI BEARINGS	40%	4.932.107	3,6600	18.051.511,6200	3,41
IFF	IFFE FUTURA	40%	9.199.636	1,8500	17.019.326,6000	3,21
INC	INCLAM	30%	8.889.246	1,6700	14.845.040,8200	2,80
ADL	ADL BIONATUR	30%	11.816.720	1,2350	14.593.649,2000	2,75
GIGA	GIGAS HOSTIN	60%	2.593.391	5,5500	14.393.320,0500	2,72
KOM	KOMPUESTOS	40%	4.862.280	2,8000	13.614.384,0000	2,57
MAKS	MAKING SCIEN	30%	2.118.690	5,7000	12.076.533,0000	2,28
ALC	ALTIA CONSUL	10%	687.819	17,3000	11.899.268,7000	2,25
ALQ	ALQUIBER	30%	1.684.435	5,3500	9.011.727,2500	1,70
PANG	PANGAEA ONC	30%	5.065.964	1,5000	7.598.946,0000	1,43
SEC	SECUOYA	10%	807.357	8,2000	6.620.327,4000	1,25
GRI	GRIÑO	20%	6.120.277	1,0800	6.609.899,1600	1,25
NTX	NETEX	40%	3.546.244	1,8200	6.454.164,0800	1,22
CLR	CLERHP ESTR.	30%	3.023.030	1,5900	4.806.617,7000	0,91
ELZ	ELZINC	20%	5.142.067	0,9100	4.679.280,9700	0,88
MED	MEDCOM TECH	30%	3.965.539	1,0100	4.005.194,3900	0,76
COM	CATENON	70%	13.113.694	0,3000	3.934.108,2000	0,74
TR1	TIER 1 TECH.	20%	200.000	15,3000	3.060.000,0000	0,58
AKI	AKILES	90%	18.826.367	0,1475	2.776.889,1325	0,52
MONI	MONDO TV	20%	11.870.972	0,1860	2.208.000,7920	0,42
EEP	EUROESPES	40%	4.312.069	0,4980	2.147.410,3620	0,41
RBT	ROBOT	30%	855.145	2,4800	2.120.759,6000	0,40
CMM	COMMCENTER	30%	1.981.921	0,9200	1.823.367,3200	0,34
CLE	CLEVER GLO.	30%	4.716.720	0,3000	1.415.016,0000	0,27
IMG	IMAGINARIUM	30%	6.713.894	0,0435	292.054,3890	0,06

195.467.061

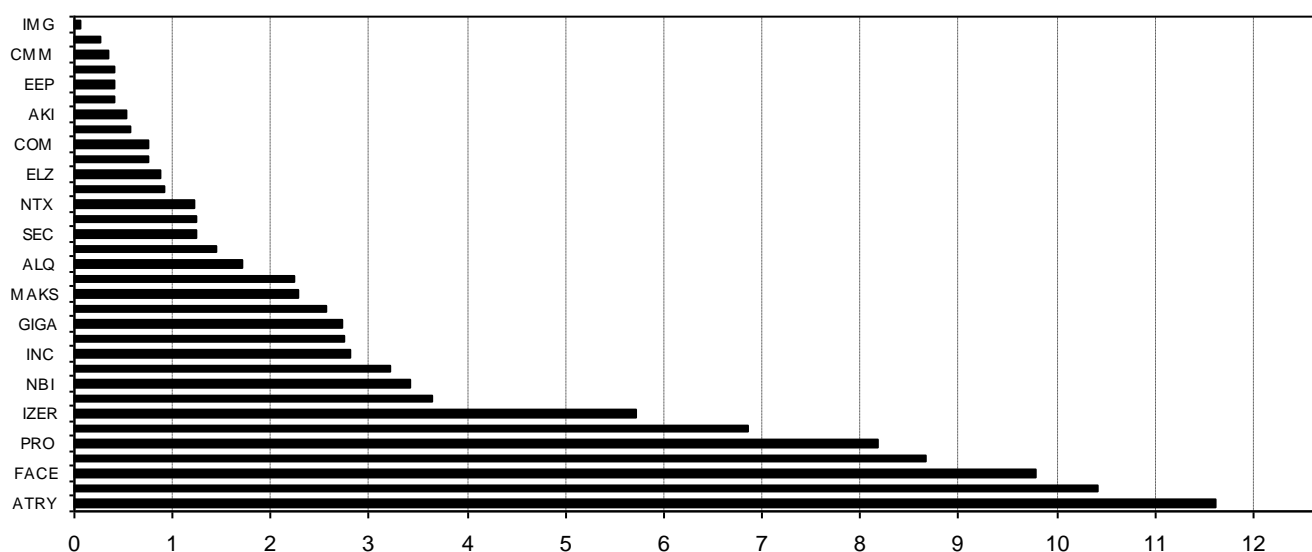
100,00

IBEX MAB® ALL SHARE: 1.340,2

Capitalización total:

529.723.910,396

% Ponderación IBEX MAB® ALL SHARE

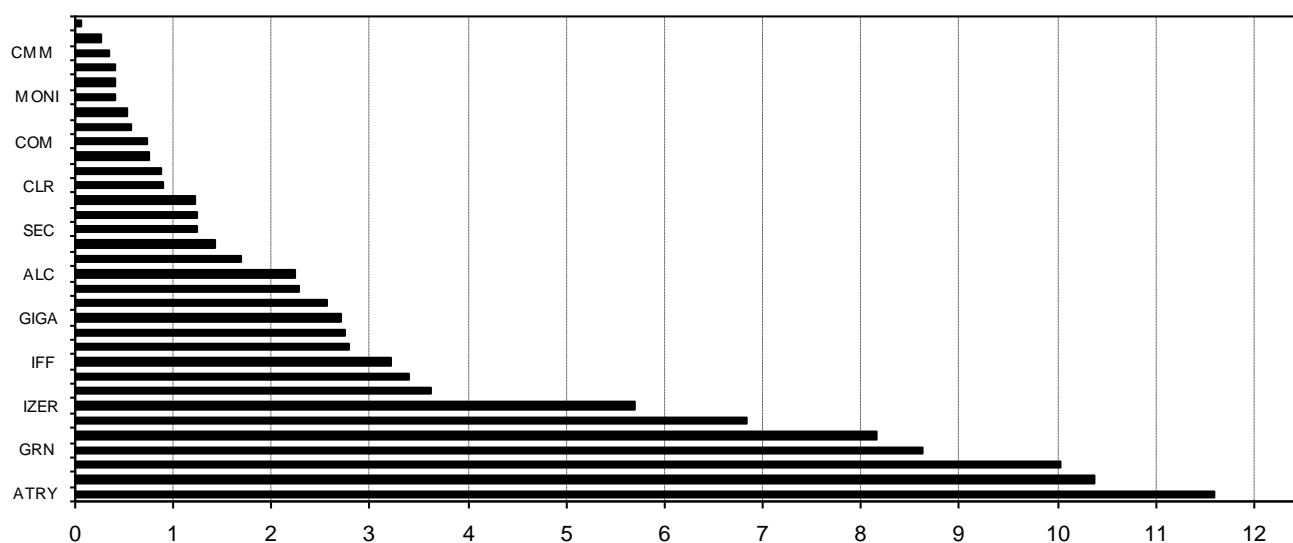


Composición del índice IBEX MAB® ALL SHARE al cierre de la sesión del día: 12/06/2020 después de ajuste
Index constituents of IBEX MAB® ALL SHARE at the closing of: 12/06/2020 after adjustment

Cód. Sym	Valor Company	Ajuste Free-Float Free-Float Adjust.	# Acciones # Shares	Cierre € Closing €	Capitalización € Capitalisation €	% Ponderación % Weighting
ATRY	ATRY	40%	10.256.620	6,0000	61.539.720,0000	11,59
HLZ	HOLALUZ	40%	8.231.794	6,7000	55.153.019,8000	10,38
FACE	FACEPHI BIO	70%	9.750.164	5,4600	53.235.895,4400	10,02
GRN	GREENALIA	20%	4.246.694	10,8000	45.864.295,2000	8,64
PRO	PROEDUCA	10%	4.517.897	9,6000	43.371.811,2000	8,17
AGIL	AGILE CONTEN	50%	8.856.837	4,1000	36.313.031,7000	6,84
IZER	IZERTIS	30%	6.393.261	4,7400	30.304.057,1400	5,71
LLN	LLEIDANETWOR	40%	6.419.977	3,0000	19.259.931,0000	3,63
NBI	NBI BEARINGS	40%	4.932.107	3,6600	18.051.511,6200	3,40
IFF	IFFE FUTURA	40%	9.199.636	1,8500	17.019.326,6000	3,20
INC	INCLAM	30%	8.889.246	1,6700	14.845.040,8200	2,80
ADL	ADL BIONATUR	30%	11.816.720	1,2350	14.593.649,2000	2,75
GIGA	GIGAS HOSTIN	60%	2.593.391	5,5500	14.393.320,0500	2,71
KOM	KOMPUESTOS	40%	4.862.280	2,8000	13.614.384,0000	2,56
MAKS	MAKING SCIEN	30%	2.118.690	5,7000	12.076.533,0000	2,27
ALC	ALTIA CONSUL	10%	687.819	17,3000	11.899.268,7000	2,24
ALQ	ALQUIBER	30%	1.684.435	5,3500	9.011.727,2500	1,70
PANG	PANGAEA ONC	30%	5.065.964	1,5000	7.598.946,0000	1,43
SEC	SECUOYA	10%	807.357	8,2000	6.620.327,4000	1,25
GRI	GRIÑO	20%	6.120.277	1,0800	6.609.899,1600	1,24
NTX	NETEX	40%	3.546.244	1,8200	6.454.164,0800	1,22
CLR	CLERHP ESTR.	30%	3.023.030	1,5900	4.806.617,7000	0,91
ELZ	ELZINC	20%	5.142.067	0,9100	4.679.280,9700	0,88
MED	MEDCOM TECH	30%	3.965.539	1,0100	4.005.194,3900	0,75
COM	CATENON	70%	13.113.694	0,3000	3.934.108,2000	0,74
TR1	TIER 1 TECH.	20%	200.000	15,3000	3.060.000,0000	0,58
AKI	AKILES	90%	18.826.367	0,1475	2.776.889,1325	0,52
MONI	MONDO TV	20%	11.870.972	0,1860	2.208.000,7920	0,42
EEP	EUROESPES	40%	4.312.069	0,4980	2.147.410,3620	0,40
RBT	ROBOT	30%	855.145	2,4800	2.120.759,6000	0,40
CMM	COMMCENTER	30%	1.981.921	0,9200	1.823.367,3200	0,34
CLE	CLEVER GLO.	30%	4.716.720	0,3000	1.415.016,0000	0,27
IMG	IMAGINARIUM	30%	6.713.894	0,0435	292.054,3890	0,05
			195.718.828			100,00

IBEX MAB® ALL SHARE: 1.340,2 Capitalización total: 531.098.558,216 €

% Ponderación IBEX MAB® ALL SHARE



Informe de ajuste IBEX MAB® ALL SHARE

IBEX MAB® ALL SHARE adjustment report

12/06/2020 18:10:13

Indice antes de ajuste	Indice después de ajuste	Capitalización antes de ajuste	Capitalización después de ajuste	"J" de ajuste	Divisor IBEX MAB® AS
<i>Index before adjustment</i>	<i>Index after adjustment</i>	<i>Market Capitalisation before adjustment</i>	<i>Market Capitalisation after adjustment</i>	<i>"J" (Mkt. K2 - K1)</i>	<i>IBEX MAB® AS Divisor</i>
1.340,2	1.340,2	529.723.910,396	531.098.558,216	1.374.647,820	396.298

Símbolo	Títulos antes de ajuste	Títulos después de ajuste	Capitalización antes de ajuste	Capitalización después de ajuste	Diferencia de Capitalizaciones
<i>Sym.</i>	<i>Shares before adjustment</i>	<i>Shares after adjustment</i>	<i>Capitalisation before adjustment</i>	<i>Capitalisation after adjustment</i>	<i>Capitalisation difference</i>
FACE	9.498.397	9.750.164	51.861.247,620	53.235.895,440	1.374.647,820

Bajas en IBEX MAB® ALL SHARE

IBEX MAB® ALL SHARE deletions

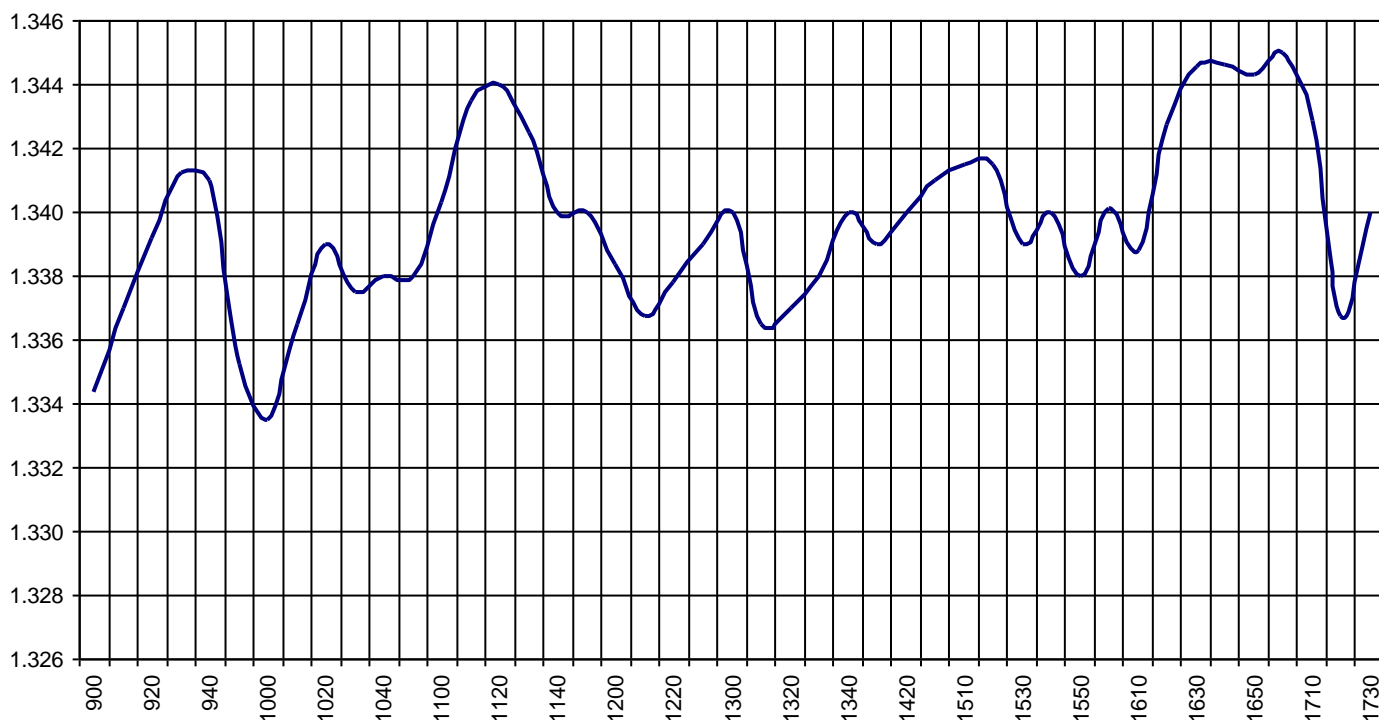
Altas en IBEX MAB® ALL SHARE

IBEX MAB® ALL SHARE additions

Resumen diario índice IBEX MAB® All Share de fecha: 12/06/2020 (daily summary)

IBEX MAB® All Share				Hora		
				Time		
Anterior	Previous	1.334,0	Máximo	Max	1.346,6	09:29:26
Inicial	Open	1.332,5	Mínimo	Min	1.332,3	09:59:21
Cierre	Close	1.340,2	Variación	Change	+6,2	
Medio	Mid	1.340,3	%Variación	%change	0,46%	

Valor medio del índice IBEX MAB® All Share cada 10' (Index Average every 10')



Hechos Relevantes Públicos que afectan al IBEX MAB® ALL SHARE index

Hechos Relevantes que afectan al cálculo del índice IBEX MAB® All Share

15/06/2020	FACE	FACEPHI BIO	AJUSTE POR INTEGRACIÓN DE 251.767 ACCS.
16/06/2020	AKI	AKILES	AJUSTE POR INTEGRACIÓN DE 5.804.663 ACCS.

Fechas Ex-Date Dividendos de los valores componentes del índice IBEX MAB® All Share

23/06/2020	LLN	LLEIDANETWOR	EX DATE DIVIDENDO 19: 0,0123 € BRUTOS (FECHA DE PAGO: 25/06/2020)
------------	-----	--------------	---

Relevant Facts related to IBEX MAB® ALL SHARE index

Relevant Facts related to IBEX MAB® All Share index calculation

15/06/2020	FACE	FACEPHI BIO	ADJUSTMENT FOR INTEGRATION OF 251,767 SHARES
16/06/2020	AKI	AKILES	ADJUSTMENT FOR INTEGRATION OF 5,804,663 SHARES

Dividend ex-date forecast of the IBEX MAB® 15 index constituents

23/06/2020	LLN	LLEIDANETWOR	EX DATE DIVIDEND 19: 0.0123 € GROSS (PAYMENT DATE: 25/06/2020)
------------	-----	--------------	--