

Composición del índice IBEX MAB® ALL SHARE al cierre de la sesión del día: 15/06/2020 antes de ajuste
Index constituents of IBEX MAB® ALL SHARE at the closing of: 15/06/2020 before adjustment

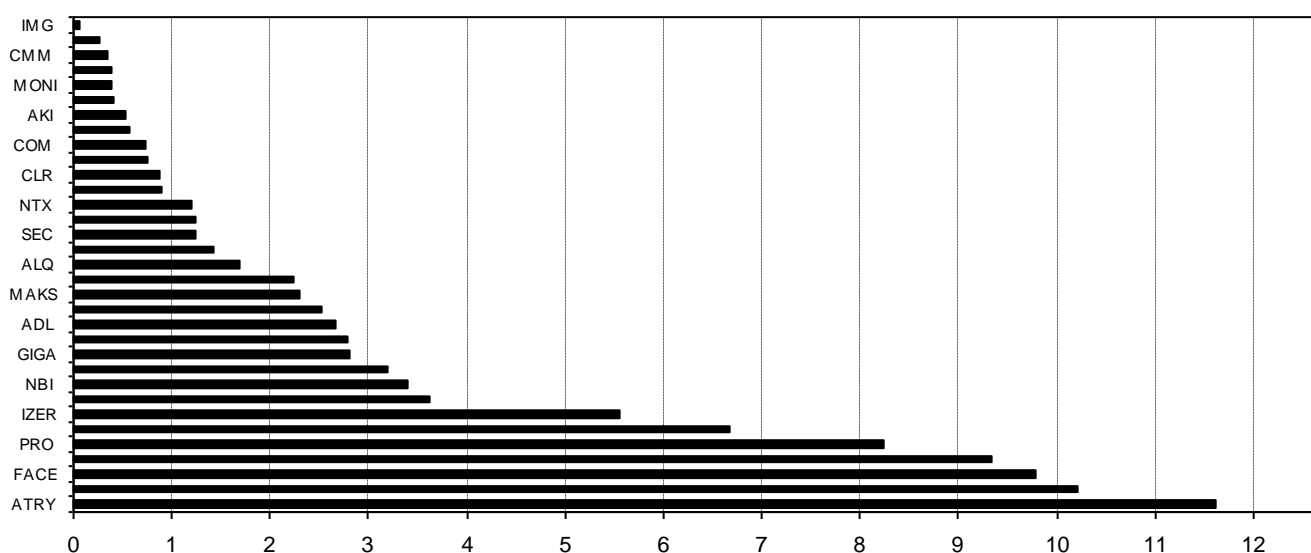
Cód. Sym.	Valor Company	Ajuste Free-Float Free-Float Adjust.	# Acciones # Shares	Cierre € Closing €	Capitalización € Capitalisation €	% Ponderación % Weighting
ATRY	ATRY	40%	10.256.620	6,0200	61.744.852,4000	11,62
HLZ	HOLALUZ	40%	8.231.794	6,6000	54.329.840,4000	10,22
FACE	FACEPHI BIO	70%	9.750.164	5,3400	52.065.875,7600	9,79
GRN	GREENALIA	20%	4.246.694	11,7000	49.686.319,8000	9,35
PRO	PROEDUCA	10%	4.517.897	9,7000	43.823.600,9000	8,24
AGIL	AGILE CONTEN	50%	8.856.837	4,0000	35.427.348,0000	6,66
IZER	IZERTIS	30%	6.393.261	4,6200	29.536.865,8200	5,56
LLN	LLEIDANETWOR	40%	6.419.977	3,0000	19.259.931,0000	3,62
NBI	NBI BEARINGS	40%	4.932.107	3,6600	18.051.511,6200	3,40
IFF	IFFE FUTURA	40%	9.199.636	1,8500	17.019.326,6000	3,20
GIGA	GIGAS HOSTIN	60%	2.593.391	5,7500	14.911.998,2500	2,81
INC	INCLAM	30%	8.889.246	1,6700	14.845.040,8200	2,79
ADL	ADL BIONATUR	30%	11.816.720	1,2000	14.180.064,0000	2,67
KOM	KOMPUESTOS	40%	4.862.280	2,7600	13.419.892,8000	2,52
MAKS	MAKING SCIEN	30%	2.118.690	5,7500	12.182.467,5000	2,29
ALC	ALTIA CONSUL	10%	687.819	17,3000	11.899.268,7000	2,24
ALQ	ALQUIBER	30%	1.684.435	5,3500	9.011.727,2500	1,70
PANG	PANGAEA ONC	30%	5.065.964	1,5000	7.598.946,0000	1,43
SEC	SECUOYA	10%	807.357	8,2000	6.620.327,4000	1,25
GRI	GRIÑO	20%	6.120.277	1,0800	6.609.899,1600	1,24
NTX	NETEX	40%	3.546.244	1,8000	6.383.239,2000	1,20
ELZ	ELZINC	20%	5.142.067	0,9150	4.704.991,3050	0,89
CLR	CLERHP ESTR.	30%	3.023.030	1,5500	4.685.696,5000	0,88
MED	MEDCOM TECH	30%	3.965.539	1,0100	4.005.194,3900	0,75
COM	CATENON	70%	13.113.694	0,3000	3.934.108,2000	0,74
TR1	TIER 1 TECH.	20%	200.000	15,3000	3.060.000,0000	0,58
AKI	AKILES	90%	18.826.367	0,1480	2.786.302,3160	0,52
RBT	ROBOT	30%	855.145	2,4800	2.120.759,6000	0,40
MONI	MONDO TV	20%	11.870.972	0,1760	2.089.291,0720	0,39
EEP	EUROESPES	40%	4.312.069	0,4760	2.052.544,8440	0,39
CMM	COMMCENTER	30%	1.981.921	0,9200	1.823.367,3200	0,34
CLE	CLEVER GLO.	30%	4.716.720	0,3000	1.415.016,0000	0,27
IMG	IMAGINARIUM	30%	6.713.894	0,0430	288.697,4420	0,05
			195.718.828			100,00

IBEX MAB® ALL SHARE: 1.341,4

Capitalización total:

531.574.312,369

% Ponderación IBEX MAB® ALL SHARE

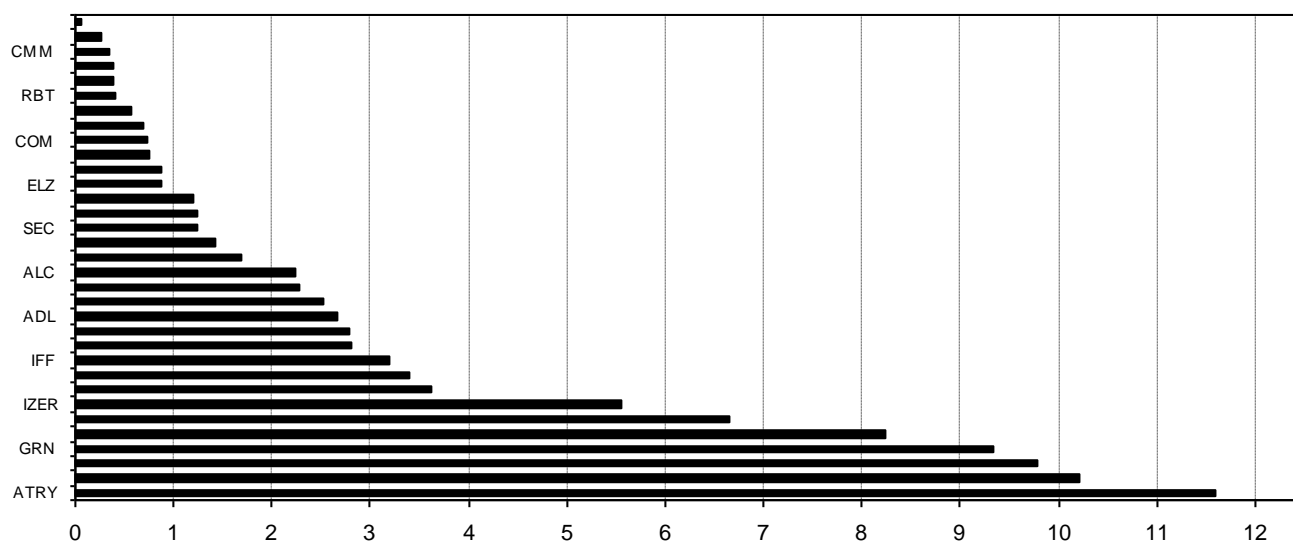


Composición del índice IBEX MAB® ALL SHARE al cierre de la sesión del día: 15/06/2020 después de ajuste
Index constituents of IBEX MAB® ALL SHARE at the closing of: 15/06/2020 after adjustment

Cód. Sym	Valor Company	Ajuste Free-Float Free-Float Adjust.	# Acciones # Shares	Cierre € Closing €	Capitalización € Capitalisation €	% Ponderación % Weighting
ATRY	ATRY	40%	10.256.620	6,0200	61.744.852,4000	11,60
HLZ	HOLALUZ	40%	8.231.794	6,6000	54.329.840,4000	10,20
FACE	FACEPHI BIO	70%	9.750.164	5,3400	52.065.875,7600	9,78
GRN	GREENALIA	20%	4.246.694	11,7000	49.686.319,8000	9,33
PRO	PROEDUCA	10%	4.517.897	9,7000	43.823.600,9000	8,23
AGIL	AGILE CONTEN	50%	8.856.837	4,0000	35.427.348,0000	6,65
IZER	IZERTIS	30%	6.393.261	4,6200	29.536.865,8200	5,55
LLN	LLEIDANETWOR	40%	6.419.977	3,0000	19.259.931,0000	3,62
NBI	NBI BEARINGS	40%	4.932.107	3,6600	18.051.511,6200	3,39
IFF	IFFE FUTURA	40%	9.199.636	1,8500	17.019.326,6000	3,20
GIGA	GIGAS HOSTIN	60%	2.593.391	5,7500	14.911.998,2500	2,80
INC	INCLAM	30%	8.889.246	1,6700	14.845.040,8200	2,79
ADL	ADL BIONATUR	30%	11.816.720	1,2000	14.180.064,0000	2,66
KOM	KOMPUESTOS	40%	4.862.280	2,7600	13.419.892,8000	2,52
MAKS	MAKING SCIEN	30%	2.118.690	5,7500	12.182.467,5000	2,29
ALC	ALTIA CONSUL	10%	687.819	17,3000	11.899.268,7000	2,23
ALQ	ALQUIBER	30%	1.684.435	5,3500	9.011.727,2500	1,69
PANG	PANGAEA ONC	30%	5.065.964	1,5000	7.598.946,0000	1,43
SEC	SECUOYA	10%	807.357	8,2000	6.620.327,4000	1,24
GRI	GRIÑO	20%	6.120.277	1,0800	6.609.899,1600	1,24
NTX	NETEX	40%	3.546.244	1,8000	6.383.239,2000	1,20
ELZ	ELZINC	20%	5.142.067	0,9150	4.704.991,3050	0,88
CLR	CLERHP ESTR.	30%	3.023.030	1,5500	4.685.696,5000	0,88
MED	MEDCOM TECH	30%	3.965.539	1,0100	4.005.194,3900	0,75
COM	CATENON	70%	13.113.694	0,3000	3.934.108,2000	0,74
AKI	AKILES	90%	24.631.030	0,1480	3.645.392,4400	0,68
TR1	TIER 1 TECH.	20%	200.000	15,3000	3.060.000,0000	0,57
RBT	ROBOT	30%	855.145	2,4800	2.120.759,6000	0,40
MONI	MONDO TV	20%	11.870.972	0,1760	2.089.291,0720	0,39
EEP	EUROESPES	40%	4.312.069	0,4760	2.052.544,8440	0,39
CMM	COMMCENTER	30%	1.981.921	0,9200	1.823.367,3200	0,34
CLE	CLEVER GLO.	30%	4.716.720	0,3000	1.415.016,0000	0,27
IMG	IMAGINARIUM	30%	6.713.894	0,0430	288.697,4420	0,05
			201.523.491			100,00

IBEX MAB® ALL SHARE: 1.341,4 Capitalización total: 532.433.402,493 €

% Ponderación IBEX MAB® ALL SHARE



Informe de ajuste IBEX MAB® ALL SHARE

IBEX MAB® ALL SHARE adjustment report

15/06/2020 18:10:25

Indice antes de ajuste	Indice después de ajuste	Capitalización antes de ajuste	Capitalización después de ajuste	"J" de ajuste	Divisor IBEX MAB® AS
<i>Index before adjustment</i>	<i>Index after adjustment</i>	<i>Market Capitalisation before adjustment</i>	<i>Market Capitalisation after adjustment</i>	<i>"J" (Mkt. K2 - K1)</i>	<i>IBEX MAB® AS Divisor</i>
1.341,4	1.341,4	531.574.312,369	532.433.402,493	859.090,124	396.938

Símbolo	Títulos antes de ajuste	Títulos después de ajuste	Capitalización antes de ajuste	Capitalización después de ajuste	Diferencia de Capitalizaciones
<i>Sym.</i>	<i>Shares before adjustment</i>	<i>Shares after adjustment</i>	<i>Capitalisation before adjustment</i>	<i>Capitalisation after adjustment</i>	<i>Capitalisation difference</i>
AKI	18.826.367	24.631.030	2.786.302,316	3.645.392,440	859.090,124

Bajas en IBEX MAB® ALL SHARE

IBEX MAB® ALL SHARE deletions

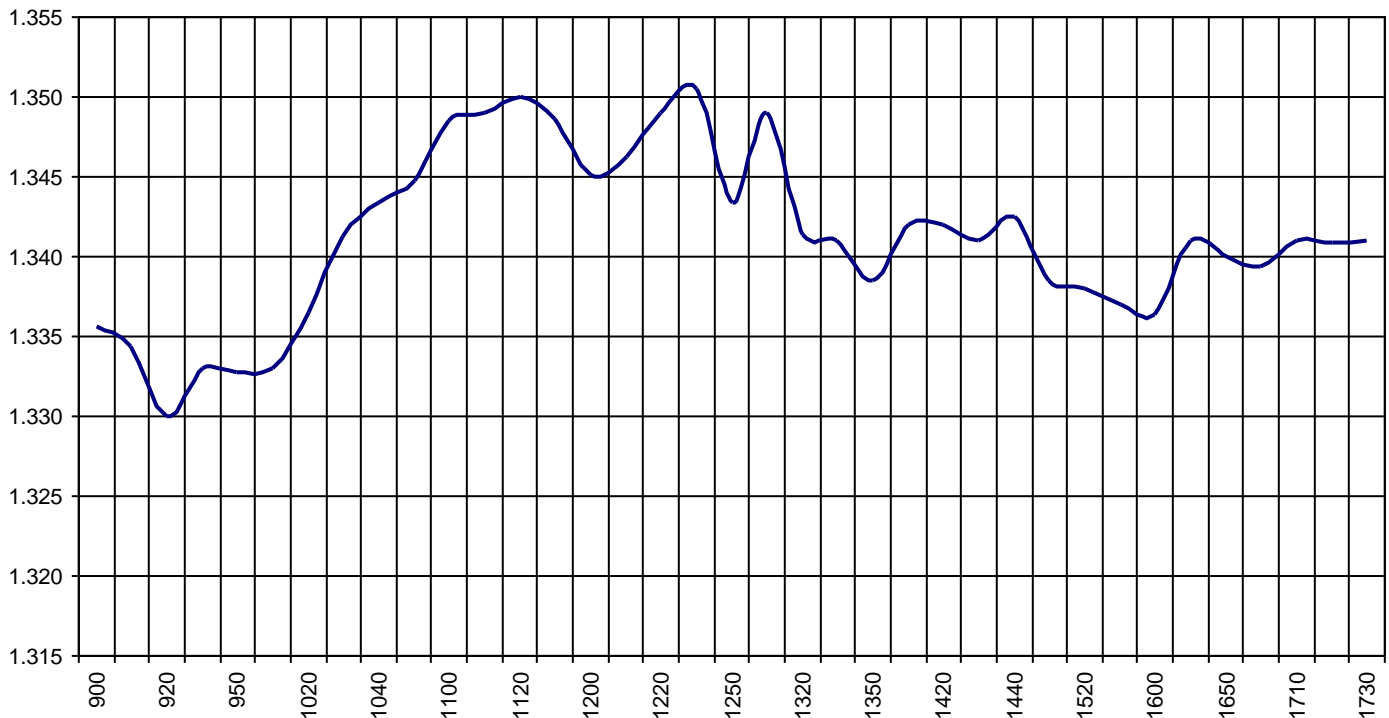
Altas en IBEX MAB® ALL SHARE

IBEX MAB® ALL SHARE additions

Resumen diario índice IBEX MAB® All Share de fecha: 15/06/2020 (daily summary)

IBEX MAB® All Share			Hora			
			Time			
Anterior	Previous	1.340,2	Máximo	Max	1.351,0	12:38:14
Inicial	Open	1.328,9	Mínimo	Min	1.328,9	09:00:09
Cierre	Close	1.341,4	Variación	Change	+1,2	
Medio	Mid	1.341,0	%Variación	%change	0,09%	

Valor medio del índice IBEX MAB® All Share cada 10' (Index Average every 10')



Hechos Relevantes Públicos que afectan al IBEX MAB® ALL SHARE index

Hechos Relevantes que afectan al cálculo del índice IBEX MAB® All Share

16/06/2020 AKI AKILES AJUSTE POR INTEGRACIÓN DE 5.804.663 ACCS.

Fechas Ex-Date Dividendos de los valores componentes del índice IBEX MAB® All Share

23/06/2020 LLN LLEIDANETWOR EX DATE DIVIDENDO 19: 0,0123 € BRUTOS (FECHA DE PAGO: 25/06/2020)

Relevant Facts related to IBEX MAB® ALL SHARE index

Relevant Facts related to IBEX MAB® All Share index calculation

16/06/2020 AKI AKILES ADJUSTMENT FOR INTEGRATION OF 5,804,663 SHARES

Dividend ex-date forecast of the IBEX MAB® 15 index constituents

23/06/2020 LLN LLEIDANETWOR EX DATE DIVIDEND 19: 0.0123 € GROSS (PAYMENT DATE: 25/06/2020)