

Composición del índice IBEX MAB® ALL SHARE al cierre de la sesión del día: 01/07/2020 antes de ajuste
Index constituents of IBEX MAB® ALL SHARE at the closing of: 01/07/2020 before adjustment

Cód. Sym.	Valor Company	Ajuste Free-Float Free-Float Adjust.	# Acciones # Shares	Cierre € Closing €	Capitalización € Capitalisation €	% Ponderación % Weighting
ATRY	ATRY	40%	10.256.620	6,9000	70.770.678,0000	12,71
HLZ	HOLALUZ	40%	8.231.794	6,7700	55.729.245,3800	10,01
GRN	GREENALIA	20%	4.246.694	12,8500	54.570.017,9000	9,80
FACE	FACEPHI BIO	70%	9.750.164	5,2000	50.700.852,8000	9,10
PRO	PROEDUCA	10%	4.517.897	10,1000	45.630.759,7000	8,19
IZER	IZERTIS	30%	6.393.261	5,6000	35.802.261,6000	6,43
AGIL	AGILE CONTEN	50%	8.856.837	3,9600	35.073.074,5200	6,30
LLN	LLEIDANETWOR	40%	6.419.977	3,6400	23.368.716,2800	4,20
NBI	NBI BEARINGS	40%	4.932.107	3,8600	19.037.933,0200	3,42
IFF	IFFE FUTURA	40%	9.199.636	1,8500	17.019.326,6000	3,06
GIGA	GIGAS HOSTIN	60%	2.593.391	5,8500	15.171.337,3500	2,72
INC	INCLAM	30%	8.889.246	1,6700	14.845.040,8200	2,67
KOM	KOMPUESTOS	40%	4.862.280	2,6800	13.030.910,4000	2,34
ADL	ADL BIONATUR	30%	11.816.720	1,0800	12.762.057,6000	2,29
MAKS	MAKING SCIEN	30%	2.118.690	5,8000	12.288.402,0000	2,21
ALC	ALTIA CONSUL	10%	687.819	17,0000	11.692.923,0000	2,10
ALQ	ALQUIBER	30%	1.684.435	5,3500	9.011.727,2500	1,62
PANG	PANGAEA ONC	30%	5.065.964	1,5000	7.598.946,0000	1,36
GRI	GRIÑO	20%	6.120.277	1,1600	7.099.521,3200	1,27
SEC	SECUOYA	10%	807.357	8,2000	6.620.327,4000	1,19
NTX	NETEX	40%	3.546.244	1,7100	6.064.077,2400	1,09
CLR	CLERHP ESTR.	30%	3.023.030	1,6300	4.927.538,9000	0,88
ELZ	ELZINC	20%	5.142.067	0,8700	4.473.598,2900	0,80
COM	CATENON	70%	13.113.694	0,3340	4.379.973,7960	0,79
MED	MEDCOM TECH	30%	3.965.539	0,9200	3.648.295,8800	0,66
TR1	TIER 1 TECH.	20%	200.000	15,8000	3.160.000,0000	0,57
AKI	AKILES	90%	24.631.030	0,1070	2.635.520,2100	0,47
MONI	MONDO TV	20%	11.870.972	0,1930	2.291.097,5960	0,41
RBT	ROBOT	30%	855.145	2,4800	2.120.759,6000	0,38
EEP	EUROESPES	40%	4.312.069	0,4400	1.897.310,3600	0,34
CMM	COMMCENTER	30%	1.981.921	0,9200	1.823.367,3200	0,33
CLE	CLEVER GLO.	30%	4.716.720	0,3000	1.415.016,0000	0,25
IMG	IMAGINARIUM	30%	6.713.894	0,0430	288.697,4420	0,05

201.523.491

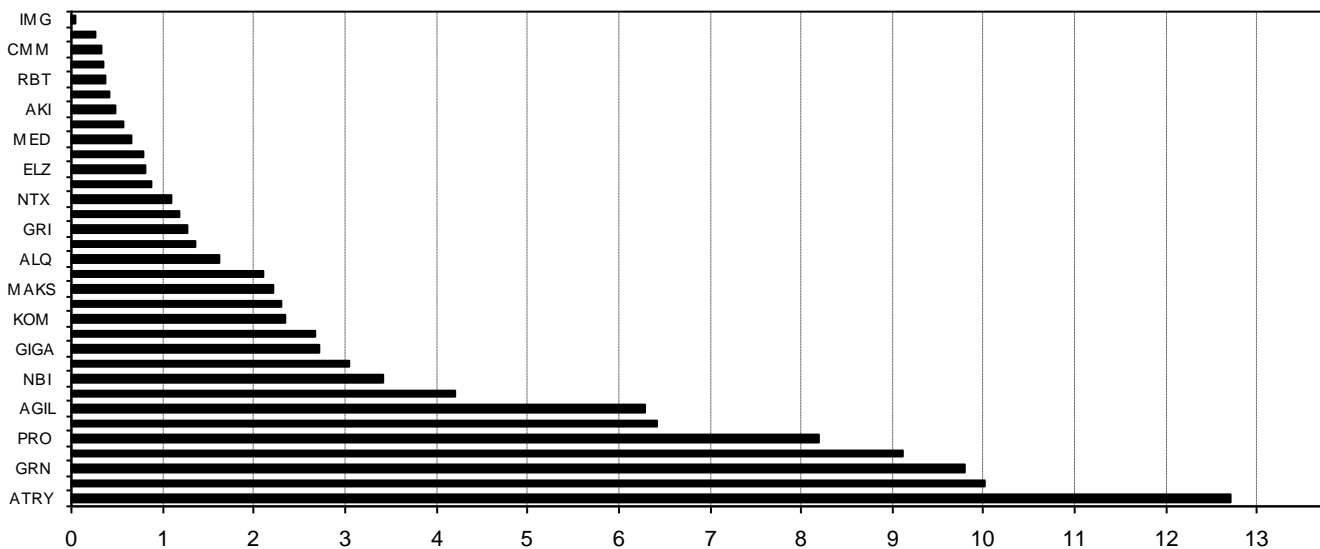
100,00

IBEX MAB® ALL SHARE: 1.403,1

Capitalización total:

556.949.311,574

% Ponderación IBEX MAB® ALL SHARE

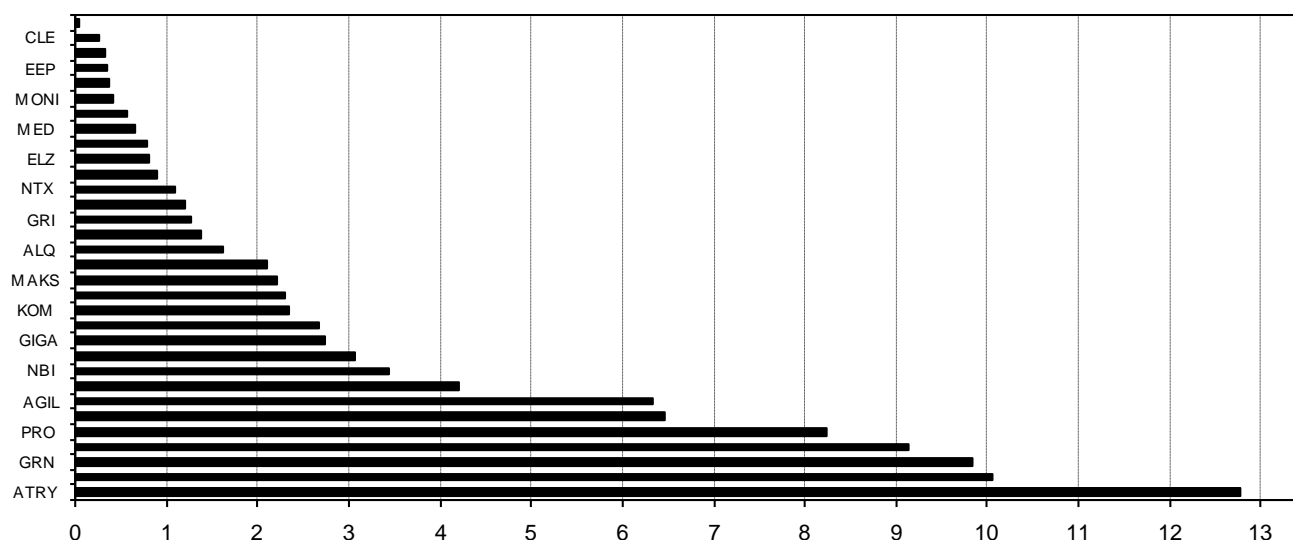


Composición del índice IBEX MAB® ALL SHARE al cierre de la sesión del día: 01/07/2020 después de ajuste
Index constituents of IBEX MAB® ALL SHARE at the closing of: 01/07/2020 after adjustment

Cód. Sym	Valor Company	Ajuste Free-Float Free-Float Adjust.	# Acciones # Shares	Cierre € Closing €	Capitalización € Capitalisation €	% Ponderación % Weighting
ATRY	ATRY	40%	10.256.620	6,9000	70.770.678,0000	12,77
HLZ	HOLALUZ	40%	8.231.794	6,7700	55.729.245,3800	10,05
GRN	GREENALIA	20%	4.246.694	12,8500	54.570.017,9000	9,84
FACE	FACEPHI BIO	70%	9.750.164	5,2000	50.700.852,8000	9,15
PRO	PROEDUCA	10%	4.517.897	10,1000	45.630.759,7000	8,23
IZER	IZERTIS	30%	6.393.261	5,6000	35.802.261,6000	6,46
AGIL	AGILE CONTEN	50%	8.856.837	3,9600	35.073.074,5200	6,33
LLN	LLEIDANETWOR	40%	6.419.977	3,6400	23.368.716,2800	4,22
NBI	NBI BEARINGS	40%	4.932.107	3,8600	19.037.933,0200	3,43
IFF	IFFE FUTURA	40%	9.199.636	1,8500	17.019.326,6000	3,07
GIGA	GIGAS HOSTIN	60%	2.593.391	5,8500	15.171.337,3500	2,74
INC	INCLAM	30%	8.889.246	1,6700	14.845.040,8200	2,68
KOM	KOMPUESTOS	40%	4.862.280	2,6800	13.030.910,4000	2,35
ADL	ADL BIONATUR	30%	11.816.720	1,0800	12.762.057,6000	2,30
MAKS	MAKING SCIEN	30%	2.118.690	5,8000	12.288.402,0000	2,22
ALC	ALTIA CONSUL	10%	687.819	17,0000	11.692.923,0000	2,11
ALQ	ALQUIBER	30%	1.684.435	5,3500	9.011.727,2500	1,63
PANG	PANGAEA ONC	30%	5.065.964	1,5000	7.598.946,0000	1,37
GRI	GRIÑO	20%	6.120.277	1,1600	7.099.521,3200	1,28
SEC	SECUOYA	10%	807.357	8,2000	6.620.327,4000	1,19
NTX	NETEX	40%	3.546.244	1,7100	6.064.077,2400	1,09
CLR	CLERHP ESTR.	30%	3.023.030	1,6300	4.927.538,9000	0,89
ELZ	ELZINC	20%	5.142.067	0,8700	4.473.598,2900	0,81
COM	CATENON	70%	13.113.694	0,3340	4.379.973,7960	0,79
MED	MEDCOM TECH	30%	3.965.539	0,9200	3.648.295,8800	0,66
TR1	TIER 1 TECH.	20%	200.000	15,8000	3.160.000,0000	0,57
MONI	MONDO TV	20%	11.870.972	0,1930	2.291.097,5960	0,41
RBT	ROBOT	30%	855.145	2,4800	2.120.759,6000	0,38
EEP	EUROESPES	40%	4.312.069	0,4400	1.897.310,3600	0,34
CMM	COMMCENTER	30%	1.981.921	0,9200	1.823.367,3200	0,33
CLE	CLEVER GLO.	30%	4.716.720	0,3000	1.415.016,0000	0,26
IMG	IMAGINARIUM	30%	6.713.894	0,0430	288.697,4420	0,05
176.892.461						100,00

IBEX MAB® ALL SHARE: 1.403,1 Capitalización total: 554.313.791,364 €

% Ponderación IBEX MAB® ALL SHARE



Informe de ajuste IBEX MAB® ALL SHARE

IBEX MAB® ALL SHARE adjustment report

01/07/2020 18:18:36

Índice antes de ajuste <i>Index before adjustment</i>	Índice después de ajuste <i>Index after adjustment</i>	Capitalización antes de ajuste <i>Market Capitalisation before adjustment</i>	Capitalización después de ajuste <i>Market Capitalisation after adjustment</i>	"J" de ajuste <i>"J" (Mkt. K2 - K1)</i>	Divisor IBEX MAB® AS <i>IBEX MAB® AS Divisor</i>
1.403,1	1.403,1	556.949.311,574	554.313.791,364	-2.635.520,210	395.060

Símbolo <i>Sym.</i>	Títulos antes de ajuste <i>Shares before adjustment</i>	Títulos después de ajuste <i>Shares after adjustment</i>	Capitalización antes de ajuste <i>Capitalisation before adjustment</i>	Capitalización después de ajuste <i>Capitalisation after adjustment</i>	Diferencia de Capitalizaciones <i>Capitalisation difference</i>
------------------------	--	---	---	--	--

Bajas en IBEX MAB® ALL SHARE

IBEX MAB® ALL SHARE deletions

AKI	24.631.030	0	2.635.520,2100	0,0000	-2.635.520,2100
-----	------------	---	----------------	--------	-----------------

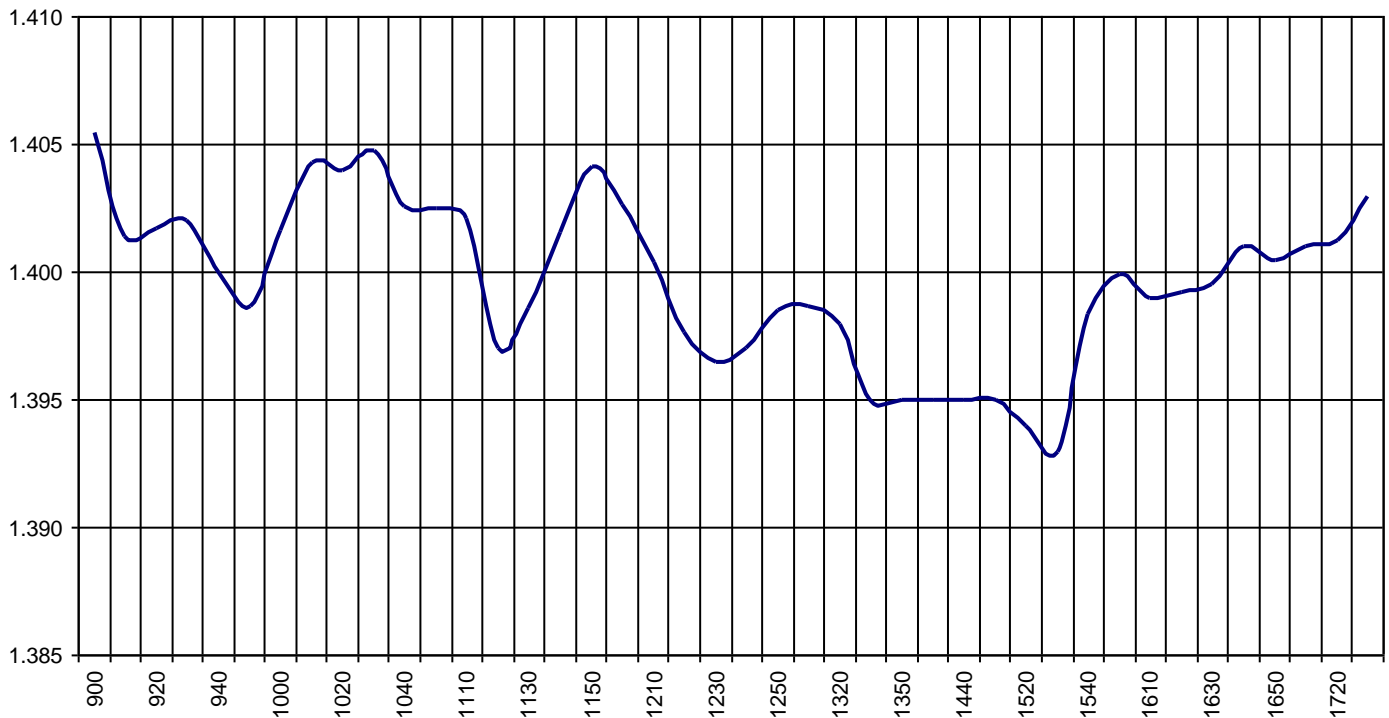
Altas en IBEX MAB® ALL SHARE

IBEX MAB® ALL SHARE additions

Resumen diario índice IBEX MAB® All Share de fecha: 01/07/2020 (daily summary)

IBEX MAB® All Share			Hora			
			Time			
Anterior	Previous	1.402,9	Máximo	Max	1.406,7	09:02:27
Inicial	Open	1.403,5	Mínimo	Min	1.392,7	15:35:04
Cierre	Close	1.403,1	Variación	Change	+0,2	
Medio	Mid	1.400,8	%Variación	%change	0,01%	

Valor medio del índice IBEX MAB® All Share cada 10' (Index Average every 10')



Hechos Relevantes Públicos que afectan al IBEX MAB® ALL SHARE index

Hechos Relevantes que afectan al cálculo del índice IBEX MAB® All Share

02/07/2020 AKI AKILES AJUSTE POR EXCLUSIÓN VALOR POR SUSPENSIÓN COTIZACIÓN

Relevant Facts related to IBEX MAB® ALL SHARE index

Relevant Facts related to IBEX MAB® All Share index calculation

02/07/2020 AKI AKILES ADJUSTMENT FOR EXCLUSION BY TRADING SUSPENSION