

**Composición del índice IBEX MAB® ALL SHARE al cierre de la sesión del día: 03/08/2020 antes de ajuste**  
*Index constituents of IBEX MAB® ALL SHARE at the closing of: 03/08/2020 before adjustment*

Cód. Sym.	Valor Company	Ajuste Free-Float Free-Float Adjust.	# Acciones # Shares	Cierre € Closing €	Capitalización € Capitalisation €	% Ponderación % Weighting
ATRY	ATRY	40%	10.256.620	6,7000	68.719.354,0000	12,35
HLZ	HOLALUZ	40%	8.231.794	7,0000	57.622.558,0000	10,35
FACE	FACEPHI BIO	70%	9.750.164	5,5200	53.820.905,2800	9,67
GRN	GREENALIA	20%	4.246.694	12,4500	52.871.340,3000	9,50
PRO	PROEDUCA	10%	4.517.897	11,2000	50.600.446,4000	9,09
IZER	IZERTIS	30%	6.393.261	5,3000	33.884.283,3000	6,09
AGIL	AGILE CONTEN	50%	8.856.837	3,8200	33.833.117,3400	6,08
LLN	LLEIDANETWOR	40%	6.419.977	4,3000	27.605.901,1000	4,96
NBI	NBI BEARINGS	40%	4.932.107	3,5000	17.262.374,5000	3,10
IFF	IFFE FUTURA	40%	9.199.636	1,8500	17.019.326,6000	3,06
INC	INCLAM	30%	8.889.246	1,6400	14.578.363,4400	2,62
KOM	KOMPUESTOS	40%	4.862.280	2,7600	13.419.892,8000	2,41
GIGA	GIGAS HOSTIN	60%	2.593.391	5,1500	13.355.963,6500	2,40
MAKS	MAKING SCIEN	30%	2.118.690	5,8500	12.394.336,5000	2,23
ALC	ALTIA CONSUL	10%	687.819	17,0000	11.692.923,0000	2,10
ADL	ADL BIONATUR	30%	11.816.720	0,8800	10.398.713,6000	1,87
ALQ	ALQUIBER	30%	1.684.435	5,3000	8.927.505,5000	1,60
GRI	GRIÑO	20%	6.120.277	1,2500	7.650.346,2500	1,37
SEC	SECUOYA	10%	807.357	8,2000	6.620.327,4000	1,19
PANG	PANGAEA ONC	30%	5.065.964	1,2900	6.535.093,5600	1,17
NTX	NETEX	40%	3.546.244	1,8000	6.383.239,2000	1,15
ELZ	ELZINC	20%	5.142.067	0,8750	4.499.308,6250	0,81
COM	CATENON	70%	13.113.694	0,3400	4.458.655,9600	0,80
CLR	CLERHP ESTR.	30%	3.023.030	1,2100	3.657.866,3000	0,66
TR1	TIER 1 TECH.	20%	200.000	15,9000	3.180.000,0000	0,57
MED	MEDCOM TECH	30%	3.965.539	0,7900	3.132.775,8100	0,56
AKI	AKILES	90%	24.631.030	0,1160	2.857.199,4800	0,51
MONI	MONDO TV	20%	11.870.972	0,2020	2.397.936,3440	0,43
EEP	EUROESPES	40%	4.312.069	0,4400	1.897.310,3600	0,34
RBT	ROBOT	30%	855.145	2,2000	1.881.319,0000	0,34
CMM	COMMCENTER	30%	1.981.921	0,9200	1.823.367,3200	0,33
CLE	CLEVER GLO.	30%	4.716.720	0,3000	1.415.016,0000	0,25
IMG	IMAGINARIUM	30%	6.713.894	0,0380	255.127,9720	0,05

201.523.491

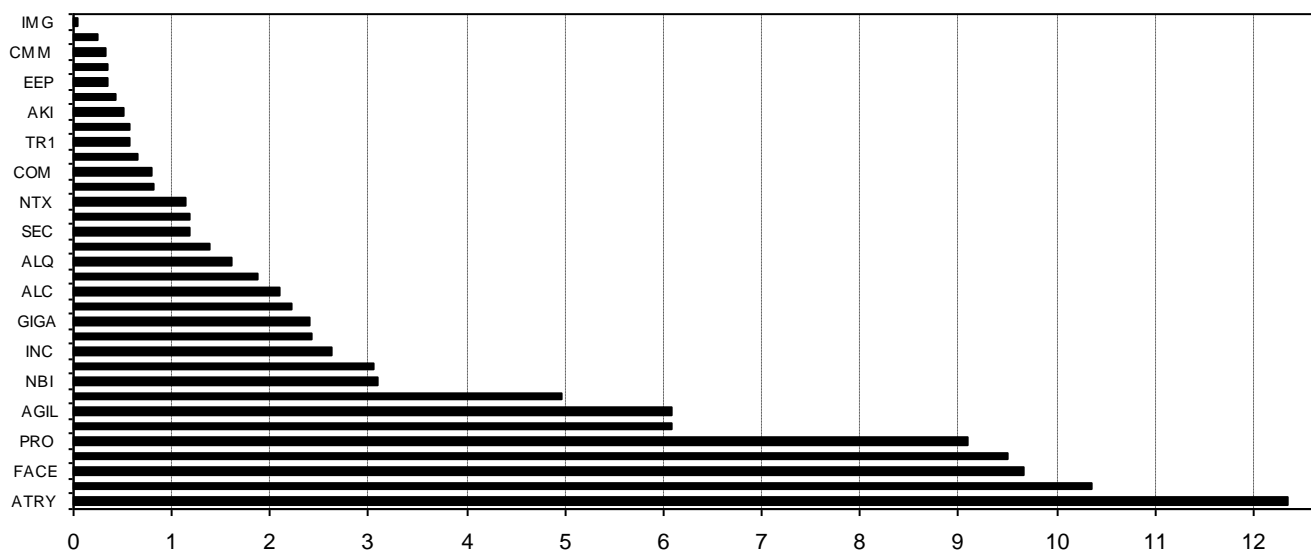
100,00

**IBEX MAB® ALL SHARE: 1.401,7**

**Capitalización total:**

**556.652.194,891**

**% Ponderación IBEX MAB® ALL SHARE**

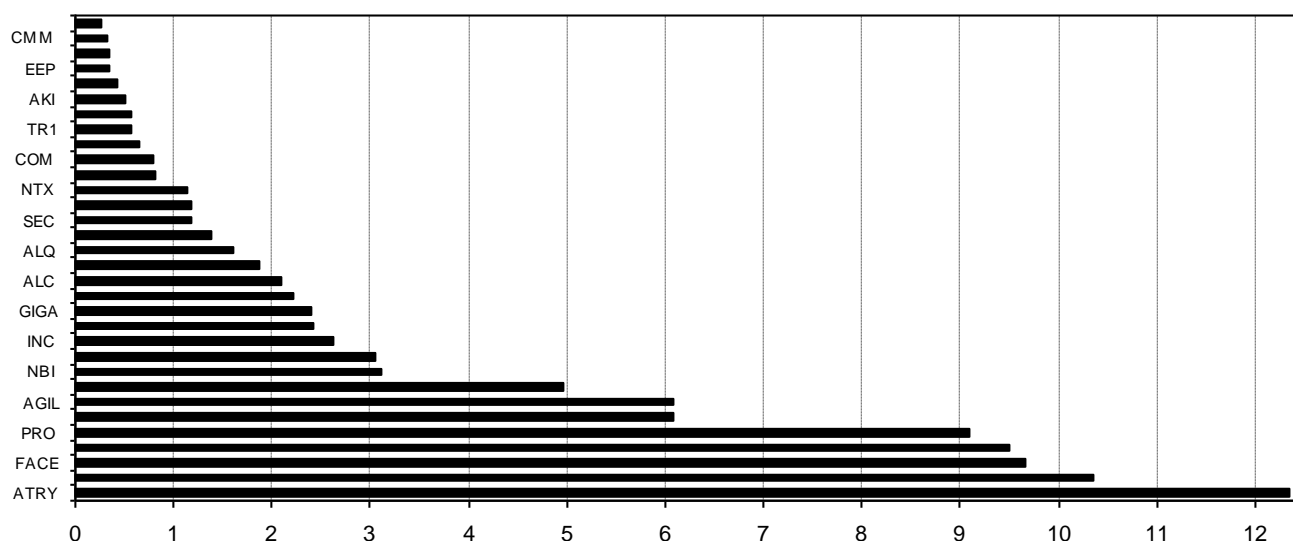


**Composición del índice IBEX MAB® ALL SHARE al cierre de la sesión del día: 03/08/2020 después de ajuste**  
*Index constituents of IBEX MAB® ALL SHARE at the closing of: 03/08/2020 after adjustment*

Cód. Sym	Valor Company	Ajuste Free-Float Free-Float Adjust.	# Acciones # Shares	Cierre € Closing €	Capitalización € Capitalisation €	% Ponderación % Weighting
ATRY	ATRY	40%	10.256.620	6,7000	68.719.354,0000	12,35
HLZ	HOLALUZ	40%	8.231.794	7,0000	57.622.558,0000	10,36
FACE	FACEPHI BIO	70%	9.750.164	5,5200	53.820.905,2800	9,67
GRN	GREENALIA	20%	4.246.694	12,4500	52.871.340,3000	9,50
PRO	PROEDUCA	10%	4.517.897	11,2000	50.600.446,4000	9,09
IZER	IZERTIS	30%	6.393.261	5,3000	33.884.283,3000	6,09
AGIL	AGILE CONTEN	50%	8.856.837	3,8200	33.833.117,3400	6,08
LLN	LLEIDANETWOR	40%	6.419.977	4,3000	27.605.901,1000	4,96
NBI	NBI BEARINGS	40%	4.932.107	3,5000	17.262.374,5000	3,10
IFF	IFFE FUTURA	40%	9.199.636	1,8500	17.019.326,6000	3,06
INC	INCLAM	30%	8.889.246	1,6400	14.578.363,4400	2,62
KOM	KOMPUESTOS	40%	4.862.280	2,7600	13.419.892,8000	2,41
GIGA	GIGAS HOSTIN	60%	2.593.391	5,1500	13.355.963,6500	2,40
MAKS	MAKING SCIEN	30%	2.118.690	5,8500	12.394.336,5000	2,23
ALC	ALTIA CONSUL	10%	687.819	17,0000	11.692.923,0000	2,10
ADL	ADL BIONATUR	30%	11.816.720	0,8800	10.398.713,6000	1,87
ALQ	ALQUIBER	30%	1.684.435	5,3000	8.927.505,5000	1,60
GRI	GRIÑO	20%	6.120.277	1,2500	7.650.346,2500	1,37
SEC	SECUOYA	10%	807.357	8,2000	6.620.327,4000	1,19
PANG	PANGAEA ONC	30%	5.065.964	1,2900	6.535.093,5600	1,17
NTX	NETEX	40%	3.546.244	1,8000	6.383.239,2000	1,15
ELZ	ELZINC	20%	5.142.067	0,8750	4.499.308,6250	0,81
COM	CATENON	70%	13.113.694	0,3400	4.458.655,9600	0,80
CLR	CLERHP ESTR.	30%	3.023.030	1,2100	3.657.866,3000	0,66
TR1	TIER 1 TECH.	20%	200.000	15,9000	3.180.000,0000	0,57
MED	MEDCOM TECH	30%	3.965.539	0,7900	3.132.775,8100	0,56
AKI	AKILES	90%	24.631.030	0,1160	2.857.199,4800	0,51
MONI	MONDO TV	20%	11.870.972	0,2020	2.397.936,3440	0,43
EEP	EUROESPES	40%	4.312.069	0,4400	1.897.310,3600	0,34
RBT	ROBOT	30%	855.145	2,2000	1.881.319,0000	0,34
CMM	COMMCENTER	30%	1.981.921	0,9200	1.823.367,3200	0,33
CLE	CLEVER GLO.	30%	4.716.720	0,3000	1.415.016,0000	0,25
			<b>194.809.597</b>			<b>100,00</b>

**IBEX MAB® ALL SHARE: 1.401,7 Capitalización total: 556.397.066,919 €**

**% Ponderación IBEX MAB® ALL SHARE**



# Informe de ajuste IBEX MAB® ALL SHARE

## IBEX MAB® ALL SHARE adjustment report

03/08/2020 18:12:57

Indice antes de ajuste	Indice después de ajuste	Capitalización antes de ajuste	Capitalización después de ajuste	"J" de ajuste	Divisor IBEX MAB® AS
<i>Index before adjustment</i>	<i>Index after adjustment</i>	<i>Market Capitalisation before adjustment</i>	<i>Market Capitalisation after adjustment</i>	<i>"J" (Mkt. K2 - K1)</i>	<i>IBEX MAB® AS Divisor</i>
1.401,7	1.401,7	556.652.194,891	556.397.066,919	-255.127,972	396.949

Símbolo	Títulos antes de ajuste	Títulos después de ajuste	Capitalización antes de ajuste	Capitalización después de ajuste	Diferencia de Capitalizaciones
<i>Sym.</i>	<i>Shares before adjustment</i>	<i>Shares after adjustment</i>	<i>Capitalisation before adjustment</i>	<i>Capitalisation after adjustment</i>	<i>Capitalisation difference</i>

### Bajas en IBEX MAB® ALL SHARE

IBEX MAB® ALL SHARE deletions

IMG	6.713.894	0	255.127,9720	0,0000	-255.127,9720
-----	-----------	---	--------------	--------	---------------

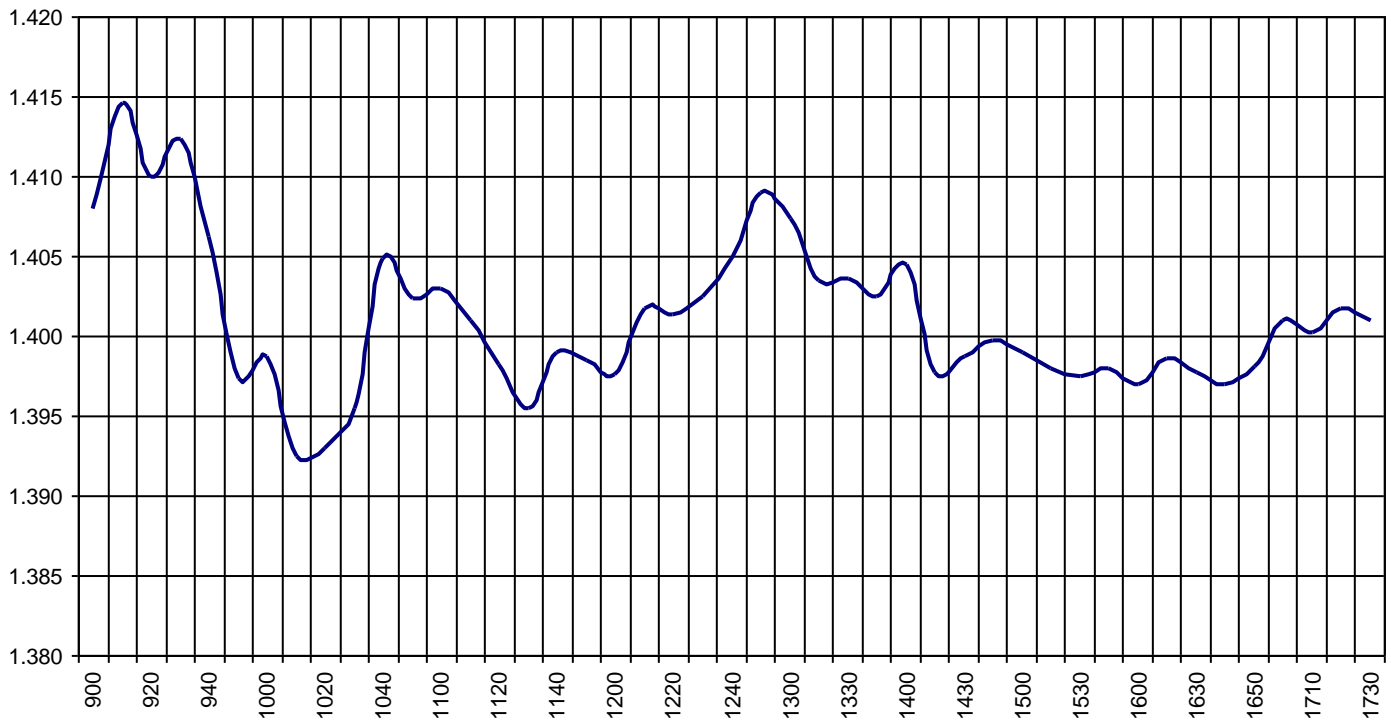
### Altas en IBEX MAB® ALL SHARE

IBEX MAB® ALL SHARE additions

Resumen diario índice IBEX MAB® All Share de fecha: 03/08/2020 (daily summary)

IBEX MAB® All Share			Hora			
			Time			
Anterior	Previous	1.409,2	Máximo	Max	1.416,4	09:06:12
Inicial	Open	1.405,0	Mínimo	Min	1.392,5	10:14:51
Cierre	Close	1.401,7	Variación	Change	-7,5	
Medio	Mid	1.402,6	%Variación	%change	-0,53%	

Valor medio del índice IBEX MAB® All Share cada 10' (Index Average every 10')



**Hechos Relevantes Públicos que afectan al IBEX MAB® ALL SHARE index**

**Hechos Relevantes que afectan al cálculo del índice IBEX MAB® All Share**

04/08/2020 IMG IMAGINARIUM AJUSTE POR EXCLUSIÓN VALOR POR SUSPENSIÓN COTIZACIÓN

**Fechas Ex-Date Dividendos de los valores componentes del índice IBEX MAB® All Share**

05/08/2020 RBT ROBOT EX DATE DIVIDENDO 19: 0,039 € BRUTOS (FECHA PAGO:07/08/2020)

**Relevant Facts related to IBEX MAB® ALL SHARE index**

**Relevant Facts related to IBEX MAB® All Share index calculation**

04/08/2020 IMG IMAGINARIUM ADJUSTMENT FOR EXCLUSION BY TRADING SUSPENSION