

Composición del índice IBEX MAB® ALL SHARE al cierre de la sesión del día: 18/09/2020 antes de ajuste

Index constituents of IBEX MAB® ALL SHARE at the closing of: 18/09/2020 before adjustment

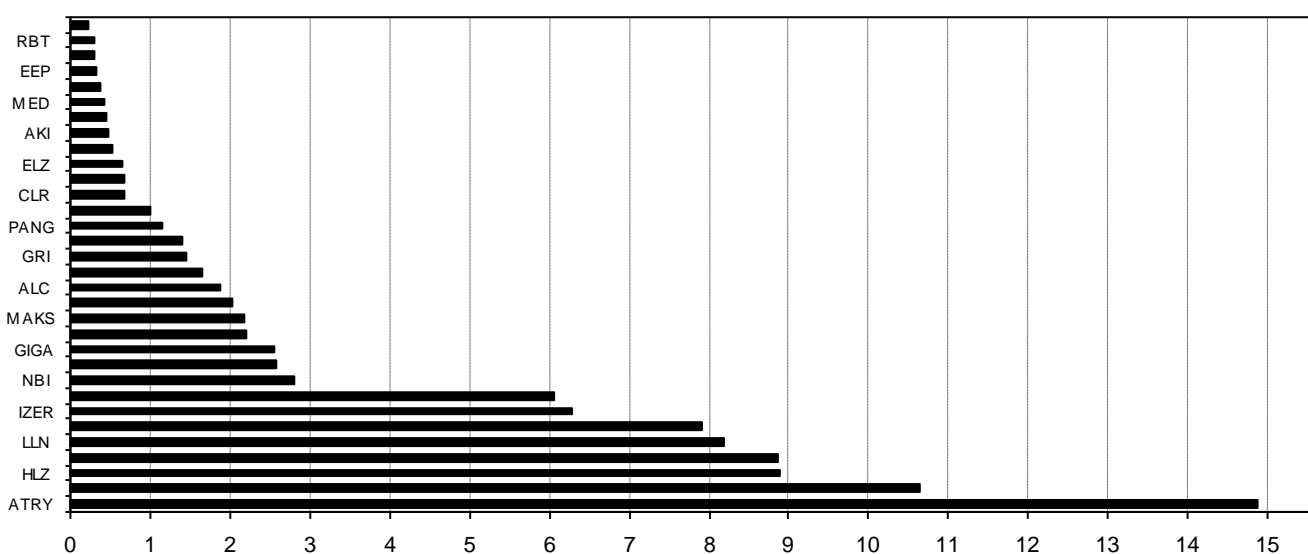
Cód. Sym.	Valor Company	Ajuste Free-Float Free-Float Adjust.	# Acciones # Shares	Cierre € Closing €	Capitalización € Capitalisation €	% Ponderación % Weighting
ATRY	ATRY	40%	13.438.439	7,2800	97.831.835,9200	14,87
PRO	PROEDUCA	10%	4.517.897	15,5000	70.027.403,5000	10,64
HLZ	HOLALUZ	40%	8.231.794	7,1000	58.445.737,4000	8,88
FACE	FACEPHI BIO	70%	9.750.164	5,9800	58.305.980,7200	8,86
LLN	LLEIDANETWOR	40%	6.419.977	8,4000	53.927.806,8000	8,19
GRN	GREENALIA	20%	4.246.694	12,2500	52.022.001,5000	7,90
IZER	IZERTIS	30%	6.393.261	6,4800	41.428.331,2800	6,29
AGIL	AGILE CONTEN	50%	8.856.837	4,5000	39.855.766,5000	6,06
NBI	NBI BEARINGS	40%	4.932.107	3,7400	18.446.080,1800	2,80
IFF	IFFE FUTURA	40%	9.199.636	1,8500	17.019.326,6000	2,59
GIGA	GIGAS HOSTIN	60%	2.593.391	6,5000	16.857.041,5000	2,56
INC	INCLAM	30%	8.889.246	1,6400	14.578.363,4400	2,22
MAKS	MAKING SCIEN	30%	2.118.690	6,7500	14.301.157,5000	2,17
KOM	KOMPUESTOS	40%	4.862.280	2,7600	13.419.892,8000	2,04
ALC	ALTIA CONSUL	10%	687.819	18,0000	12.380.742,0000	1,88
NTX	NETEX	40%	3.546.244	3,0800	10.922.431,5200	1,66
GRI	GRIÑO	20%	6.120.277	1,5500	9.486.429,3500	1,44
ALQ	ALQUIBER	30%	1.684.435	5,5000	9.264.392,5000	1,41
PANG	PANGAEA ONC	30%	5.065.964	1,5000	7.598.946,0000	1,15
SEC	SECUOYA	10%	807.357	8,2000	6.620.327,4000	1,01
CLR	CLERHP ESTR.	30%	3.023.030	1,4700	4.443.854,1000	0,68
ADL	ADL BIONATUR	30%	11.816.720	0,3710	4.384.003,1200	0,67
ELZ	ELZINC	20%	5.142.067	0,8250	4.242.205,2750	0,64
COM	CATENON	70%	13.113.694	0,2700	3.540.697,3800	0,54
AKI	AKILES	90%	24.631.030	0,1245	3.066.563,2350	0,47
TR1	TIER 1 TECH.	20%	200.000	14,7000	2.940.000,0000	0,45
MED	MEDCOM TECH	30%	3.965.539	0,7150	2.835.360,3850	0,43
MONI	MONDO TV	20%	11.870.972	0,2100	2.492.904,1200	0,38
EEP	EUROESPES	40%	4.312.069	0,4940	2.130.162,0860	0,32
CMM	COMMCENTER	30%	1.981.921	1,0000	1.981.921,0000	0,30
RBT	ROBOT	30%	855.145	2,2400	1.915.524,8000	0,29
CLE	CLEVER GLO.	30%	4.716.720	0,3000	1.415.016,0000	0,22
			197.991.416			100,00

IBEX MAB® ALL SHARE: 1.592,3

Capitalización total:

658.128.205,911

% Ponderación IBEX MAB® ALL SHARE

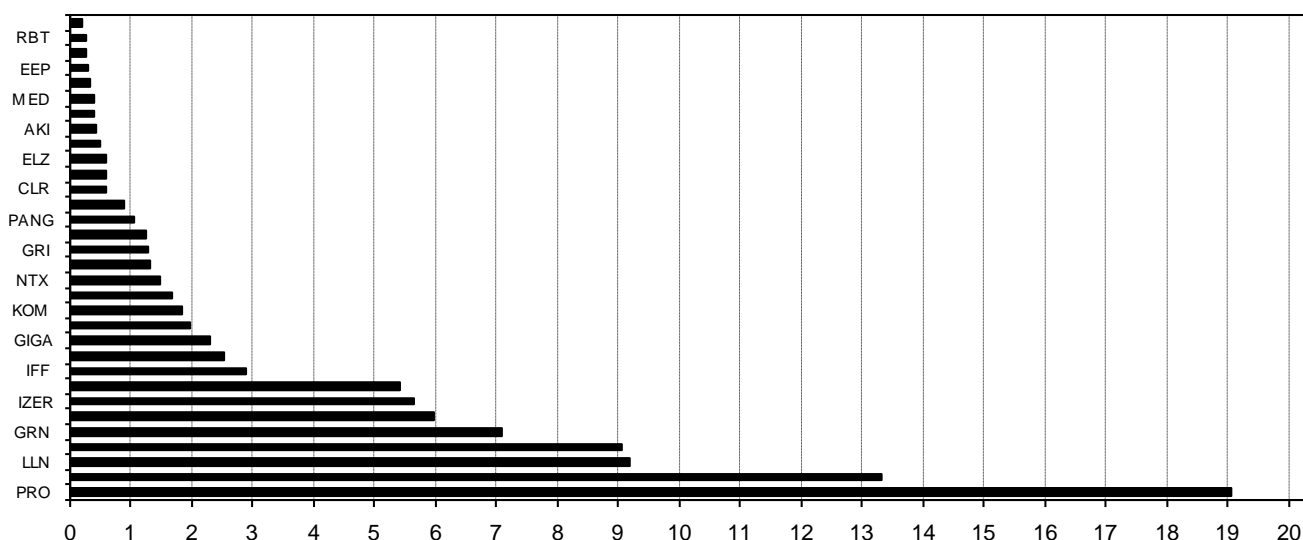


Composición del índice IBEX MAB® ALL SHARE al cierre de la sesión del día: 18/09/2020 después de ajuste
Index constituents of IBEX MAB® ALL SHARE at the closing of: 18/09/2020 after adjustment

Cód. Sym	Valor Company	Ajuste Free-Float Free-Float Adjust.	# Acciones # Shares	Cierre € Closing €	Capitalización € Capitalisation €	% Ponderación % Weighting
PRO	PROEDUCA	20%	9.035.793	15,5000	140.054.791,5000	19,06
ATRY	ATRY	40%	13.438.439	7,2800	97.831.835,9200	13,31
LLN	LLEIDANETWOR	50%	8.024.972	8,4000	67.409.764,8000	9,17
FACE	FACEPHI BIO	80%	11.143.044	5,9800	66.635.403,1200	9,07
GRN	GREENALIA	20%	4.246.694	12,2500	52.022.001,5000	7,08
HLZ	HOLALUZ	30%	6.173.845	7,1000	43.834.299,5000	5,97
IZER	IZERTIS	30%	6.393.261	6,4800	41.428.331,2800	5,64
AGIL	AGILE CONTEN	50%	8.856.837	4,5000	39.855.766,5000	5,42
IFF	IFFE FUTURA	50%	11.499.545	1,8500	21.274.158,2500	2,90
NBI	NBI BEARINGS	40%	4.932.107	3,7400	18.446.080,1800	2,51
GIGA	GIGAS HOSTIN	60%	2.593.391	6,5000	16.857.041,5000	2,29
INC	INCLAM	30%	8.889.246	1,6400	14.578.363,4400	1,98
KOM	KOMPUESTOS	40%	4.862.280	2,7600	13.419.892,8000	1,83
ALC	ALTIA CONSUL	10%	687.819	18,0000	12.380.742,0000	1,68
NTX	NETEX	40%	3.546.244	3,0800	10.922.431,5200	1,49
MAKS	MAKING SCIEN	20%	1.412.460	6,7500	9.534.105,0000	1,30
GRI	GRIÑO	20%	6.120.277	1,5500	9.486.429,3500	1,29
ALQ	ALQUIBER	30%	1.684.435	5,5000	9.264.392,5000	1,26
PANG	PANGAEA ONC	30%	5.065.964	1,5000	7.598.946,0000	1,03
SEC	SECUOYA	10%	807.357	8,2000	6.620.327,4000	0,90
CLR	CLERHP ESTR.	30%	3.023.030	1,4700	4.443.854,1000	0,60
ADL	ADL BIONATUR	30%	11.816.720	0,3710	4.384.003,1200	0,60
ELZ	ELZINC	20%	5.142.067	0,8250	4.242.205,2750	0,58
COM	CATENON	70%	13.113.694	0,2700	3.540.697,3800	0,48
AKI	AKILES	90%	24.631.030	0,1245	3.066.563,2350	0,42
TR1	TIER 1 TECH.	20%	200.000	14,7000	2.940.000,0000	0,40
MED	MEDCOM TECH	30%	3.965.539	0,7150	2.835.360,3850	0,39
MONI	MONDO TV	20%	11.870.972	0,2100	2.492.904,1200	0,34
EEP	EUROESPES	40%	4.312.069	0,4940	2.130.162,0860	0,29
CMM	COMMCENTER	30%	1.981.921	1,0000	1.981.921,0000	0,27
RBT	ROBOT	30%	855.145	2,2400	1.915.524,8000	0,26
CLE	CLEVER GLO.	30%	4.716.720	0,3000	1.415.016,0000	0,19
205.042.917						100,00

IBEX MAB® ALL SHARE: 1.592,3 Capitalización total: 734.843.315,561 €

% Ponderación IBEX MAB® ALL SHARE



Informe de ajuste IBEX MAB® ALL SHARE

IBEX MAB® ALL SHARE adjustment report

18/09/2020 18:12:27

Índice antes de ajuste <i>Index before adjustment</i>	Índice después de ajuste <i>Index after adjustment</i>	Capitalización antes de ajuste <i>Market Capitalisation before adjustment</i>	Capitalización después de ajuste <i>Market Capitalisation after adjustment</i>	"J" de ajuste <i>"J" (Mkt. K2 - K1)</i>	Divisor IBEX MAB® AS <i>IBEX MAB® AS Divisor</i>
1.592,3	1.592,3	658.128.205,911	734.843.315,561	76.715.109,650	461.496

Símbolo <i>Sym.</i>	Títulos antes de ajuste <i>Shares before adjustment</i>	Títulos después de ajuste <i>Shares after adjustment</i>	Capitalización antes de ajuste <i>Capitalisation before adjustment</i>	Capitalización después de ajuste <i>Capitalisation after adjustment</i>	Diferencia de Capitalizaciones <i>Capitalisation difference</i>
FACE	9.750.164	11.143.044	58.305.980,720	66.635.403,120	8.329.422,400
HLZ	8.231.794	6.173.845	58.445.737,400	43.834.299,500	-14.611.437,900
IFF	9.199.636	11.499.545	17.019.326,600	21.274.158,250	4.254.831,650
LLN	6.419.977	8.024.972	53.927.806,800	67.409.764,800	13.481.958,000
MAKS	2.118.690	1.412.460	14.301.157,500	9.534.105,000	-4.767.052,500
PRO	4.517.897	9.035.793	70.027.403,500	140.054.791,500	70.027.388,000

Bajas en IBEX MAB® ALL SHARE

IBEX MAB® ALL SHARE deletions

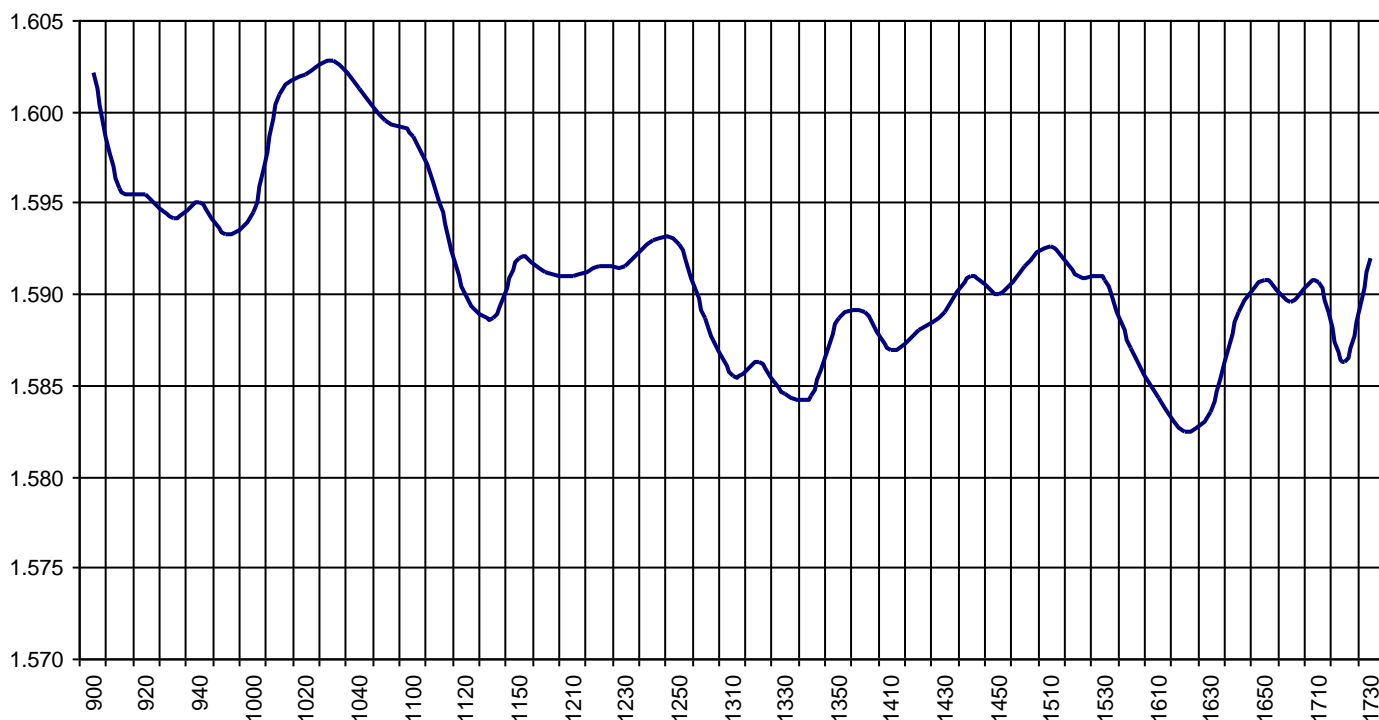
Altas en IBEX MAB® ALL SHARE

IBEX MAB® ALL SHARE additions

Resumen diario índice IBEX MAB® All Share de fecha: 18/09/2020 (daily summary)

IBEX MAB® All Share				Hora		
				Time		
Anterior	Previous	1.588,2	Máximo	Max	1.607,4	09:04:32
Inicial	Open	1.597,6	Mínimo	Min	1.581,3	16:33:51
Cierre	Close	1.592,3	Variación	Change	+4,1	
Medio	Mid	1.593,6	%Variación	%change	0,26%	

Valor medio del índice IBEX MAB® All Share cada 10' (Index Average every 10')



Hechos Relevantes Públicos que afectan al IBEX MAB® ALL SHARE index

Hechos Relevantes que afectan al cálculo del índice IBEX MAB® All Share

21/09/2020	FACE	FACEPHI BIO	AJUSTE IBEX MAB® ALL SHARE (CAMBIO FF): +1.392.880 ACCS.
21/09/2020	HLZ	HOLALUZ	AJUSTE IBEX MAB® ALL SHARE (CAMBIO FF): -2.057.949 ACCS.
21/09/2020	IFF	IFFE FUTURA	AJUSTE IBEX MAB® ALL SHARE (CAMBIO FF): 2.299.909 ACCS.
21/09/2020	LLN	LLEIDANETWOR	AJUSTE IBEX MAB® ALL SHARE (CAMBIO FF): +1.604.995 ACCS.
21/09/2020	MAKS	MAKING SCIENCE	AJUSTE IBEX MAB® ALL SHARE (CAMBIO FF): -706.230 ACCS.
21/09/2020	PRO	PROEDUCA	AJUSTE IBEX MAB® ALL SHARE (CAMBIO FF): +4.517.896 ACCS.
22/09/2020	FACE	FACEPHI BIO	AJUSTE POR INTEGRACIÓN DE 185.114 ACCS.

Relevant Facts related to IBEX MAB® ALL SHARE index

Relevant Facts related to IBEX MAB® All Share index calculation

21/09/2020	FACE	FACEPHI BIO	ADJUSTMENT IBEX MAB® ALL SHARE (FF FACTOR CHANGE): +1.392.880 SHARES
21/09/2020	HLZ	HOLALUZ	ADJUSTMENT IBEX MAB® ALL SHARE (FF FACTOR CHANGE): -2.057.949 SHARES
21/09/2020	IFF	IFFE FUTURA	ADJUSTMENT IBEX MAB® ALL SHARE (FF FACTOR CHANGE): 2.299.909 SHARES
21/09/2020	LLN	LLEIDANETWOR	ADJUSTMENT IBEX MAB® ALL SHARE (FF FACTOR CHANGE): +1.604.995 SHARES
21/09/2020	MAKS	MAKING SCIENCE	ADJUSTMENT IBEX MAB® ALL SHARE (FF FACTOR CHANGE): -706.230 SHARES

21/09/2020	PRO	PROEDUCA	ADJUSTMENT IBEX MAB® ALL SHARE (FF FACTOR CHANGE): +4.517.896 SHARES
22/09/2020	FACE	FACEPHI BIO	ADJUSTMENT FOR INTEFRATION OF 185,114 SHARES